

Termas de Río Hondo

# CLASSIFICATION

## GRAN PREMIO YPF ENERGÍA DE ARGENTINA PRACTICE

#	Rider	Nation	Team	Motorcycle	Time	Lap Total	Gap	T. Speed
1	93 <b>Marc MARQUEZ</b>	SPA	Ducati Lenovo Team	DUCATI	<b>1'37.295</b>	24 24		<b>338.1</b>
2	49 <b>Fabio DI GIANNANTONIO</b>	ITA	Pertamina Enduro VR46 Racing Team	DUCATI	<b>1'37.430</b>	22 22	0.135 0.135	<b>343.6</b>
3	73 <b>Alex MARQUEZ</b>	SPA	BK8 Gresini Racing MotoGP	DUCATI	<b>1'37.496</b>	22 23	0.201 0.066	<b>339.0</b>
4	72 <b>Marco BEZZECCHI</b>	ITA	Aprilia Racing	APRILIA	<b>1'37.510</b>	19 26	0.215 0.014	<b>342.7</b>
5	33 <b>Brad BINDER</b>	RSA	Red Bull KTM Factory Racing	KTM	<b>1'37.546</b>	23 24	0.251 0.036	<b>346.5</b>
6	42 <b>Alex RINS</b>	SPA	Monster Energy Yamaha MotoGP Team	YAMAHA	<b>1'37.591</b>	20 24	0.296 0.045	<b>341.8</b>
7	5 <b>Johann ZARCO</b>	FRA	CASTROL Honda LCR	HONDA	<b>1'37.685</b>	20 21	0.390 0.094	<b>339.9</b>
8	20 <b>Fabio QUARTARARO</b>	FRA	Monster Energy Yamaha MotoGP Team	YAMAHA	<b>1'37.818</b>	20 23	0.523 0.133	<b>339.0</b>
9	37 <b>Pedro ACOSTA</b>	SPA	Red Bull KTM Factory Racing	KTM	<b>1'37.827</b>	15 22	0.532 0.009	<b>345.5</b>
10	63 <b>Francesco BAGNAIA</b>	ITA	Ducati Lenovo Team	DUCATI	<b>1'37.834</b>	18 20	0.539 0.007	<b>345.5</b>
11	79 <b>Ai OGURA</b>	JPN	Trackhouse MotoGP Team	APRILIA	<b>1'37.855</b>	24 25	0.560 0.021	<b>340.8</b>
12	21 <b>Franco MORBIDELLI</b>	ITA	Pertamina Enduro VR46 Racing Team	DUCATI	<b>1'37.931</b>	17 22	0.636 0.076	<b>341.8</b>
13	36 <b>Joan MIR</b>	SPA	Honda HRC Castrol	HONDA	<b>1'37.975</b>	24 26	0.680 0.044	<b>339.0</b>
14	43 <b>Jack MILLER</b>	AUS	Prima Pramac Yamaha MotoGP	YAMAHA	<b>1'38.058</b>	20 24	0.763 0.083	<b>338.1</b>
15	10 <b>Luca MARINI</b>	ITA	Honda HRC Castrol	HONDA	<b>1'38.136</b>	22 22	0.841 0.078	<b>337.1</b>
16	12 <b>Maverick VIÑALES</b>	SPA	Red Bull KTM Tech3	KTM	<b>1'38.315</b>	14 23	1.020 0.179	<b>340.8</b>
17	54 <b>Fermin ALDEGUER</b>	SPA	BK8 Gresini Racing MotoGP	DUCATI	<b>1'38.347</b>	18 22	1.052 0.032	<b>338.1</b>
18	88 <b>Miguel OLIVEIRA</b>	POR	Prima Pramac Yamaha MotoGP	YAMAHA	<b>1'38.649</b>	21 22	1.354 0.302	<b>339.9</b>
19	35 <b>Somkiat CHANTRA</b>	THA	IDEMITSU Honda LCR	HONDA	<b>1'38.651</b>	18 24	1.356 0.002	<b>339.9</b>
20	25 <b>Raul FERNANDEZ</b>	SPA	Trackhouse MotoGP Team	APRILIA	<b>1'38.746</b>	20 20	1.451 0.095	<b>337.1</b>
21	23 <b>Enea BASTIANINI</b>	ITA	Red Bull KTM Tech3	KTM	<b>1'38.785</b>	23 23	1.490 0.039	<b>341.8</b>
22	32 <b>Lorenzo SAVADORI</b>	ITA	Aprilia Racing	APRILIA	<b>1'39.076</b>	19 24	1.781 0.291	<b>341.8</b>

Practice condition: **Dry**

Air: 20°

Humidity: 65%

Ground: 31°

<b>Fastest Lap:</b>	Lap: 24	<b>Marc MARQUEZ</b>	<b>1'37.295</b>	177.8 Km/h
<b>Best Race Lap:</b>	2015	<b>Valentino ROSSI</b>	<b>1'39.019</b>	174.7 Km/h
<b>All-Time Lap Record:</b>	2025	<b>Marc MARQUEZ</b>	<b>1'37.295</b>	177.8 Km/h

The results are provisional until the end of the limit for protest and appeals.

Time limit for protest expires 60' after publication of the results - ..... Time: **Nicolas TORTONE** **16:16**

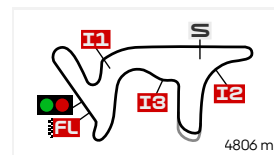
These data/results cannot be reproduced, stored and/or transmitted in whole or in part by any manner of electronic, mechanical, photocopying, recording, broadcasting or otherwise now known or herein after developed without the previous express consent by the copyright owner, except for reproduction in daily press and regular printed publications on sale to the public within 60 days of the event related to those data/results and always provided that copyright symbol appears together as follows below.

© DORNA, 2025

Official MotoGP Timing by

www.motogp.com

Termas de Río Hondo, Friday, March 14, 2025



Termas de Río Hondo

# TOP SPEED & AVERAGE

## GRAN PREMIO YPF ENERGÍA DE ARGENTINA

### PRACTICE

#	Rider	Nation	Motorcycle	Top 5 speeds					Average	Top
33	<b>Brad BINDER</b>	RSA	KTM	346.5	343.6	342.7	341.8	341.8	343.0	<b>346.5</b>
37	<b>Pedro ACOSTA</b>	SPA	KTM	345.5	341.8	341.8	341.8	340.8	342.1	<b>345.5</b>
63	<b>Francesco BAGNAIA</b>	ITA	DUCATI	345.5	344.6	344.6	342.7	340.8	343.6	<b>345.5</b>
49	<b>Fabio DI GIANNANTONIO</b>	ITA	DUCATI	343.6	341.8	340.8	340.8	339.9	341.4	<b>343.6</b>
72	<b>Marco BEZZECCHI</b>	ITA	APRILIA	342.7	341.8	341.8	341.8	341.8	342.0	<b>342.7</b>
21	<b>Franco MORBIDELLI</b>	ITA	DUCATI	341.8	340.8	338.1	338.1	338.1	339.2	<b>341.8</b>
23	<b>Enea BASTIANINI</b>	ITA	KTM	341.8	340.8	339.9	339.0	339.0	339.8	<b>341.8</b>
32	<b>Lorenzo SAVADORI</b>	ITA	APRILIA	341.8	340.8	339.9	339.9	339.0	340.3	<b>341.8</b>
42	<b>Alex RINS</b>	SPA	YAMAHA	341.8	338.1	336.2	335.3	334.4	337.2	<b>341.8</b>
12	<b>Maverick VIÑALES</b>	SPA	KTM	340.8	339.9	339.0	338.1	337.1	338.4	<b>340.8</b>
79	<b>Ai OGURA</b>	JPN	APRILIA	340.8	339.9	339.9	338.1	337.1	338.6	<b>340.8</b>
5	<b>Johann ZARCO</b>	FRA	HONDA	339.9	338.1	337.1	337.1	337.1	337.9	<b>339.9</b>
35	<b>Somkiat CHANTRA</b>	THA	HONDA	339.9	337.1	337.1	336.2	335.3	336.4	<b>339.9</b>
88	<b>Miguel OLIVEIRA</b>	POR	YAMAHA	339.9	339.9	339.0	339.0	339.0	339.4	<b>339.9</b>
20	<b>Fabio QUARTARARO</b>	FRA	YAMAHA	339.0	338.1	337.1	336.2	336.2	337.1	<b>339.0</b>
36	<b>Joan MIR</b>	SPA	HONDA	339.0	338.1	338.1	337.1	337.1	337.9	<b>339.0</b>
73	<b>Alex MARQUEZ</b>	SPA	DUCATI	339.0	339.0	338.1	337.1	336.2	337.4	<b>339.0</b>
43	<b>Jack MILLER</b>	AUS	YAMAHA	338.1	338.1	338.1	336.2	336.2	337.3	<b>338.1</b>
54	<b>Fermin ALDEGUER</b>	SPA	DUCATI	338.1	337.1	337.1	336.2	336.2	336.9	<b>338.1</b>
93	<b>Marc MARQUEZ</b>	SPA	DUCATI	338.1	337.1	337.1	337.1	337.1	337.3	<b>338.1</b>
10	<b>Luca MARINI</b>	ITA	HONDA	337.1	336.2	334.4	333.6	333.6	335.0	<b>337.1</b>
25	<b>Raul FERNANDEZ</b>	SPA	APRILIA	337.1	336.2	335.3	335.3	334.4	335.3	<b>337.1</b>

These data/results cannot be reproduced, stored and/or transmitted in whole or in part by any manner of electronic, mechanical, photocopying, recording, broadcasting or otherwise now known or herein after developed without the previous express consent by the copyright owner, except for reproduction in daily press and regular printed publications on sale to the public within 60 days of the event related to those data/results and always provided that copyright symbol appears together as follows below.

© DORNA, 2025

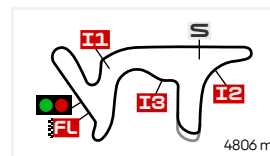
Official MotoGP Timing by [www.motogp.com](http://www.motogp.com)

Termas de Río Hondo, Friday, March 14, 2025

# CHRONOLOGICAL ANALYSIS OF PERFORMANCES

## GRAN PREMIO YPF ENERGÍA DE ARGENTINA

### PRACTICE



Termas de Río Hondo

\* Lap / Sector time cancelled

P Crossing the finish line in pit lane

\*\* Tyre data subject to further updates

**T1** Time from finish line to 1st intermediate

**T2** Time from 1st intermed. to 2nd intermed.

**T3** Time from 2nd intermed. to 3rd intermed.

**T4** Time from 3rd intermediate to finish line

Lap	Lap Time	T1	T2	T3	T4	Speed	Lap	Lap Time	T1	T2	T3	T4	Speed
<b>1st</b>	<b>93</b>	<b>Marc MARQUEZ</b>		DUCATI		SPA							
		Ducati Lenovo Team											
		Runs=5	Total laps=24	Full laps=15	Valid laps=15								
Run #	1	Front Tyre	Slick-Medium	Rear Tyre	Slick-Soft		Run #	1	Front Tyre	Slick-Medium	Rear Tyre	Slick-Soft	
		New Tyre		New Tyre					New Tyre		New Tyre		
1	1'48.514	29.113	25.070	26.756	24.639	290.9	1	2'08.054	30.683	24.862	26.761	25.571	315.9
2	<b>1'40.596</b>	27.631	23.673	25.458	23.834	333.6	2	<b>1'41.377</b>	27.674	23.508	26.038	24.157	337.1
3	<b>1'38.749</b>	26.901	23.297	25.043	23.508	334.4	3	<b>1'39.277</b>	26.924	23.325	25.180	23.848	337.1
4	<b>1'38.876</b>	26.880	23.358	24.989	23.649	333.6	4	1'40.789 *	26.927	23.443	26.101 *	24.318 *	338.1
5	<b>1'38.600</b>	26.744	23.311	24.942	23.603	334.4	5	<b>1'39.053</b>	26.839	23.366	25.209	23.639	338.1
6	1'48.146 P	28.320	24.111	25.785	29.930	332.7	6	<b>1'38.742</b>	26.696	23.167	25.136	23.743	343.6
Run #	2	Front Tyre	Slick-Medium	Rear Tyre	Slick-Medium		Run #	2	Front Tyre	Slick-Medium	Rear Tyre	Slick-Soft	
		6 Laps at start		New Tyre					8 Laps at start		8 Laps at start		
7	8'05.021	28.422	24.283	25.900	23.884	333.6	9	13'22.709	29.927	24.127	25.963	24.135	330.0
8	<b>1'38.184</b>	26.714	23.215	24.784	23.471	336.2	10	<b>1'39.839</b>	27.049	23.516	25.351	23.923	337.1
9	<b>1'37.739</b>	26.609	23.126	24.762	23.242	337.1	11	<b>1'39.054</b>	26.898	23.216	25.216	23.724	337.1
10	<b>1'37.940</b>	26.564	23.183	24.807	23.386	337.1	12	<b>1'38.600</b>	26.849	23.153	24.991	23.607	337.1
11	<b>1'38.207</b>	26.729	23.226	24.965	23.287	336.2	13	<b>1'38.326</b>	26.668	23.100	25.083	23.475	339.0
12	1'48.972 P	28.189	24.521	26.305	29.957	326.6	14	1'51.279 P	26.710	25.325	28.893	30.351	334.4
Run #	3	Front Tyre	Slick-Medium	Rear Tyre	Slick-Soft		Run #	3	Front Tyre	Slick-Medium	Rear Tyre	Slick-Soft	
		12 Laps at start		6 Laps at start					New Tyre		New Tyre		
13	7'53.054	32.853	26.169	26.662	24.253	326.6	15	11'28.609	30.475	23.863	25.869	23.811	339.9
14	<b>1'39.365</b>	26.980	23.434	25.323	23.628	336.2	16	<b>1'38.194</b>	26.705	23.210	24.908	23.371	339.0
15	<b>1'42.780</b>	26.553	26.889	25.732	23.606	337.1	17	<b>1'38.100</b>	26.658	23.083	24.914	23.445	338.1
16	<b>1'37.877</b>	26.593	23.186	24.846	23.252	337.1	18	<b>1'37.891</b>	26.641	23.088	24.772	23.390	338.1
17	1'51.767 P	28.177	24.368	27.937	31.285	335.3	19	1'47.882 P	28.413	24.115	25.650 *	29.704	332.7
Run #	4	Front Tyre	Slick-Medium	Rear Tyre	Slick-Soft		Run #	4	Front Tyre	Slick-Medium	Rear Tyre	Slick-Soft	
		New Tyre		New Tyre					5 Laps at start		New Tyre		
18	6'59.642	29.280	24.300	25.552	23.505	330.0	20	3'43.713	39.147	23.983	25.706	23.885	331.8
19	<b>1'37.438</b>	26.419	23.081	24.746	23.192	338.1	21	<b>1'38.797</b>	26.815	23.233	25.223	23.526	341.8
20	<b>1'37.482</b>	26.499	23.109	24.727	23.147	337.1	22	<b>1'37.430</b>	26.478	22.938	24.738	23.276	340.8
21	1'49.969 P	29.520	24.272	25.903	30.274	333.6							
Run #	5	Front Tyre	Slick-Medium	Rear Tyre	Slick-Soft								
		4 Laps at start		New Tyre									
22	4'09.751	31.550	23.950	25.660	23.497	336.2							
23	<b>1'37.981</b>	26.794	23.254	24.752	23.181	335.3							
24	<b>1'37.295</b>	26.265	23.134	24.749	23.147	336.2							
<b>3rd</b>	<b>73</b>	<b>Alex MARQUEZ</b>		DUCATI		SPA							
		BK8 Gresini Racing MotoGP											
		Runs=4	Total laps=23	Full laps=16	Valid laps=16								
Run #	1	Front Tyre	Slick-Medium	Rear Tyre	Slick-Soft								
		New Tyre		New Tyre									
1	2'20.735	30.857	26.405	27.255	24.955	271.3							
2	<b>1'39.913</b>	27.295	23.454	25.338	23.826	335.3							
3	<b>1'38.879</b>	27.209	23.244	24.966	23.460	339.0							
4	<b>1'38.370</b>	26.673	23.403	24.902	23.392	332.7							
5	<b>1'38.205</b>	26.539	23.382	24.926	23.358	331.8							
6	<b>1'38.630</b>	26.682	23.533	24.975	23.440	334.4							
7	<b>1'39.722</b>	26.753	23.912	25.441	23.616	335.3							
Run #	2	Front Tyre	Slick-Medium	Rear Tyre	Slick-Soft								
		New Tyre		New Tyre									
2	2'20.735	30.857	26.405	27.255	24.955	271.3							
3	<b>1'39.913</b>	27.295	23.454	25.338	23.826	335.3							
4	<b>1'38.879</b>	27.209	23.244	24.966	23.460	339.0							
5	<b>1'38.370</b>	26.673	23.403	24.902	23.392	332.7							
6	<b>1'38.205</b>	26.539	23.382	24.926	23.358	331.8							
7	<b>1'38.630</b>	26.682	23.533	24.975	23.440	334.4							
8	<b>1'39.722</b>	26.753	23.912	25.441	23.616	335.3							
<b>Fastest Lap:</b>	Marc MARQUEZ	SPA	Ducati Lenovo Team	<b>1'37.295</b>	26.265	23.134	24.749	23.147					

These data/results cannot be reproduced, stored and/or transmitted in whole or in part by any manner of electronic, mechanical, photocopying, recording, broadcasting or otherwise now known or herein after developed without the previous express consent by the copyright owner, except for reproduction in daily press and regular printed publications on sale to the public within 60 days of the event related to those data/results and always provided that copyright symbol appears together as follows below.

© DORNA, 2025

Official MotoGP Timing by

www.motogp.com

Termas de Río Hondo, Friday, March 14, 2025

Page 1 of 8

# Practice

# MotoGP™

Lap	Lap Time	T1	T2	T3	T4	Speed
8	1'44.484	P 26.797	23.470	24.917	29.300	331.8
Run # 2	Front Tyre	Slick-Medium	Rear Tyre	Slick-Medium		
		8 Laps at start			New Tyre	
9	8'54.790	29.795	24.240	28.149	25.303	330.0
10	<b>1'38.815</b>	26.997	23.236	25.102	23.480	336.2
11	<b>1'38.859</b>	26.682	23.609	24.991	23.577	332.7
12	<b>1'38.144</b>	26.575	23.362	24.858	23.349	332.7
13	<b>1'38.227</b>	26.570	23.311	24.921	23.425	336.2
14	<b>1'38.369</b>	26.749	23.336	24.896	23.388	338.1
15	<b>1'38.260</b>	26.649	23.275	24.880	23.456	334.4
16	1'50.070	P 29.029	24.709	26.069	30.263	325.7
Run # 3	Front Tyre	Slick-Medium	Rear Tyre	Slick-Soft		
		New Tyre			New Tyre	
17	12'21.080	28.809	24.535	25.834	23.706	307.3
18	<b>1'37.941</b>	26.578	23.215	24.861	23.287	335.3
19	<b>1'37.553</b>	26.377	23.200	24.788	23.188	337.1
20	1'46.123	P 26.494	23.606	26.204	29.819	335.3
Run # 4	Front Tyre	Slick-Medium	Rear Tyre	Slick-Soft		
		4 Laps at start			New Tyre	
21	5'22.163	29.409	23.691	25.456	23.626	334.4
22	<b>1'37.496</b>	26.474	23.192	24.639	23.191	336.2
23	<b>1'37.570</b>	26.447	23.159	24.749	23.215	339.0

4th	72	Marco BEZZECCHI	APRILIA	ITA		
		Aprilia Racing				
		Runs=4 Total laps=26 Full laps=19 Valid laps=17				
Run # 1	Front Tyre	Slick-Medium	Rear Tyre	Slick-Medium		
		New Tyre			New Tyre	
1	2'24.455	33.864	25.803	27.018	24.280	331.8
2	<b>1'39.881</b>	27.155	23.373	25.614	23.739	339.9
3	<b>1'38.883</b>	26.850	23.229	25.163	23.641	339.9
4	<b>1'41.070</b>	26.852	25.487	25.142	23.589	341.8
5	<b>1'38.586</b>	26.696	23.244	25.058	23.588	341.8
6	<b>1'38.833</b>	26.769	23.423	25.096	23.545	342.7
7	1'48.283	P 29.241	23.375	25.555	30.112	341.8
Run # 2	Front Tyre	Slick-Medium	Rear Tyre	Slick-Soft		
		7 Laps at start			New Tyre	
8	7'03.751	30.872	24.464	28.785	23.887	335.3
9	<b>1'38.382</b>	26.724	23.213	24.955	23.490	339.0
10	<b>1'38.314</b>	26.874	23.007	25.018	23.415	339.0
11	<b>1'38.064</b>	26.671	23.063	24.880	23.450	338.1
12	<b>1'44.371</b>	29.577	25.789	25.174	23.831	286.2
13	<b>1'40.869</b>	26.532	23.211	27.570	23.556	341.8
14	<b>1'38.164</b>	26.644	23.239	24.988	23.293	338.1
15	<b>1'39.622</b>	27.336	23.528	25.124	23.634	338.1
16	<b>1'37.920</b>	26.609	23.133	24.887	23.291	338.1
17	1'49.361	P 28.532	24.451	26.211	30.167	337.1
Run # 3	Front Tyre	Slick-Medium	Rear Tyre	Slick-Soft		
		New Tyre			New Tyre	
18	9'26.090	29.647	23.648	26.057	23.480	338.1
19	<b>1'37.510</b>	26.447	22.950	24.885	23.228	339.9
20	<b>1'39.242</b>	26.604	23.717	25.523	23.398	340.8
21	<b>1'37.802</b>	26.462	22.987	24.864	23.489	340.8
22	2'12.624	P 44.475	26.483	30.424	31.242	283.6

Lap	Lap Time	T1	T2	T3	T4	Speed
Run # 4	Front Tyre	Slick-Medium	Rear Tyre	Slick-Soft		
		5 Laps at start			New Tyre	
23	3'47.482	28.702	23.900	26.982	24.095	319.9
24	1'43.453	* 27.172	* 27.245	25.588	23.448	308.1
25	1'44.560	* 26.547	23.062	27.000	27.951	* 337.1
26	<b>1'38.415</b>	26.994	23.060	24.937	23.424	340.8
5th	33	Brad BINDER	KTM	RSA		
		Red Bull KTM Factory Racing				
		Runs=4 Total laps=24 Full laps=17 Valid laps=17				
Run # 1	Front Tyre	Slick-Medium	Rear Tyre	Slick-Soft		
		New Tyre			New Tyre	
1	1'58.399	29.534	24.499	26.501	24.351	304.3
2	<b>1'39.528</b>	27.093	23.409	25.305	23.721	343.6
3	<b>1'39.366</b>	27.005	23.479	25.157	23.725	339.9
4	<b>1'43.132</b>	30.421	23.604	25.429	23.678	340.8
5	<b>1'49.041</b>	30.542	24.230	30.391	23.878	333.6
6	<b>1'39.121</b>	26.986	23.456	25.121	23.558	341.8
7	<b>1'38.717</b>	26.820	23.333	25.065	23.499	336.2
8	<b>1'46.992</b>	26.879	29.281	27.212	23.620	332.7
9	1'48.636	P 28.145	24.248	25.733	30.510	330.9
Run # 2	Front Tyre	Slick-Medium	Rear Tyre	Slick-Soft		
		9 Laps at start			9 Laps at start	
10	9'32.786	30.871	23.959	25.917	23.925	339.0
11	<b>1'39.559</b>	26.864	23.533	25.481	23.681	337.1
12	<b>1'39.429</b>	27.020	23.573	25.303	23.533	338.1
13	<b>1'40.482</b>	26.853	23.508	25.284	24.837	339.9
14	<b>1'39.559</b>	27.072	23.396	25.251	23.840	339.9
15	<b>1'39.109</b>	26.923	23.505	25.132	23.549	339.0
16	1'49.691	P 27.207	23.621	28.445	30.418	337.1
Run # 3	Front Tyre	Slick-Medium	Rear Tyre	Slick-Soft		
		New Tyre			New Tyre	
17	9'13.213	39.435	24.156	25.541	23.594	320.7
18	<b>1'37.953</b>	26.634	23.026	24.895	23.398	346.5
19	<b>1'37.913</b>	26.577	23.129	24.892	23.315	341.8
20	1'50.453	P 31.136	23.703	25.285	30.329	342.7
Run # 4	Front Tyre	Slick-Medium	Rear Tyre	Slick-Soft		
		4 Laps at start			New Tyre	
21	5'45.328	33.122	24.984	27.548	23.920	325.7
22	<b>1'51.541</b>	30.332	31.962	25.560	23.687	243.8
23	<b>1'37.546</b>	26.345	23.167	24.768	23.266	341.8
24	<b>1'38.213</b>	26.701	23.237	24.962	23.313	339.9
6th	42	Alex RINS	YAMAHA	SPA		
		Monster Energy Yamaha MotoGP Team				
		Runs=5 Total laps=24 Full laps=15 Valid laps=15				
Run # 1	Front Tyre	Slick-Medium	Rear Tyre	missing data		
		New Tyre			Laps at start	
1	1'55.400	29.385	25.503	27.387	25.148	327.4
2	<b>1'42.156</b>	27.932	24.320	25.862	24.042	330.0
3	<b>1'41.510</b>	27.761	24.047	25.518	24.184	331.8
4	<b>1'40.082</b>	27.150	23.709	25.386	23.837	330.9
5	<b>1'44.227</b>	30.968	23.667	25.538	24.054	333.6
6	<b>1'40.014</b>	27.155	23.646	25.329	23.884	330.0
7	1'51.511	P 29.109	25.212	27.415	29.775	320.7

Fastest Lap:	Marc MARQUEZ	SPA	Ducati Lenovo Team	1'37.295	26.265	23.134	24.749	23.147
--------------	--------------	-----	--------------------	----------	--------	--------	--------	--------

These data/results cannot be reproduced, stored and/or transmitted in whole or in part by any manner of electronic, mechanical, photocopying, recording, broadcasting or otherwise now known or herein after developed without the previous express consent by the copyright owner, except for reproduction in daily press and regular printed publications on sale to the public within 60 days of the event related to those data/results and always provided that copyright symbol appears together as follows below.

© DORNA, 2025

Official MotoGP Timing by **TISSOT**

www.motogp.com

Termas de Río Hondo, Friday, March 14, 2025









Table with columns: Lap, Lap Time, T1, T2, T3, T4, Speed. Rows for Run # 3 and Run # 4. Includes rider names and tyres in headers.

Table for 16th rider, Maverick VIÑALES. Columns: Lap, Lap Time, T1, T2, T3, T4, Speed. Rows for Run # 1, 2, 3, 4. Includes rider name and team.

Table for 17th rider, Fermin ALDEGUER. Columns: Lap, Lap Time, T1, T2, T3, T4, Speed. Rows for Run # 1, 2, 3, 4. Includes rider name and team.

Table for 18th rider, Miguel OLIVEIRA. Columns: Lap, Lap Time, T1, T2, T3, T4, Speed. Rows for Run # 1, 2, 3, 4. Includes rider name and team.

Fastest Lap: Marc MARQUEZ SPA Ducati Lenovo Team 1'37.295 26.265 23.134 24.749 23.147

These data/results cannot be reproduced, stored and/or transmitted in whole or in part by any manner of electronic, mechanical, photocopying, recording, broadcasting or otherwise now known or herein after developed without the previous express consent by the copyright owner...

© DORNA, 2025

Official MotoGP Timing by TISSOT

www.motogp.com







Lap	Lap Time	T1	T2	T3	T4	Speed	Lap	Lap Time	T1	T2	T3	T4	Speed
Run #	3	Front Tyre	Slick-Soft	Rear Tyre	Slick-Soft								
		New Tyre		New Tyre									
16	9'15.470	30.697	24.757	26.956	29.842	324.9							
17	<b>1'38.957</b>	26.727	23.397	25.273	23.560	340.8							
18	<b>1'42.296</b>	26.597	23.542	27.983	24.174	339.0							
19	1'46.984 P	26.789	24.422	26.299	29.474	339.9							
Run #	4	Front Tyre	Slick-Medium	Rear Tyre	Slick-Soft								
		New Tyre		New Tyre									
20	5'14.796	28.920	25.506	27.065	24.669	326.6							
21	1'44.143 *	27.017 *	26.923	26.352 *	23.851 *	297.1							
22	<b>1'38.869</b>	26.648	23.312	25.311	23.598	339.0							
23	<b>1'38.785</b>	26.655	23.264	25.186	23.680	336.2							

**22nd** **32** **Lorenzo SAVADORI** APRILIA ITA  
Aprilia Racing

Runs=4 Total laps=24 Full laps=17 Valid laps=15

Run #	1	Front Tyre	Slick-Medium	Rear Tyre	Slick-Soft	
		New Tyre		New Tyre		
1	2'25.013	38.215	29.682	27.176	24.297	298.5
2	<b>1'40.862</b>	27.595	23.698	25.618	23.951	339.9
3	<b>1'52.265</b>	27.336	23.662	32.587	28.680	336.2
4	<b>1'40.893</b>	27.355	23.636	25.769	24.133	339.9
5	<b>1'40.797</b>	27.381	23.736	25.613	24.067	337.1
6	<b>1'46.793</b>	27.403	26.800	28.037	24.553	308.1
7	<b>1'41.635</b>	27.508	23.979	25.679	24.469	332.7
8	<b>1'41.944</b>	27.776	24.044	25.916	24.208	330.9
9	1'53.648 P	29.929	25.219	27.227	31.273	326.6
Run #	2	Front Tyre	Slick-Medium	Rear Tyre	Slick-Soft	
		9 Laps at start		9 Laps at start		
10	12'20.003	35.549	27.831	26.659	24.160	300.0
11	<b>1'43.282</b>	28.228	24.034	26.238	24.782	334.4
12	<b>1'40.774</b>	27.314	23.702	25.584	24.174	333.6
13	<b>1'52.117</b>	30.293	25.730	29.217	26.877	332.7
14	<b>1'40.616</b>	27.252	23.721	25.627	24.016	337.1
15	<b>1'40.699</b>	27.327	23.846	25.624	23.902	332.7
16	<b>1'41.151</b>	27.439	23.942	25.625	24.145	330.9
17	1'51.513 P	30.135	24.600	26.747	30.031	329.2
Run #	3	Front Tyre	Slick-Medium	Rear Tyre	Slick-Soft	
		New Tyre		New Tyre		
18	6'21.102	34.395	25.486	25.904	23.899	338.1
19	<b>1'39.076</b>	26.899	23.335	25.209	23.633	340.8
20	1'52.602 P	30.596	24.680	27.175	30.151	339.0
Run #	4	Front Tyre	Slick-Medium	Rear Tyre	Slick-Soft	
		3 Laps at start		New Tyre		
21	4'14.451 *	27.652	26.080	29.202 *	25.599 *	334.4
22	1'47.862 *	27.324 *	25.493	26.155	28.890	326.6
23	<b>1'39.482</b>	26.881	23.410	25.328	23.863	341.8
24	2'12.080 *	48.914	26.800	30.359 *	26.007 *	332.7

**Fastest Lap:** Marc MARQUEZ SPA Ducati Lenovo Team **1'37.295** 26.265 23.134 24.749 23.147

These data/results cannot be reproduced, stored and/or transmitted in whole or in part by any manner of electronic, mechanical, photocopying, recording, broadcasting or otherwise now known or herein after developed without the previous express consent by the copyright owner, except for reproduction in daily press and regular printed publications on sale to the public within 60 days of the event related to those data/results and always provided that copyright symbol appears together as follows below.

© DORNA, 2025

Official MotoGP Timing by  TISSOT

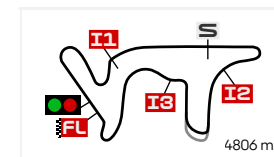
www.motogp.com

Termas de Rio Hondo, Friday, March 14, 2025

Page 8 of 8

# BEST PARTIAL TIMES

## GRAN PREMIO YPF ENERGÍA DE ARGENTINA PRACTICE



Termas de Río Hondo

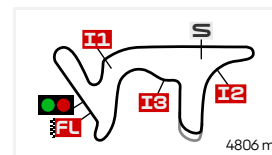
*IT Ideal Lap Time, sum of the best partial times*
*BT Best Lap Time*

Pos	T1		T2		T3		T4		Pos	Rider	IT	BT	
	Rider	Time	Rider	Time	Rider	Time	Rider	Time					
1	M.MARQUEZ	26.265	F.DI GIANNANT	22.938	A.MARQUEZ	24.639	M.MARQUEZ	23.147	1	M.MARQUEZ	1'37.220	1'37.295	(1)
2	<b>B.BINDER</b>	<b>26.345</b>	<b>M.BEZZECCHI</b>	<b>22.950</b>	<b>M.MARQUEZ</b>	<b>24.727</b>	<b>A.MARQUEZ</b>	<b>23.188</b>	2	A.MARQUEZ	1'37.363	1'37.496	(3)
3	A.MARQUEZ	26.377	J.MIR	23.023	F.DI GIANNANT	24.738	A.RINS	23.210	3	B.BINDER	1'37.405	1'37.546	(5)
4	<b>M.BEZZECCHI</b>	<b>26.447</b>	<b>B.BINDER</b>	<b>23.026</b>	<b>J.ZARCO</b>	<b>24.740</b>	<b>M.BEZZECCHI</b>	<b>23.228</b>	4	F.DI GIANNANTONI	1'37.430	1'37.430	(2)
5	F.MORBIDELLI	26.460	F.BAGNAIA	23.036	A.RINS	24.746	L.MARINI	23.252	5	A.RINS	1'37.477	1'37.591	(6)
6	<b>A.OGURA</b>	<b>26.461</b>	<b>A.RINS</b>	<b>23.048</b>	<b>B.BINDER</b>	<b>24.768</b>	<b>J.ZARCO</b>	<b>23.256</b>	6	M.BEZZECCHI	1'37.489	1'37.510	(4)
7	F.QUARTARARO	26.464	P.ACOSTA	23.054	M.BEZZECCHI	24.864	B.BINDER	23.266	7	J.ZARCO	1'37.613	1'37.685	(7)
8	<b>P.ACOSTA</b>	<b>26.473</b>	<b>F.MORBIDELLI</b>	<b>23.061</b>	<b>J.MIR</b>	<b>24.871</b>	<b>P.ACOSTA</b>	<b>23.268</b>	8	P.ACOSTA	1'37.684	1'37.827	(9)
9	A.RINS	26.473	F.QUARTARARO	23.080	F.QUARTARARO	24.881	F.DI GIANNANT	23.276	9	J.MIR	1'37.729	1'37.975	(13)
10	<b>F.DI GIANNANT</b>	<b>26.478</b>	<b>A.OGURA</b>	<b>23.081</b>	<b>F.ALDEGUER</b>	<b>24.881</b>	<b>F.ALDEGUER</b>	<b>23.306</b>	10	F.QUARTARARO	1'37.791	1'37.818	(8)
11	J.ZARCO	26.485	M.MARQUEZ	23.081	F.BAGNAIA	24.881	J.MIR	23.310	11	F.BAGNAIA	1'37.824	1'37.834	(10)
12	<b>F.BAGNAIA</b>	<b>26.494</b>	<b>J.ZARCO</b>	<b>23.132</b>	<b>P.ACOSTA</b>	<b>24.889</b>	<b>J.MILLER</b>	<b>23.347</b>	12	A.OGURA	1'37.855	1'37.855	(11)
13	J.MIR	26.525	S.CHANTRA	23.149	R.FERNANDEZ	24.913	M.VIÑALES	23.351	13	F.MORBIDELLI	1'37.886	1'37.931	(12)
14	<b>J.MILLER</b>	<b>26.527</b>	<b>L.MARINI</b>	<b>23.150</b>	<b>M.OLIVEIRA</b>	<b>24.926</b>	<b>F.QUARTARARO</b>	<b>23.366</b>	14	L.MARINI	1'37.909	1'38.136	(15)
15	L.MARINI	26.580	A.MARQUEZ	23.159	L.MARINI	24.927	A.OGURA	23.381	15	J.MILLER	1'37.995	1'38.058	(14)
16	<b>F.ALDEGUER</b>	<b>26.591</b>	<b>M.OLIVEIRA</b>	<b>23.182</b>	<b>A.OGURA</b>	<b>24.932</b>	<b>F.BAGNAIA</b>	<b>23.413</b>	16	F.ALDEGUER	1'37.997	1'38.347	(17)
17	E.BASTIANINI	26.597	J.MILLER	23.186	J.MILLER	24.935	F.MORBIDELLI	23.420	17	M.VIÑALES	1'38.189	1'38.315	(16)
18	<b>M.VIÑALES</b>	<b>26.653</b>	<b>M.VIÑALES</b>	<b>23.219</b>	<b>F.MORBIDELLI</b>	<b>24.945</b>	<b>E.BASTIANINI</b>	<b>23.560</b>	18	M.OLIVEIRA	1'38.495	1'38.649	(18)
19	R.FERNANDEZ	26.697	F.ALDEGUER	23.219	M.VIÑALES	24.966	M.OLIVEIRA	23.560	19	R.FERNANDEZ	1'38.571	1'38.746	(20)
20	<b>S.CHANTRA</b>	<b>26.787</b>	<b>E.BASTIANINI</b>	<b>23.264</b>	<b>S.CHANTRA</b>	<b>25.041</b>	<b>S.CHANTRA</b>	<b>23.605</b>	20	S.CHANTRA	1'38.582	1'38.651	(19)
21	M.OLIVEIRA	26.827	R.FERNANDEZ	23.315	E.BASTIANINI	25.186	L.SAVADORI	23.633	21	E.BASTIANINI	1'38.607	1'38.785	(21)
22	<b>L.SAVADORI</b>	<b>26.881</b>	<b>L.SAVADORI</b>	<b>23.335</b>	<b>L.SAVADORI</b>	<b>25.209</b>	<b>R.FERNANDEZ</b>	<b>23.646</b>	22	L.SAVADORI	1'39.058	1'39.076	(22)

These data/results cannot be reproduced, stored and/or transmitted in whole or in part by any manner of electronic, mechanical, photocopying, recording, broadcasting or otherwise now known or herein after developed without the previous express consent by the copyright owner, except for reproduction in daily press and regular printed publications on sale to the public within 60 days of the event related to those data/results and always provided that copyright symbol appears together as follows below.

© DORNA, 2025

## FASTEST LAPS SEQUENCE


GRAN PREMIO YPF ENERGÍA DE ARGENTINA  
PRACTICE

Termas de Río Hondo

Practice Time	#	Rider	Nation	Motorcycle	Time	Km/h	Rider's Lap
<b>3'29.110</b>	93	<b>Marc MARQUEZ</b>	SPA	DUCATI	<b>1'40.596</b>	171.9	2
<b>3'37.655</b>	37	<b>Pedro ACOSTA</b>	SPA	KTM	<b>1'40.117</b>	172.8	2
<b>3'37.927</b>	33	<b>Brad BINDER</b>	RSA	KTM	<b>1'39.528</b>	173.8	2
<b>5'07.859</b>	93	<b>Marc MARQUEZ</b>	SPA	DUCATI	<b>1'38.749</b>	175.2	3
<b>7'17.897</b>	73	<b>Alex MARQUEZ</b>	SPA	DUCATI	<b>1'38.370</b>	175.8	4
<b>8'56.102</b>	73	<b>Alex MARQUEZ</b>	SPA	DUCATI	<b>1'38.205</b>	176.1	5
<b>19'56.686</b>	93	<b>Marc MARQUEZ</b>	SPA	DUCATI	<b>1'38.184</b>	176.2	8
<b>21'13.761</b>	5	<b>Johann ZARCO</b>	FRA	HONDA	<b>1'38.006</b>	176.5	9
<b>21'34.425</b>	93	<b>Marc MARQUEZ</b>	SPA	DUCATI	<b>1'37.739</b>	177.0	9
<b>45'42.409</b>	72	<b>Marco BEZZECCHI</b>	ITA	APRILIA	<b>1'37.510</b>	177.4	19
<b>50'01.467</b>	93	<b>Marc MARQUEZ</b>	SPA	DUCATI	<b>1'37.438</b>	177.5	19
<b>1:00'53.945</b>	93	<b>Marc MARQUEZ</b>	SPA	DUCATI	<b>1'37.295</b>	177.8	24

These data/results cannot be reproduced, stored and/or transmitted in whole or in part by any manner of electronic, mechanical, photocopying, recording, broadcasting or otherwise now known or herein after developed without the previous express consent by the copyright owner, except for reproduction in daily press and regular printed publications on sale to the public within 60 days of the event related to those data/results and always provided that copyright symbol appears together as follows below.

© DORNA, 2025

Official MotoGP Timing by  TISSOT  
www.motogp.com

Termas de Río Hondo, Friday, March 14, 2025