

4657 m.

MOTUL SOLIDARITY GRAND PRIX OF BARCELONA

Tissot Sprint

Classification after 12 laps = 55.884 km

29

Pos		Rider	Nation	Team	Motorcycle	Total Time	Km/h	Gap
1	12	1 Francesco BAGNAIA	ITA	Ducati Lenovo Team	DUCATI	20'03.173	167.2	
2	9	23 Enea BASTIANINI	ITA	Ducati Lenovo Team	DUCATI	20'04.115	167.0	0.942
3	7	89 Jorge MARTIN	SPA	Prima Pramac Racing	DUCATI	20'04.443	167.0	1.270
4	6	41 Aleix ESPARGARO	SPA	Aprilia Racing	APRILIA	20'05.030	166.9	1.857
5	5	73 Alex MARQUEZ	SPA	Gresini Racing MotoGP	DUCATI	20'05.115	166.9	1.942
6	4	21 Franco MORBIDELLI	ITA	Prima Pramac Racing	DUCATI	20'08.436	166.4	5.263
7	3	93 Marc MARQUEZ	SPA	Gresini Racing MotoGP	DUCATI	20'08.476	166.4	5.303
8	2	72 Marco BEZZECCHI	ITA	Pertamina Enduro VR46 Racing T	DUCATI	20'08.680	166.4	5.507
9	1	33 Brad BINDER	RSA	Red Bull KTM Factory Racing	KTM	20'08.746	166.4	5.573
10		20 Fabio QUARTARARO	FRA	Monster Energy Yamaha MotoGP	YAMAHA	20'09.110	166.3	5.937
11		5 Johann ZARCO	FRA	CASTROL Honda LCR	HONDA	20'10.586	166.1	7.413
12		12 Maverick VIÑALES	SPA	Aprilia Racing	APRILIA	20'11.517	166.0	8.344
13		36 Joan MIR	SPA	Repsol Honda Team	HONDA	20'12.560	165.9	9.387
14		25 Raul FERNANDEZ	SPA	Trackhouse Racing	APRILIA	20'12.825	165.8	9.652
15		10 Luca MARINI	ITA	Repsol Honda Team	HONDA	20'15.011	165.5	11.838
16		42 Alex RINS	SPA	Monster Energy Yamaha MotoGP	YAMAHA	20'16.390	165.3	13.217
17		30 Takaaki NAKAGAMI	JPN	IDEMITSU Honda LCR	HONDA	20'20.190	164.8	17.017
18		88 Miguel OLIVEIRA	POR	Trackhouse Racing	APRILIA	20'20.919	164.7	17.746
19		43 Jack MILLER	AUS	Red Bull KTM Factory Racing	KTM	20'21.706	164.6	18.533
20		37 Augusto FERNANDEZ	SPA	Red Bull GASGAS Tech3	KTM	20'23.326	164.4	20.153
21		51 Michele PIRRO	ITA	Pertamina Enduro VR46 Racing T	DUCATI	20'23.720	164.4	20.547
22		6 Stefan BRADL	GER	HRC Test Team	HONDA	20'27.777	163.8	24.604
Not classified								
		31 Pedro ACOSTA	SPA	Red Bull GASGAS Tech3	KTM	2'06.140	132.9	11 laps

Race condition: Dry

Air: 19°

Humidity: 62%

Ground: 20°

Pole Position:

Fastest Lap:

Best Race Lap:

All-Time Lap Record:

	Francesco BAGNAIA	1'38.641	169.9 Km/h
Lap 2	Francesco BAGNAIA	1'39.171	169.0 Km/h
2024	Pedro ACOSTA	1'39.664	168.2 Km/h
2024	Aleix ESPARGARO	1'38.190	170.7 Km/h

14:45'00

14:47'53

14:59'50

15:02'21

15:03'49

15:04'27 Pedro ACOSTA

15:05'32 **Joan MIR**15:12'09 **Takaaki NAKAGAMI**15:18'56 **Johann ZARCO**

SIGHTING LAP START

All bikes on grid

WARM UP LAP START

RACE START

No jump starts

entered pits and retired

track limits warning**track limits warning****track limits warning**

The results are provisional until the end of the limit for protest and appeals.

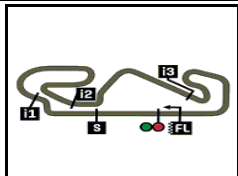
Time limit for protest expires 60' after publication of the results - Time:

These data/results cannot be reproduced, stored and/or transmitted in whole or in part by any manner of electronic, mechanical, photocopying, recording, broadcasting or otherwise now known or herein after developed without the previous express consent by the copyright owner, except for reproduction in daily press and regular printed publications on sale to the public within 60 days of the event related to those data/results and always provided that copyright symbol appears together as follows below.

© DORNA, 2024

Official MotoGP Timing by TISSOT
www.motogp.com

Barcelona, Saturday, November 16, 2024



4657 m.

MOTUL SOLIDARITY GRAND PRIX OF BARCELONA*After the Tissot Sprint***World Championship Classification****MotoGP™****30**

Rider	<i>Points</i>	<i>Leader</i>	<i>Prev</i>	QAT	POR	AME	SPA	FRA	CAT	ITA	NED	GER	GBR	AUT	ARA	RSM	EMI	INA	JPN	AUS	THA	MAL	SLD	
1 MARTIN Jorge [SPA]	492			28 12 16	32 7 25	20 7 13	12 12 -	37 12 25	26 6 20	16 - 16	29 9 20	12 12 -	29 9 20	29 9 20	29 9 20	13 12 1	29 9 20	25 0 25	26 6 20	32 12 20	29 9 20	32 12 20	7 7	
2 BAGNAIA Francesco [ITA]	473	19	19	31 6 25	6 6 -	13 2 11	25 - 25	16 - 16	25 - 25	37 12 25	37 12 25	32 7 25	16 - 16	37 12 25	1 1 -	29 9 20	12 12 -	28 12 16	37 12 25	22 6 16	32 7 25	25 - 25	12 12	
3 BASTIANINI Enea [ITA]	377	115	96	15 4 11	24 4 20	20 4 16	11 - 11	19 6 13	5 5 0	20 - 20	22 6 16	19 6 13	37 12 25	22 6 16	14 3 11	22 6 16	32 7 25	9 9 -	22 9 13	18 7 11	14 12 2	23 7 16	9 9	
4 MARQUEZ Marc [SPA]	372	120	5	18 5 13	9 9 0	9 9 -	24 4 20	29 9 20	25 9 16	22 9 13	6 - 6	24 4 20	13 - 13	13 - 13	37 12 25	30 5 25	22 6 16	7 7 -	23 7 16	34 9 25	11 6 5	13 9 4	3 3	
5 ACOSTA Pedro [SPA]	209	283	163	9 2 7	19 3 16	26 6 20	15 9 6	4 4 -	10 7 3	18 7 11	0 0 -	9 0 9	12 5 7	3 0 3	23 7 16	4 4 0	5 5 -	24 4 20	- - -	- - -	16 - 16	12 1 11	- -	
6 BINDER Brad [RSA]	207	285	2	29 9 20	13 - 13	7 0 7	10 - 10	8 0 8	8 - 8	10 4 6	14 4 10	9 2 7	6 6 -	14 3 11	17 4 13	16 3 13	4 4 0	8 0 8	10 - 10	9 - 9	11 1 10	3 3 -	1 1	
7 VIÑALES Maverick [SPA]	189	303	18	7 1 6	12 12 -	37 12 25	7 - 7	18 7 11	6 2 4	13 5 8	18 7 11	7 3 4	5 2 3	9 0 9	0 0 -	0 0 0	10 0 10	13 3 10	1 1 -	8 - 8	9 0 9	9 0 9	0 0	
8 DI GIANNANTONIO Fabio [ITA]	165	327	24	9 - 9	6 - 6	10 - 10	9 0 9	13 3 10	15 4 11	12 3 9	18 5 13	0 0 -	12 - 11	- - -	8 0 8	7 - 7	2 0 2	1 1 -	12 4 8	16 3 13	15 2 13	- -	- -	
9 MORBIDELLI Franco [ITA]	165	327	0	0 0 0	0 0 0	0 0 -	6 6 -	9 0 9	0 0 -	16 6 10	8 1 7	16 5 11	6 - 6	12 4 8	10 - 10	7 7 -	12 1 11	18 5 13	16 5 11	15 5 10	4 4 -	6 4 2	4 4	
10 MARQUEZ Alex [SPA]	160	332	5	13 3 10	0 0 -	1 0 1	13 - 13	6 0 6	9 0 9	9 2 7	11 2 9	17 1 16	13 4 9	6 0 6	6 6 -	10 0 10	7 0 7	0 0 -	3 3 -	1 - 1	11 5 6	19 6 13	5 5	
11 ESPARGARO Aleix [SPA]	152	340	8	15 7 8	10 2 8	14 5 9	- - -	12 5 7	25 12 13	6 1 5	- - -	- - -	17 7 10	14 7 7	6 - 6	0 0 -	8 0 8	0 0 -	7 - 7	2 2 0	7 0 7	3 0 3	6 6	
12 BEZZECCHI Marco [ITA]	146	346	6	2 0 2	10 0 10	8 0 8	16 - 16	- - -	6 1 5	3 0 3	0 0 -	8 0 8	8 - 8	12 2 10	9 0 9	11 - 11	15 2 13	17 6 11	9 0 9	0 - 0	3 3 -	7 0 7	2 2	

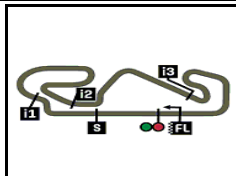
These data/results cannot be reproduced, stored and/or transmitted in whole or in part by any manner of electronic, mechanical, photocopying, recording, broadcasting or otherwise now known or herein after developed without the previous express consent by the copyright owner, except for reproduction in daily press and regular printed publications on sale to the public within 60 days of the event related to those data/results and always provided that copyright symbol appears together as follows below.

© DORNA, 2024

Official MotoGP Timing by **TISSOT**
www.motogp.com

**Barcelona, Saturday, November 16, 2024**

Page 1 of 4



4657 m.

MOTUL SOLIDARITY GRAND PRIX OF BARCELONA

After the Tissot Sprint

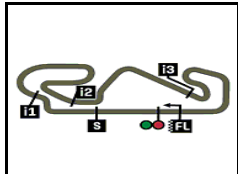
World Championship Classification**MotoGP™****30**

Rider	Points	Leader	Prev	QAT	POR	AME	SPA	FRA	CAT	ITA	NED	GER	GBR	AUT	ARA	RSM	EMI	INA	JPN	AUS	THA	MAL	SLD
13 QUARTARARO Fabio [FRA]	108	384	38	5 0 5	10 1 9	4 0 4	6 5 1	0 0 -	7 0 7	0 - 0	7 3 4	5 0 5	5 0 5	0 0 0	2 2 -	10 1 9	12 3 9	9 0 9	4 0 4	7 0 7	0 0 0	15 5 10	0 0
14 MILLER Jack [AUS]	84	408	24	0 0 0	16 5 11	6 3 3	0 0 -	2 2 -	3 3 -	0 0 0	5 0 5	3 0 3	7 3 4	5 5 0	1 0 1	10 2 8	0 0 0	0 0 -	8 2 6	5 - 5	11 0 11	2 2 -	0 0
15 OLIVEIRA Miguel [POR]	71	421	13	1 0 1	7 0 7	5 0 5	10 2 8	0 0 -	6 - 6	2 - 2	1 0 1	19 9 10	0 0 -	4 0 4	5 5 -	5 0 5	6 0 6	- - -	- - -	- - -	- - -	- - -	0 0
16 FERNANDEZ Raul [SPA]	66	426	5	0 0 -	0 0 -	7 1 6	5 0 5	6 1 5	10 - 10	4 0 4	8 0 8	6 0 6	0 0 -	0 0 -	0 0 0	0 0 0	3 0 3	6 0 6	1 0 1	10 4 6	0 0 -	0 0 0	0 0
17 ZARCO Johann [FRA]	53	439	13	4 0 4	1 - 1	- - -	0 0 -	4 0 4	0 - 0	0 0 0	3 0 3	0 0 0	2 0 2	0 0 0	3 - 3	4 0 4	1 0 1	9 2 7	5 0 5	4 - 4	8 0 8	5 - 5	0 0
18 RINS Alex [SPA]	31	461	22	0 0 0	3 - 3	0 0 -	3 0 3	1 - 1	0 0 0	1 0 1	0 0 -	- - -	- - -	0 - 0	7 0 7	0 0 0	- - -	5 0 5	0 0 0	3 0 3	0 0 -	8 0 8	0 0
19 NAKAGAMI Takaaki [JPN]	31	461	0	0 0 0	2 0 2	- - -	2 0 2	2 0 2	2 0 2	0 0 -	0 0 0	2 0 2	1 0 1	2 0 2	5 0 5	3 0 3	0 0 0	4 0 4	3 - 3	0 0 0	3 0 3	0 0 -	0 0
20 FERNANDEZ Augusto [SPA]	27	465	4	0 0 0	5 0 5	2 - 2	3 3 -	3 0 3	0 0 -	0 0 -	2 0 2	0 0 0	0 0 0	1 - 1	4 0 4	0 0 -	0 0 0	- - -	0 0 -	1 1 0	0 0 -	6 0 6	0 0
21 MIR Joan [SPA]	21	471	6	3 0 3	4 0 4	- - -	5 1 4	- - -	1 0 1	- - -	0 0 -	0 0 0	0 0 -	0 0 0	2 0 2	- - -	5 0 5	- - -	- - -	0 0 -	1 0 1	0 0 -	0 0
22 MARINI Luca [ITA]	14	478	7	0 0 0	0 0 0	0 0 0	0 - 0	0 0 0	0 0 0	0 0 0	0 - 0	1 0 1	0 0 0	0 0 -	0 0 0	0 0 -	4 0 4	0 0 -	2 0 2	2 0 2	4 0 4	1 0 1	0 0
23 ESPARGARO Pol [SPA]	12	480	2	- - -	- - -	- - -	- - -	- - -	- - -	0 0 0	- - -	- - -	- - -	6 1 5	- - -	6 0 6	- - -	- - -	- - -	- - -	- - -	- - -	- - -
24 PEDROSA Daniel [SPA]	7	485	5	- - -	- - -	- - -	7 7 -	- - -	- - -	- - -	- - -	- - -	- - -	- - -	- - -	- - -	- - -	- - -	- - -	- - -	- - -	- - -	- - -

These data/results cannot be reproduced, stored and/or transmitted in whole or in part by any manner of electronic, mechanical, photocopying, recording, broadcasting or otherwise now known or herein after developed without the previous express consent by the copyright owner, except for reproduction in daily press and regular printed publications on sale to the public within 60 days of the event related to those data/results and always provided that copyright symbol appears together as follows below.
© DORNA, 2024

Official MotoGP Timing by **TISSOT**
www.motogp.com





4657 m.

MOTUL SOLIDARITY GRAND PRIX OF BARCELONA

After the Tissot Sprint

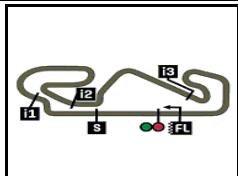
World Championship Classification

MotoGP™

30

Rider	Points	Leader	Prev	QAT	POR	AME	SPA	FRA	CAT	ITA	NED	GER	GBR	AUT	ARA	RSM	EMI	INA	JPN	AUS	THA	MAL	SLD	
25 BRADL Stefan [GER]	2	490	5	-	-	-	0	-	0	-	-	0	-	0	-	2	-	-	-	-	-	-	-	0
				-	-	-	-	-	0	0	-	0	-	0	-	-	-	-	-	-	-	-	-	0
26 GARDNER Remy [AUS]	0	492	2	-	-	-	-	-	-	-	-	0	0	-	-	-	-	-	0	-	-	-	-	-
				-	-	-	-	-	-	-	-	0	0	0	0	-	-	-	0	0	-	-	-	-
27 IANNONE Andrea [ITA]	0	492	0	-	-	-	-	-	-	-	-	-	-	-	-	-	-	-	-	-	-	0	-	
				-	-	-	-	-	-	-	-	-	-	-	-	-	-	-	-	-	-	0	0	
28 SAVADORI Lorenzo [ITA]	0	492	0	-	-	-	0	-	-	0	-	-	-	0	-	-	-	-	0	0	0	0	0	-
				-	-	-	0	-	-	0	0	-	-	0	0	-	-	-	0	0	0	0	0	0
29 PIRRO Michele [ITA]	0	492	0	-	-	-	-	-	-	-	-	-	-	-	-	-	-	-	-	-	-	-	0	
				-	-	-	-	-	-	-	-	-	-	-	-	-	-	-	-	-	-	-	0	

These data/results cannot be reproduced, stored and/or transmitted in whole or in part by any manner of electronic, mechanical, photocopying, recording, broadcasting or otherwise now known or herein after developed without the previous express consent by the copyright owner, except for reproduction in daily press and regular printed publications on sale to the public within 60 days of the event related to those data/results and always provided that copyright symbol appears together as follows below.
© DORNA, 2024



4657 m.

MOTUL SOLIDARITY GRAND PRIX OF BARCELONA*After the Tissot Sprint***World Championship Classification****MotoGP™****30**

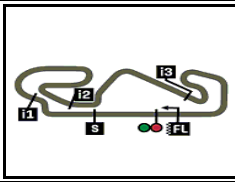
Constructor	<i>Points</i>	<i>Leader Previous</i>		QAT	POR	AME	SPA	FRA	CAT	ITA	NED	GER	GBR	AUT	ARA	RSM	EMI	INA	JPN	AUS	THA	MAL	SLD	
1 DUCATI	697			37	34	25	37	37	34	37	37	37	37	37	37	37	37	37	37	37	37	37	37	12
2 KTM	317	380	380	29	21	26	19	12	15	18	14	11	13	16	23	17	5	24	12	10	17	14	1	
3 APRILIA	291	406	26	15	20	37	10	18	25	13	18	19	17	16	11	5	10	13	8	12	9	9	6	
4 YAMAHA	119	578	172	5	10	4	8	1	7	1	7	5	5	-	9	10	12	9	4	7	-	15	-	
5 HONDA	73	624	46	4	4	-	5	4	2	-	3	2	2	2	5	4	5	9	5	4	8	5	-	

Team	<i>Points</i>	<i>Leader Previous</i>		QAT	POR	AME	SPA	FRA	CAT	ITA	NED	GER	GBR	AUT	ARA	RSM	EMI	INA	JPN	AUS	THA	MAL	SLD	
1 DUCATI LENOVO TEAM	850			46	30	33	36	35	30	57	59	51	53	59	15	51	44	37	59	40	46	48	21	
2 PRIMA PRAMAC RACING	657	193	193	28	32	20	18	46	26	32	37	28	35	41	39	20	41	43	42	47	33	38	11	
3 GRESINI RACING MOTOGP	532	318	125	31	9	10	37	35	34	31	17	41	26	19	43	40	29	7	26	35	22	32	8	
4 APRILIA RACING	341	509	191	22	22	51	7	30	31	19	18	7	22	23	6	-	18	13	8	10	16	12	6	
5 PERTAMINA ENDURO VR46 RACING TE	311	539	30	11	16	18	25	13	21	15	18	8	20	12	17	18	17	18	21	16	18	7	2	
6 RED BULL KTM FACTORY RACING	291	559	20	29	29	13	10	10	11	10	19	12	13	19	18	26	4	8	18	14	22	5	1	
7 RED BULL GASGAS TECH3	236	614	55	9	24	28	18	7	10	18	2	9	12	4	27	4	5	24	-	1	16	18	-	
8 MONSTER ENERGY YAMAHA MOTOGP	139	711	97	5	13	4	9	1	7	1	7	5	5	-	9	10	12	14	4	10	-	23	-	
9 TRACKHOUSE RACING	137	713	2	1	7	12	15	6	16	6	9	25	-	4	5	5	9	6	1	10	-	-	-	
10 LCR HONDA	84	766	53	4	3	-	2	6	2	-	3	2	3	2	8	7	1	13	8	4	11	5	-	
11 REPSOL HONDA TEAM	35	815	49	3	4	-	5	-	1	-	-	1	-	-	2	-	9	-	2	2	5	1	-	

These data/results cannot be reproduced, stored and/or transmitted in whole or in part by any manner of electronic, mechanical, photocopying, recording, broadcasting or otherwise now known or herein after developed without the previous express consent by the copyright owner, except for reproduction in daily press and regular printed publications on sale to the public within 60 days of the event related to those data/results and always provided that copyright symbol appears together as follows below.
© DORNA, 2024

Official MotoGP Timing by **TISSOT**
www.motogp.com





4657 m.

MOTUL SOLIDARITY GRAND PRIX OF BARCELONA

Tissot Sprint

Lap Chart

31

Pos	1	2	3	4	5	6	7	8	9	10	11	12	13	14	15	16	17	18	19	20	21	22	23
Grid	1	41	93	89	21	31	12	23	72	20	73	5	36	88	42	10	25	33	43	30	37	51	6

1	1	23	89	21	73	20	93	41	72	36	25	33	5	12	10	43	88	37	30	42	51	6	31
2	1	23	89	21	73	93	41	20	72	36	25	33	5	12	10	43	42	37	30	51	88	6	
3	1	89	23	21	73	41	93	20	72	33	36	5	25	12	10	43	42	37	30	88	51	6	
4	1	23	89	21	73	41	93	72	20	33	36	5	12	25	10	42	43	37	30	88	51	6	
5	1	89	23	21	73	41	93	72	20	33	36	5	12	25	10	42	43	30	37	88	51	6	
6	1	89	23	21	73	41	93	72	20	33	36	5	12	25	10	42	43	30	37	88	51	6	
7	1	89	23	73	41	21	93	72	20	33	36	5	12	25	10	42	43	30	37	88	51	6	
8	1	89	23	73	41	21	93	72	20	33	36	5	12	25	42	10	43	30	88	37	51	6	
9	1	89	23	73	41	21	93	20	72	33	36	5	12	25	10	42	43	30	88	37	51	6	
10	1	89	23	73	41	21	93	72	20	33	5	36	12	25	10	42	30	43	88	37	51	6	
L	11	1	89	23	41	73	21	93	72	20	33	5	12	36	25	10	42	30	43	88	37	51	6
a	12	1	23	89	41	73	21	93	72	33	20	5	12	36	25	10	42	30	88	43	37	51	6
p																							
s																							

 Winner

 Lapped rider

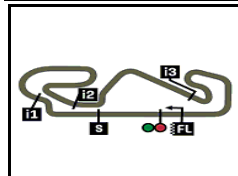
These data/results cannot be reproduced, stored and/or transmitted in whole or in part by any manner of electronic, mechanical, photocopying, recording, broadcasting or otherwise now known or herein after developed without the previous express consent by the copyright owner, except for reproduction in daily press and regular printed publications on sale to the public within 60 days of the event related to those data/results and always provided that copyright symbol appears together as follows below.

© DORNA, 2024

Official MotoGP Timing by TISSOT
www.motogp.com



Barcelona, Saturday, November 16, 2024




4657 m.

MOTUL SOLIDARITY GRAND PRIX OF BARCELONA

Tissot Sprint

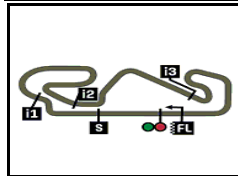
Fastest Lap of Each Rider

32

	Rider	Nation	Team	Motorcycle	Time	Lap Total	Gap
1	1 Francesco BAGNAIA	ITA	Ducati Lenovo Team	DUCATI	1'39.171	2 12	
2	41 Aleix ESPARGARO	SPA	Aprilia Racing	APRILIA	1'39.181	2 12	0.010 0.010
3	89 Jorge MARTIN	SPA	Prima Pramac Racing	DUCATI	1'39.241	2 12	0.070 0.060
4	21 Franco MORBIDELLI	ITA	Prima Pramac Racing	DUCATI	1'39.322	2 12	0.151 0.081
5	73 Alex MARQUEZ	SPA	Gresini Racing MotoGP	DUCATI	1'39.327	2 12	0.156 0.005
6	23 Enea BASTIANINI	ITA	Ducati Lenovo Team	DUCATI	1'39.337	2 12	0.166 0.010
7	93 Marc MARQUEZ	SPA	Gresini Racing MotoGP	DUCATI	1'39.355	2 12	0.184 0.018
8	12 Maverick VIÑALES	SPA	Aprilia Racing	APRILIA	1'39.541	4 12	0.370 0.186
9	72 Marco BEZZECCHI	ITA	Pertamina Enduro VR46 Racing Tea	DUCATI	1'39.586	3 12	0.415 0.045
10	33 Brad BINDER	RSA	Red Bull KTM Factory Racing	KTM	1'39.664	3 12	0.493 0.078
11	20 Fabio QUARTARARO	FRA	Monster Energy Yamaha MotoGP T	YAMAHA	1'39.690	3 12	0.519 0.026
12	5 Johann ZARCO	FRA	CASTROL Honda LCR	HONDA	1'39.859	5 12	0.688 0.169
13	36 Joan MIR	SPA	Repsol Honda Team	HONDA	1'40.046	4 12	0.875 0.187
14	25 Raul FERNANDEZ	SPA	Trackhouse Racing	APRILIA	1'40.165	2 12	0.994 0.119
15	42 Alex RINS	SPA	Monster Energy Yamaha MotoGP T	YAMAHA	1'40.173	4 12	1.002 0.008
16	88 Miguel OLIVEIRA	POR	Trackhouse Racing	APRILIA	1'40.383	4 12	1.212 0.210
17	10 Luca MARINI	ITA	Repsol Honda Team	HONDA	1'40.429	3 12	1.258 0.046
18	43 Jack MILLER	AUS	Red Bull KTM Factory Racing	KTM	1'40.668	3 12	1.497 0.239
19	30 Takaaki NAKAGAMI	JPN	IDEMITSU Honda LCR	HONDA	1'40.696	4 12	1.525 0.028
20	37 Augusto FERNANDEZ	SPA	Red Bull GASGAS Tech3	KTM	1'40.855	4 12	1.684 0.159
21	51 Michele PIRRO	ITA	Pertamina Enduro VR46 Racing Tea	DUCATI	1'40.900	4 12	1.729 0.045
22	6 Stefan BRADL	GER	HRC Test Team	HONDA	1'41.267	4 12	2.096 0.367

These data/results cannot be reproduced, stored and/or transmitted in whole or in part by any manner of electronic, mechanical, photocopying, recording, broadcasting or otherwise now known or herein after developed without the previous express consent by the copyright owner, except for reproduction in daily press and regular printed publications on sale to the public within 60 days of the event related to those data/results and always provided that copyright symbol appears together as follows below.

© DORNA, 2024



4657 m.

MOTUL SOLIDARITY GRAND PRIX OF BARCELONA

After the Tissot Sprint

Event Best Maximum Speed

33



Rider	Nation Team	Motorcycle	Km/h	
33 Brad BINDER	RSA Red Bull KTM Factory Racing	KTM	358.8	Tissot Sprint
31 Pedro ACOSTA	SPA Red Bull GASGAS Tech3	KTM	356.4	Qualifying Nr. 2
89 Jorge MARTIN	SPA Prima Pramac Racing	DUCATI	355.2	Qualifying Nr. 2
21 Franco MORBIDELLI	ITA Prima Pramac Racing	DUCATI	355.2	Qualifying Nr. 2
41 Aleix ESPARGARO	SPA Aprilia Racing	APRILIA	354.0	Free Practice Nr. 2
88 Miguel OLIVEIRA	POR Trackhouse Racing	APRILIA	354.0	Qualifying Nr. 1
23 Enea BASTIANINI	ITA Ducati Lenovo Team	DUCATI	354.0	Tissot Sprint
1 Francesco BAGNAIA	ITA Ducati Lenovo Team	DUCATI	354.0	Qualifying Nr. 2
72 Marco BEZZECCHI	ITA Pertamina Enduro VR46 Racing T	DUCATI	352.9	Free Practice Nr. 2
12 Maverick VIÑALES	SPA Aprilia Racing	APRILIA	352.9	Practice
5 Johann ZARCO	FRA CASTROL Honda LCR	HONDA	352.9	Qualifying Nr. 2
43 Jack MILLER	AUS Red Bull KTM Factory Racing	KTM	352.9	Free Practice Nr. 1
93 Marc MARQUEZ	SPA Gresini Racing MotoGP	DUCATI	352.9	Qualifying Nr. 2
10 Luca MARINI	ITA Repsol Honda Team	HONDA	351.7	Qualifying Nr. 1
25 Raul FERNANDEZ	SPA Trackhouse Racing	APRILIA	351.7	Tissot Sprint
36 Joan MIR	SPA Repsol Honda Team	HONDA	351.7	Free Practice Nr. 1
42 Alex RINS	SPA Monster Energy Yamaha MotoGP	YAMAHA	351.7	Free Practice Nr. 2
20 Fabio QUARTARARO	FRA Monster Energy Yamaha MotoGP	YAMAHA	350.6	Tissot Sprint
6 Stefan BRADL	GER HRC Test Team	HONDA	350.6	Qualifying Nr. 1
73 Alex MARQUEZ	SPA Gresini Racing MotoGP	DUCATI	350.6	Qualifying Nr. 2
37 Augusto FERNANDEZ	SPA Red Bull GASGAS Tech3	KTM	349.5	Tissot Sprint
30 Takaaki NAKAGAMI	JPN IDEMITSU Honda LCR	HONDA	347.2	Free Practice Nr. 2
51 Michele PIRRO	ITA Pertamina Enduro VR46 Racing T	DUCATI	347.2	Free Practice Nr. 2

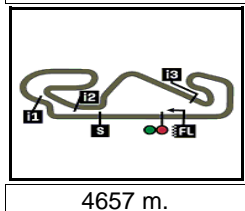
These data/results cannot be reproduced, stored and/or transmitted in whole or in part by any manner of electronic, mechanical, photocopying, recording, broadcasting or otherwise now known or herein after developed without the previous express consent by the copyright owner, except for reproduction in daily press and regular printed publications on sale to the public within 60 days of the event related to those data/results and always provided that copyright symbol appears together as follows below.

© DORNA, 2024

Official MotoGP Timing by TISSOT
www.motogp.com



Barcelona, Saturday, November 16, 2024



4657 m.

MOTUL SOLIDARITY GRAND PRIX OF BARCELONA

Tissot Sprint

Chronological Analysis of Performances

34

* Lap / Sector time cancelled

T1 Time from finish line to 1st intermediate

T3 Time from 2nd intermed. to 3rd intermed.

P Crossing the finish line in pit lane

T2 Time from 1st intermed. to 2nd intermed.

T4 Time from 3rd intermediate to finish line

**Tyre data subject to further updates

Lap	Lap Time	T1	T2	T3	T4	Speed	Lap	Lap Time	T1	T2	T3	T4	Speed
1st	1	Francesco BAGNAIA		DUCATI		ITA	6	1'39.829	16.528	31.618	20.492	31.191	348.3
		Ducati Lenovo Team					7	1'40.104	16.636	31.635	20.572	31.261	348.3
		Runs=1	Total laps=12	Full laps=11	Valid laps=11		8	1'40.130	16.626	31.717	20.514	31.273	347.2
Run #	1	Front Tyre	Slick-Hard	Rear Tyre	Slick-Soft		9	1'40.472	16.657	31.804	20.642	31.369	348.3
		New Tyre		New Tyre			10	1'40.305	16.608	31.781	20.545	31.371	348.3
1	1'42.862	19.863	31.757	20.327	30.915	300.8	11	1'40.641	16.618	31.925	20.539	31.559	347.2
2	1'39.171	16.663	31.365	20.281	30.862	348.3	12	1'41.206	16.594	32.171	20.736	31.705	348.3
3	1'39.226	16.674	31.296	20.370	30.886	347.2							
4	1'39.418	16.590	31.487	20.353	30.988	348.3	4th	41	Aleix ESPARGARO		APRILIA		SPA
5	1'39.752	16.638	31.513	20.515	31.086	348.3			Runs=1	Total laps=12	Full laps=11	Valid laps=11	
6	1'39.723	16.652	31.514	20.440	31.117	347.2	Run #	1	Front Tyre	Slick-Hard	Rear Tyre	Slick-Soft	
7	1'40.055	16.625	31.746	20.514	31.170	347.2			New Tyre		New Tyre		
8	1'40.262	16.629	31.770	20.540	31.323	346.1	1	1'44.670	20.569	32.282	20.802	31.017	295.0
9	1'40.342	16.647	31.726	20.624	31.345	348.3	2	1'39.181	16.604	31.436	20.381	30.760	341.7
10	1'40.636	16.722	31.907	20.593	31.414	347.2	3	1'39.363	16.717	31.303	20.376	30.967	334.3
11	1'40.606	16.640	31.812	20.626	31.528	347.2	4	1'39.310	16.567	31.355	20.477	30.911	349.5
12	1'41.120	16.698	31.986	20.823	31.613	346.1	5	1'40.251	16.764	31.804	20.570	31.113	349.5
2nd	23	Enea BASTIANINI		DUCATI		ITA	6	1'39.908	16.600	31.646	20.563	31.099	350.6
		Ducati Lenovo Team					7	1'40.060	16.715	31.728	20.583	31.034	334.3
		Runs=1	Total laps=12	Full laps=11	Valid laps=11		8	1'39.973	16.678	31.577	20.544	31.174	347.2
Run #	1	Front Tyre	Slick-Medium	Rear Tyre	Slick-Soft		9	1'40.321	16.577	31.786	20.707	31.251	347.2
		New Tyre		New Tyre			10	1'40.412	16.670	31.829	20.607	31.306	343.9
1	1'43.169	19.798	32.026	20.372	30.973	305.9	11	1'40.805	16.882	31.842	20.706	31.375	346.1
2	1'39.337	16.653	31.448	20.315	30.921	346.1	12	1'40.776	16.676	31.894	20.677	31.529	349.5
3	1'39.495	16.723	31.417	20.365	30.990	347.2							
4	1'39.683	16.467	31.559	20.519	31.138	352.9	5th	73	Alex MARQUEZ		DUCATI		SPA
5	1'40.601	17.216	31.694	20.468	31.223	347.2			Runs=1	Total laps=12	Full laps=11	Valid laps=11	
6	1'39.915	16.608	31.582	20.529	31.196	354.0	Run #	1	Front Tyre	Slick-Hard	Rear Tyre	Slick-Soft	
7	1'39.910	16.550	31.615	20.541	31.204	352.9			New Tyre		New Tyre		
8	1'40.171	16.526	31.809	20.543	31.293	350.6	1	1'43.804	20.350	32.121	20.413	30.920	303.3
9	1'40.438	16.599	31.864	20.574	31.401	351.7	2	1'39.327	16.838	31.385	20.370	30.734	327.2
10	1'40.325	16.535	31.851	20.554	31.385	351.7	3	1'39.342	16.677	31.383	20.511	30.771	341.7
11	1'40.425	16.580	31.805	20.618	31.422	351.7	4	1'39.681	16.727	31.584	20.422	30.948	342.8
12	1'40.646	16.567	31.849	20.708	31.522	352.9	5	1'40.358	16.785	31.970	20.508	31.095	341.7
3rd	89	Jorge MARTIN		DUCATI		SPA	6	1'40.028	16.649	31.763	20.495	31.121	346.1
		Prima Pramac Racing					7	1'39.865	16.636	31.656	20.430	31.143	347.2
		Runs=1	Total laps=12	Full laps=11	Valid laps=11		8	1'40.054	16.692	31.663	20.545	31.154	343.9
Run #	1	Front Tyre	Slick-Medium	Rear Tyre	Slick-Soft		9	1'40.317	16.634	31.819	20.576	31.288	346.1
		New Tyre		New Tyre			10	1'40.404	16.682	31.846	20.592	31.284	348.3
1	1'43.350	19.951	31.994	20.386	31.019	300.0	11	1'41.124	17.044	31.715	20.539	31.826	345.0
2	1'39.241	16.641	31.434	20.368	30.798	345.0	12	1'40.811	16.709	32.036	20.665	31.401	349.5
3	1'39.267	16.511	31.404	20.325	31.027	354.0							
4	1'39.914	16.676	31.599	20.537	31.102	349.5							
5	1'39.984	16.929	31.623	20.376	31.056	350.6							

Fastest Lap: Francesco BAGNAIA Ducati Lenovo Team ITA **1'39.171** 16.663 31.365 20.281 30.862

These data/results cannot be reproduced, stored and/or transmitted in whole or in part by any manner of electronic, mechanical, photocopying, recording, broadcasting or otherwise now known or herein after developed without the previous express consent by the copyright owner, except for reproduction in daily press and regular printed publications on sale to the public within 60 days of the event related to those data/results and always provided that copyright symbol appears together as follows below.
© DORNA, 2024

Lap	Lap Time	T1	T2	T3	T4	Speed	Lap	Lap Time	T1	T2	T3	T4	Speed
6th	21	Franco MORBIDELLI				DUCATI	ITA	Run # 1	<i>Front Tyre</i>	Slick-Hard	<i>Rear Tyre</i>	Slick-Medium	
		Prima Pramac Racing							New Tyre		New Tyre		
		Runs=1 Total laps=12 Full laps=11 Valid laps=11											
<i>Run #</i>	<i>1</i>	<i>Front Tyre</i>	<i>Slick-Medium</i>	<i>Rear Tyre</i>	<i>Slick-Soft</i>								
		New Tyre		New Tyre									
1	1'43.633	20.251	32.000	20.410	30.972	295.8	1	1'45.527	21.164	32.303	20.776	31.284	307.6
2	1'39.322	16.832	31.346	20.402	30.742	338.5	2	1'39.977	16.772	31.667	20.506	31.032	333.3
3	1'39.436	16.715	31.326	20.539	30.856	347.2	3	1'39.664	16.661	31.444	20.526	31.033	351.7
4	1'39.637	16.709	31.481	20.417	31.030	345.0	4	1'39.697	16.524	31.549	20.498	31.126	351.7
5	1'40.370	16.871	31.856	20.511	31.132	345.0	5	1'40.056	16.561	31.674	20.541	31.280	351.7
6	1'40.083	16.647	31.657	20.514	31.265	351.7	6	1'40.252	16.639	31.611	20.652	31.350	346.1
7	1'40.832	16.802	32.050	20.658	31.322	349.5	7	1'40.169	16.589	31.737	20.484	31.359	354.0
8	1'40.872	16.783	32.027	20.603	31.459	348.3	8	1'40.507	16.658	31.735	20.637	31.477	351.7
9	1'41.013	17.105	31.920	20.586	31.402	348.3	9	1'40.419	16.687	31.792	20.588	31.352	355.2
10	1'40.863	16.750	31.964	20.646	31.503	348.3	10	1'40.921	16.802	31.988	20.777	31.354	346.1
11	1'40.981	16.781	31.961	20.609	31.630	347.2	11	1'40.871	16.707	31.988	20.767	31.409	349.5
12	1'41.394	16.975	32.068	20.647	31.704	349.5	12	1'40.686	16.650	31.885	20.725	31.426	358.8
7th	93	Marc MARQUEZ				DUCATI	SPA	Run # 1	<i>Front Tyre</i>	Slick-Hard	<i>Rear Tyre</i>	Slick-Soft	
		Gresini Racing MotoGP							New Tyre		New Tyre		
		Runs=1 Total laps=12 Full laps=11 Valid laps=11											
<i>Run #</i>	<i>1</i>	<i>Front Tyre</i>	<i>Slick-Hard</i>	<i>Rear Tyre</i>	<i>Slick-Soft</i>								
		New Tyre		New Tyre									
1	1'44.366	20.129	32.713	20.516	31.008	297.5	1	1'44.324	20.369	32.291	20.605	31.059	300.8
2	1'39.355	16.652	31.395	20.380	30.928	349.5	2	1'40.058	16.823	31.700	20.572	30.963	338.5
3	1'39.634	16.669	31.572	20.517	30.876	346.1	3	1'39.690	16.729	31.417	20.580	30.964	347.2
4	1'39.700	16.651	31.400	20.371	31.278	346.1	4	1'40.063	16.819	31.606	20.573	31.065	334.3
5	1'40.134	16.690	31.624	20.637	31.183	346.1	5	1'40.055	16.616	31.687	20.651	31.101	349.5
6	1'40.120	16.694	31.713	20.498	31.215	348.3	6	1'40.272	16.710	31.740	20.630	31.192	349.5
7	1'40.382	16.669	31.762	20.698	31.253	347.2	7	1'40.242	16.600	31.784	20.675	31.183	350.6
8	1'40.617	16.690	31.908	20.674	31.345	348.3	8	1'40.248	16.628	31.692	20.603	31.325	350.6
9	1'41.319	17.068	32.046	20.760	31.445	348.3	9	1'40.921	16.704	31.913	20.878	31.426	347.2
10	1'40.798	16.714	31.959	20.692	31.433	350.6	10	1'41.154	17.094	31.949	20.779	31.332	347.2
11	1'40.736	16.752	31.938	20.614	31.432	346.1	11	1'40.925	16.765	31.943	20.765	31.452	342.8
12	1'41.315	16.739	32.302	20.773	31.501	351.7	12	1'41.158	16.883	32.039	20.750	31.486	334.3
8th	72	Marco BEZZECCHI				DUCATI	ITA	Run # 1	<i>Front Tyre</i>	Slick-Medium	<i>Rear Tyre</i>	Slick-Soft	
		Pertamina Enduro VR46 Racing Team							New Tyre		New Tyre		
		Runs=1 Total laps=12 Full laps=11 Valid laps=11											
<i>Run #</i>	<i>1</i>	<i>Front Tyre</i>	<i>Slick-Hard</i>	<i>Rear Tyre</i>	<i>Slick-Soft</i>								
		New Tyre		New Tyre									
1	1'44.901	20.705	32.427	20.751	31.018	305.9	1	1'45.665	21.283	32.514	20.787	31.081	295.0
2	1'39.705	16.677	31.518	20.581	30.929	340.6	2	1'39.920	16.819	31.636	20.569	30.896	329.2
3	1'39.586	16.644	31.468	20.594	30.880	343.9	3	1'40.635	17.438	31.838	20.455	30.904	337.5
4	1'39.654	16.601	31.461	20.631	30.961	347.2	4	1'39.881	16.654	31.490	20.561	31.176	341.7
5	1'40.118	16.638	31.744	20.581	31.155	350.6	5	1'39.859	16.603	31.567	20.629	31.060	349.5
6	1'40.225	16.728	31.758	20.606	31.133	343.9	6	1'40.373	16.686	31.821	20.621	31.245	346.1
7	1'40.121	16.615	31.759	20.555	31.192	350.6	7	1'40.658	16.767	31.901	20.767	31.223	346.1
8	1'40.405	16.704	31.796	20.645	31.260	347.2	8	1'40.486	16.698	31.831	20.642	31.315	348.3
9	1'41.267	16.837	32.199	20.786	31.445	343.9	9	1'40.665	16.724	31.909	20.729	31.303	349.5
10	1'40.827	16.815	31.965	20.698	31.349	346.1	10	1'40.994 *	16.901	31.889	20.776*	31.428	346.1
11	1'40.862	16.725	31.954	20.695	31.488	343.9	11	1'40.728	16.761	31.883	20.675	31.409	346.1
12	1'41.009	16.834	31.958	20.737	31.480	343.9	12	1'40.722	16.694	31.841	20.758	31.429	347.2
9th	33	Brad BINDER				KTM	RSA	Run # 1	<i>Front Tyre</i>	Slick-Medium	<i>Rear Tyre</i>	Slick-Soft	
		Red Bull KTM Factory Racing							New Tyre		New Tyre		
		Runs=1 Total laps=12 Full laps=11 Valid laps=11											
<i>Run #</i>	<i>1</i>	<i>Front Tyre</i>	<i>Slick-Medium</i>	<i>Rear Tyre</i>	<i>Slick-Soft</i>								
		New Tyre		New Tyre									
1	1'46.046	20.790	33.053	20.993	31.210	295.8	1	1'46.046	20.790	33.053	20.993	31.210	295.8

Fastest Lap: Francesco BAGNAIA Ducati Lenovo Team ITA 1'39.171 16.663 31.365 20.281 30.862

These data/results cannot be reproduced, stored and/or transmitted in whole or in part by any manner of electronic, mechanical, photocopying, recording, broadcasting or otherwise now known or herein after developed without the previous express consent by the copyright owner, except for reproduction in daily press and regular printed publications on sale to the public within 60 days of the event related to those data/results and always provided that copyright symbol appears together as follows below.
 © DORNA, 2024



Lap	Lap Time	T1	T2	T3	T4	Speed	Lap	Lap Time	T1	T2	T3	T4	Speed
2	1'40.117	16.763	31.631	20.613	31.110	341.7	5	1'40.495	16.702	31.780	20.678	31.335	349.5
3	1'40.555	16.915	31.931	20.614	31.095	348.3	6	1'40.590	16.695	31.753	20.780	31.362	347.2
4	1'39.541	16.612	31.452	20.530	30.947	338.5	7	1'40.753	16.719	31.807	20.767	31.460	346.1
5	1'39.996	16.625	31.554	20.623	31.194	341.7	8	1'41.285	16.926	32.022	20.880	31.457	347.2
6	1'40.288	16.722	31.677	20.670	31.219	343.9	9	1'41.074	16.736	31.956	20.876	31.506	350.6
7	1'40.697	16.693	31.846	20.828	31.330	342.8	10	1'40.852	16.725	31.921	20.763	31.443	346.1
8	1'40.609	16.771	31.703	20.690	31.445	343.9	11	1'40.986	16.770	31.947	20.731	31.538	347.2
9	1'40.865	16.681	31.755	21.005	31.424	349.5	12	1'41.173	16.767	32.006	20.863	31.537	346.1
10	1'41.070	16.735	31.886	20.887	31.562	347.2							
11	1'40.853	16.745	31.965	20.634	31.509	347.2							
12	1'40.880	16.693	32.009	20.719	31.459	348.3							

16th 42 Alex RINS YAMAHA SPA
 Monster Energy Yamaha MotoGP Team
 Runs=1 Total laps=12 Full laps=11 Valid laps=11

13th 36 Joan MIR HONDA SPA
 Repsol Honda Team
 Runs=1 Total laps=12 Full laps=11 Valid laps=10

Run #	1	Front Tyre	Slick-Hard	Rear Tyre	Slick-Soft	Speed
		New Tyre	New Tyre			
1	1'45.115	20.865	32.177	20.838	31.235	295.8
2	1'40.317 *	16.793	31.501	20.600*	31.423	341.7
3	1'40.136	16.893	31.542	20.546	31.155	349.5
4	1'40.046	16.707	31.572	20.558	31.209	350.6
5	1'40.239	16.693	31.686	20.602	31.258	349.5
6	1'40.272	16.706	31.671	20.604	31.291	348.3
7	1'40.384	16.685	31.798	20.640	31.261	348.3
8	1'40.766	16.703	31.844	20.722	31.497	347.2
9	1'40.802	16.738	31.788	20.737	31.539	347.2
10	1'41.658	17.033	32.009	20.951	31.665	347.2
11	1'41.405	16.949	32.021	20.830	31.605	343.9
12	1'41.420	16.774	32.026	20.926	31.694	349.5

Run #	1	Front Tyre	Slick-Hard	Rear Tyre	Slick-Medium	Speed
		New Tyre	New Tyre			
1	1'47.311	21.575	33.181	20.997	31.558	300.8
2	1'40.551	17.096	31.692	20.583	31.180	323.3
3	1'40.443	16.748	31.693	20.613	31.389	345.0
4	1'40.173	16.782	31.659	20.582	31.150	348.3
5	1'40.238	16.717	31.718	20.570	31.233	348.3
6	1'40.386	16.733	31.709	20.655	31.289	347.2
7	1'40.660	16.695	31.786	20.627	31.552	348.3
8	1'40.836	16.631	31.945	20.735	31.525	349.5
9	1'41.780	16.813	32.808	20.714	31.445	345.0
10	1'40.953	16.785	31.963	20.722	31.483	346.1
11	1'41.405	16.922	32.082	20.754	31.647	348.3
12	1'41.654	16.759	32.193	21.010	31.692	346.1

17th 30 Takaaki NAKAGAMI HONDA JPN
 IDEMITSU Honda LCR
 Runs=1 Total laps=12 Full laps=11 Valid laps=10

14th 25 Raul FERNANDEZ APRILIA SPA
 Trackhouse Racing
 Runs=1 Total laps=12 Full laps=11 Valid laps=11

Run #	1	Front Tyre	Slick-Hard	Rear Tyre	Slick-Medium	Speed
		New Tyre	New Tyre			
1	1'45.326	20.952	32.405	20.834	31.135	305.0
2	1'40.165	16.854	31.626	20.526	31.159	335.4
3	1'41.145	17.432	32.008	20.672	31.033	332.3
4	1'40.208	16.799	31.639	20.695	31.075	345.0
5	1'40.215	16.645	31.718	20.709	31.143	347.2
6	1'40.422	16.708	31.778	20.757	31.179	347.2
7	1'40.426	16.690	31.816	20.669	31.251	348.3
8	1'40.584	16.688	31.870	20.725	31.301	349.5
9	1'40.880	16.716	31.969	20.792	31.403	349.5
10	1'40.947	16.650	31.996	20.809	31.492	349.5
11	1'41.084	16.728	31.988	20.835	31.533	348.3
12	1'41.423	16.807	32.068	20.976	31.572	351.7

Run #	1	Front Tyre	Slick-Hard	Rear Tyre	Slick-Soft	Speed
		New Tyre	New Tyre			
1	1'47.228	21.629	32.767	21.167	31.665	279.0
2	1'41.297	17.305	31.992	20.658	31.342	317.6
3	1'40.853	17.081	31.792	20.707	31.273	330.2
4	1'40.696	16.872	31.813	20.699	31.312	337.5
5	1'40.944	16.925	31.918	20.676	31.425	337.5
6	1'41.029 *	16.913	31.896	20.706*	31.514	342.8
7	1'40.874	16.880	31.913	20.642	31.439	345.0
8	1'41.199	16.973	31.973	20.833	31.420	343.9
9	1'41.269	16.940	32.003	20.832	31.494	340.6
10	1'41.655	17.002	32.066	20.804	31.783	332.3
11	1'41.888	17.203	32.317	20.724	31.644	341.7
12	1'41.258	16.820	32.063	20.810	31.565	341.7

18th 88 Miguel OLIVEIRA APRILIA POR
 Trackhouse Racing
 Runs=1 Total laps=12 Full laps=11 Valid laps=11

15th 10 Luca MARINI HONDA ITA
 Repsol Honda Team
 Runs=1 Total laps=12 Full laps=11 Valid laps=11

Run #	1	Front Tyre	Slick-Hard	Rear Tyre	Slick-Soft	Speed
		New Tyre	New Tyre			
1	1'46.434	21.051	32.653	21.270	31.460	297.5
2	1'40.508	16.866	31.613	20.765	31.264	336.4
3	1'40.429	16.741	31.692	20.660	31.336	346.1
4	1'40.432	16.701	31.744	20.721	31.266	348.3

Run #	1	Front Tyre	Slick-Hard	Rear Tyre	Slick-Soft	Speed
		New Tyre	New Tyre			
1	1'46.888	21.363	32.660	21.066	31.799	294.2
2	1'42.454	17.525	32.828	20.784	31.317	327.2
3	1'40.863	17.013	31.771	20.714	31.365	323.3
4	1'40.383	16.742	31.826	20.613	31.202	345.0
5	1'41.357	16.770	31.853	20.755	31.979	340.6
6	1'41.035	16.772	32.096	20.749	31.418	338.5
7	1'42.017	17.346	32.471	20.766	31.434	350.6

Fastest Lap: Francesco BAGNAIA Ducati Lenovo Team ITA 1'39.171 16.663 31.365 20.281 30.862

These data/results cannot be reproduced, stored and/or transmitted in whole or in part by any manner of electronic, mechanical, photocopying, recording, broadcasting or otherwise now known or herein after developed without the previous express consent by the copyright owner, except for reproduction in daily press and regular printed publications on sale to the public within 60 days of the event related to those data/results and always provided that copyright symbol appears together as follows below.
 © DORNA, 2024



Lap	Lap Time	T1	T2	T3	T4	Speed	Lap	Lap Time	T1	T2	T3	T4	Speed
8	1'40.806	16.783	31.933	20.666	31.424	349.5	11	1'41.772	16.940	32.154	21.071	31.607	345.0
9	1'41.032	16.741	31.974	20.852	31.465	349.5	12	1'41.950	17.005	32.184	21.046	31.715	330.2
10	1'41.073	16.812	32.064	20.694	31.503	347.2							
11	1'41.571	16.857	32.145	20.718	31.851	342.8							
12	1'41.440	16.871	32.150	20.703	31.716	346.1							

22nd 6 **Stefan BRADL** HONDA GER
HRC Test Team
Runs=1 Total laps=12 Full laps=11 Valid laps=11

19th 43 **Jack MILLER** KTM AUS
Red Bull KTM Factory Racing
Runs=1 Total laps=12 Full laps=11 Valid laps=11

Run #	1	Front Tyre	Slick-Hard	Rear Tyre	Slick-Medium	Speed
			New Tyre			
1	1'46.832	21.481	32.646	21.120	31.585	300.8
2	1'40.709	16.868	31.770	20.699	31.372	336.4
3	1'40.668	16.764	31.701	20.626	31.577	346.1
4	1'41.132	17.005	31.975	20.663	31.489	349.5
5	1'40.915	16.808	31.873	20.758	31.476	346.1
6	1'41.062	16.804	31.934	20.715	31.609	345.0
7	1'41.260	16.832	32.095	20.676	31.657	345.0
8	1'41.234	16.806	32.081	20.686	31.661	343.9
9	1'41.524	16.944	32.106	20.765	31.709	343.9
10	1'41.832	16.773	32.157	20.810	32.092	348.3
11	1'42.299	16.950	32.615	20.891	31.843	347.2
12	1'42.239	17.035	32.293	20.849	32.062	342.8

Run #	1	Front Tyre	Slick-Hard	Rear Tyre	Slick-Soft	Speed
			New Tyre			
1	1'47.637	21.876	33.198	21.075	31.488	300.0
2	1'41.953	17.173	32.314	20.781	31.685	314.8
3	1'41.282	17.058	31.985	20.781	31.458	323.3
4	1'41.267	17.011	31.983	20.820	31.453	337.5
5	1'41.428	17.005	32.024	20.854	31.545	339.6
6	1'41.616	16.954	32.028	20.797	31.837	346.1
7	1'41.752	16.991	32.157	20.822	31.782	346.1
8	1'41.806	16.938	32.221	20.780	31.867	346.1
9	1'42.073	16.981	32.140	20.939	32.013	345.0
10	1'42.095	16.960	32.308	20.950	31.877	345.0
11	1'42.223	17.012	32.344	20.880	31.987	343.9
12	1'42.645	17.015	32.395	21.100	32.135	343.9

23rd 31 **Pedro ACOSTA** KTM SPA
Red Bull GASGAS Tech3
Runs=1 Total laps=1 Full laps=0 Valid laps=0

20th 37 **Augusto FERNANDEZ** KTM SPA
Red Bull GASGAS Tech3
Runs=1 Total laps=12 Full laps=11 Valid laps=11

Run #	1	Front Tyre	Slick-Hard	Rear Tyre	Slick-Soft	Speed
			New Tyre			
1	1'46.941	21.463	32.814	21.139	31.525	279.0
2	1'41.292	17.134	31.846	20.803	31.509	318.5
3	1'40.886	16.925	31.776	20.662	31.523	342.8
4	1'40.855	16.796	31.885	20.728	31.446	347.2
5	1'41.665	16.825	32.243	20.831	31.766	349.5
6	1'41.320	16.858	32.086	20.793	31.583	346.1
7	1'42.030	17.224	32.166	20.907	31.733	333.3
8	1'41.551	17.002	32.049	20.803	31.697	333.3
9	1'41.509	16.825	32.165	20.809	31.710	347.2
10	1'41.542	16.739	32.150	20.859	31.794	347.2
11	1'41.952	16.794	32.219	20.969	31.970	347.2
12	1'41.783	16.774	32.217	20.894	31.898	345.0

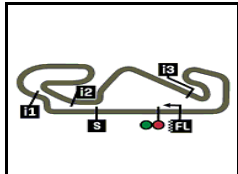
Run #	1	Front Tyre	Slick-Hard	Rear Tyre	Slick-Medium	Speed	
			New Tyre				
1	2'06.140	P	20.002	38.114	23.008	45.016	306.8

21st 51 **Michele PIRRO** DUCATI ITA
Pertamina Enduro VR46 Racing Team
Runs=1 Total laps=12 Full laps=11 Valid laps=11

Run #	1	Front Tyre	Slick-Hard	Rear Tyre	Slick-Soft	Speed
			New Tyre			
1	1'47.430	21.896	32.757	21.135	31.642	292.6
2	1'41.557	17.164	32.114	20.810	31.469	318.5
3	1'41.459	17.085	31.881	20.850	31.643	324.3
4	1'40.900	16.954	31.878	20.833	31.235	333.3
5	1'41.049	17.105	31.748	20.859	31.337	330.2
6	1'41.171	16.907	31.879	20.844	31.541	330.2
7	1'41.759	17.096	32.344	20.932	31.387	342.8
8	1'41.535	17.099	31.946	20.926	31.564	324.3
9	1'41.755	17.075	32.117	21.038	31.525	339.6
10	1'41.383	16.957	31.963	20.932	31.531	337.5

Fastest Lap: Francesco BAGNAIA Ducati Lenovo Team ITA 1'39.171 16.663 31.365 20.281 30.862

These data/results cannot be reproduced, stored and/or transmitted in whole or in part by any manner of electronic, mechanical, photocopying, recording, broadcasting or otherwise now known or herein after developed without the previous express consent by the copyright owner, except for reproduction in daily press and regular printed publications on sale to the public within 60 days of the event related to those data/results and always provided that copyright symbol appears together as follows below.
© DORNA, 2024



4657 m.

MOTUL SOLIDARITY GRAND PRIX OF BARCELONA

After the Tissot Sprint

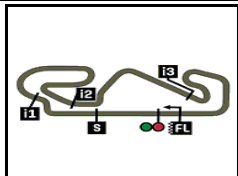
2024 Rookie of the Year Classification

MotoGP™

36

Rider	Points	Leader	Prev	QAT	POR	AME	SPA	FRA	CAT	ITA	NED	GER	GBR	AUT	ARA	RSM	EMI	INA	JPN	AUS	THA	MAL	SLD
1 ACOSTA Pedro [SPA]	209			9	19	26	15	4	10	18	-	9	12	3	23	4	5	24	-	-	16	12	-
				2 7	3 16	6 20	9 6	4 -	7 3	7 11	- -	- 9	5 7	- 3	7 16	4 -	5 -	4 20	- -	- -	- 16	1 11	-

These data/results cannot be reproduced, stored and/or transmitted in whole or in part by any manner of electronic, mechanical, photocopying, recording, broadcasting or otherwise now known or herein after developed without the previous express consent by the copyright owner, except for reproduction in daily press and regular printed publications on sale to the public within 60 days of the event related to those data/results and always provided that copyright symbol appears together as follows below.
© DORNA, 2024



4657 m.

MOTUL SOLIDARITY GRAND PRIX OF BARCELONA*After the Tissot Sprint***2024 Independent Team Classification****MotoGP™****36**

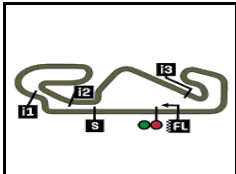
Rider	Points	Leader	Prev	QAT	POR	AME	SPA	FRA	CAT	ITA	NED	GER	GBR	AUT	ARA	RSM	EMI	INA	JPN	AUS	THA	MAL	SLD	
1 MARTIN Jorge [SPA]	492			28 12 16	32 7 25	20 7 13	12 12 -	37 12 25	26 6 20	16 - 16	29 9 20	12 12 -	29 9 20	29 9 20	29 9 20	13 12 1	29 9 20	25 - 25	26 6 20	32 12 20	29 9 20	32 12 20	7 7	
2 MARQUEZ Marc [SPA]	372	120	120	18 5 13	9 9 -	9 9 -	24 4 20	29 9 20	25 9 16	22 9 13	6 - 6	24 4 20	13 - 13	13 - 13	37 12 25	30 5 25	22 6 16	7 7 -	23 7 16	34 9 25	11 6 5	13 9 4	3 3	
3 ACOSTA Pedro [SPA]	209	283	163	9 2 7	19 3 16	26 6 20	15 9 6	4 4 -	10 7 3	18 7 11	- - -	9 - 9	12 5 7	3 - 3	23 7 16	4 4 -	5 5 -	24 4 20	- - -	- - -	16 - 16	12 1 11	- -	
4 DI GIANNANTONIO Fabio [ITA]	165	327	44	9 - 9	6 - 6	10 - 10	9 - 9	13 3 10	15 4 11	12 3 9	18 5 13	- - -	12 1 11	- - -	8 - 8	7 - 7	2 - 2	1 1 -	12 4 8	16 3 13	15 2 13	- -	- -	
5 MORBIDELLI Franco [ITA]	165	327	0	- - -	- - -	- - -	6 6 -	9 - 9	- - -	16 6 10	8 1 7	16 5 11	6 - 6	12 4 8	10 - 10	7 7 -	12 1 11	18 5 13	16 5 11	15 5 10	4 4 -	6 4 2	4 4	
6 MARQUEZ Alex [SPA]	160	332	5	13 3 10	- - -	1 - 1	13 - 13	6 - 6	9 - 9	9 2 7	11 2 9	17 1 16	13 4 9	6 - 6	6 6 -	10 - 10	7 - 7	- - -	3 3 -	1 - 1	11 5 6	19 6 13	5 5	
7 BEZZECCHI Marco [ITA]	146	346	14	2 - 2	10 - 10	8 - 8	16 - 16	- - -	6 1 5	3 - 3	- - -	8 - 8	8 - 8	12 2 10	9 - 9	11 - 11	15 2 13	17 6 11	9 - 9	- - -	3 3 -	7 - 7	2 2	
8 OLIVEIRA Miguel [POR]	71	421	75	1 - 1	7 - 7	5 - 5	10 2 8	- - -	6 - 6	2 - 2	1 - 1	19 9 10	- - -	4 - 4	5 5 -	5 - 5	6 - 6	- - -	- - -	- - -	- - -	- - -	- - -	
9 FERNANDEZ Raul [SPA]	66	426	5	- - -	- - -	7 1 6	5 - 5	6 1 5	10 - 10	4 - 4	8 - 8	6 - 6	- - -	- - -	- - -	- - -	3 - 3	6 - 6	1 - 1	10 4 6	- - -	- - -	- - -	
10 ZARCO Johann [FRA]	53	439	13	4 - 4	1 - 1	- - -	- - -	4 - 4	- - -	- - -	3 - 3	- - -	2 - 2	- - -	3 - 3	4 - 4	1 - 1	9 2 7	5 - 5	4 - 4	8 - 8	5 - 5	- -	
11 NAKAGAMI Takaaki [JPN]	31	461	22	- - -	2 - 2	- - -	2 - 2	2 - 2	2 - 2	- - -	- - -	2 - 2	1 - 1	2 - 2	5 - 5	3 - 3	- - -	4 - 4	3 - 3	- - -	3 - 3	- - -	- -	
12 FERNANDEZ Augusto [SPA]	27	465	4	- - -	5 - 5	2 - 2	3 3 -	3 - 3	- - -	- - -	2 - 2	- - -	- - -	1 - 1	4 - 4	- - -	- - -	- - -	- - -	1 1 -	- - -	6 - 6	- -	

These data/results cannot be reproduced, stored and/or transmitted in whole or in part by any manner of electronic, mechanical, photocopying, recording, broadcasting or otherwise now known or herein after developed without the previous express consent by the copyright owner, except for reproduction in daily press and regular printed publications on sale to the public within 60 days of the event related to those data/results and always provided that copyright symbol appears together as follows below.
© DORNA, 2024

Official MotoGP Timing by **TISSOT**
www.motogp.com



Barcelona, Saturday, November 16, 2024



4657 m.

MOTUL SOLIDARITY GRAND PRIX OF BARCELONA*After the Tissot Sprint***2024 Independent Team Classification****MotoGP™****36**

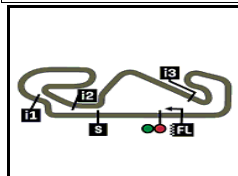
Team	<i>Points</i>	<i>Leader</i>	<i>Previous</i>	QAT	POR	AME	SPA	FRA	CAT	ITA	NED	GER	GBR	AUT	ARA	RSM	EMI	INA	JPN	AUS	THA	MAL	SLD
1 PRIMA PRAMAC RACING	657			28	32	20	18	46	26	32	37	28	35	41	39	20	41	43	42	47	33	38	11
2 GRESINI RACING MOTOGP	532	125	125	31	9	10	37	35	34	31	17	41	26	19	43	40	29	7	26	35	22	32	8
3 PERTAMINA ENDURO VR46 RACING TE	311	346	221	11	16	18	25	13	21	15	18	8	20	12	17	18	17	18	21	16	18	7	2
4 RED BULL GASGAS TECH3	236	421	75	9	24	28	18	7	10	18	2	9	12	4	27	4	5	24	-	1	16	18	-
5 TRACKHOUSE RACING	137	520	99	1	7	12	15	6	16	6	9	25	-	4	5	5	9	6	1	10	-	-	-
6 LCR HONDA	84	573	53	4	3	-	2	6	2	-	3	2	3	2	8	7	1	13	8	4	11	5	-

These data/results cannot be reproduced, stored and/or transmitted in whole or in part by any manner of electronic, mechanical, photocopying, recording, broadcasting or otherwise now known or herein after developed without the previous express consent by the copyright owner, except for reproduction in daily press and regular printed publications on sale to the public within 60 days of the event related to those data/results and always provided that copyright symbol appears together as follows below.
© DORNA, 2024

Official MotoGP Timing by **TISSOT**
www.motogp.com



Barcelona, Saturday, November 16, 2024



4657 m.

MOTUL SOLIDARITY GRAND PRIX OF BARCELONA

Tissot Sprint - Starting Grid

Race : 12 laps = 55.884 km



1	1 1'38.641 1 Francesco BAGNAIA Ducati	2 1'38.696 41 Aleix ESPARGARO Aprilia	3 1'38.798 93 Marc MARQUEZ Ducati
2	4 1'38.849 89 Jorge MARTIN Ducati	5 1'38.886 21 Franco MORBIDELLI Ducati	6 1'38.949 31 Pedro ACOSTA KTM
3	7 1'38.992 12 Maverick VIÑALES Aprilia	8 1'39.078 23 Enea BASTIANINI Ducati	9 1'39.121 72 Marco BEZZECCHI Ducati
4	10 1'39.209 20 Fabio QUARTARARO Yamaha	11 1'39.252 73 Alex MARQUEZ Ducati	12 1'39.494 5 Johann ZARCO Honda
5	13 1'39.432 36 Joan MIR Honda	14 1'39.487 88 Miguel OLIVEIRA Aprilia	15 1'39.559 42 Alex RINS Yamaha
6	16 1'39.619 10 Luca MARINI Honda	17 1'39.645 25 Raul FERNANDEZ Aprilia	18 1'39.678 33 Brad BINDER KTM
7	19 1'39.749 43 Jack MILLER KTM	20 1'39.793 30 Takaaki NAKAGAMI Honda	21 1'40.166 37 Augusto FERNANDEZ KTM
8	22 1'40.252 51 Michele PIRRO Ducati	23 1'40.423 6 Stefan BRADL Honda	

The results are provisional until the end of the limit for protest and appeals and until the ratification of the Event Management Committee.

Time limit for protest expires 60' at the latest after publication of the results - Time:

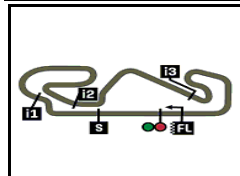
These data/results cannot be reproduced, stored and/or transmitted in whole or in part by any manner of electronic, mechanical, photocopying, recording, broadcasting or otherwise now known or herein after developed without the previous express consent by the copyright owner, except for reproduction in daily press and regular printed publications on sale to the public within 60 days of the event related to those data/results and always provided that copyright symbol appears together as follows below.

© DORNA, 2024

Official MotoGP Timing by TISSOT
www.motogp.com



Barcelona, Saturday, November 16, 2024



4657 m.

MOTUL SOLIDARITY GRAND PRIX OF BARCELONA

Tissot Sprint

Top Speed & Average



Rider	Nation	Motorcycle	Top 5 speeds					Average	Top
33 Brad BINDER	RSA	KTM	358.8	355.2	354.0	351.7	351.7	353.5	358.8
23 Enea BASTIANINI	ITA	DUCATI	354.0	352.9	352.9	352.9	351.7	352.5	354.0
89 Jorge MARTIN	SPA	DUCATI	354.0	350.6	349.5	348.3	348.3	349.5	354.0
21 Franco MORBIDELLI	ITA	DUCATI	351.7	349.5	349.5	348.3	348.3	349.3	351.7
25 Raul FERNANDEZ	SPA	APRILIA	351.7	349.5	349.5	349.5	348.3	349.5	351.7
93 Marc MARQUEZ	SPA	DUCATI	351.7	350.6	349.5	348.3	348.3	349.5	351.7
10 Luca MARINI	ITA	HONDA	350.6	349.5	348.3	347.2	347.2	348.3	350.6
20 Fabio QUARTARARO	FRA	YAMAHA	350.6	350.6	349.5	349.5	347.2	348.8	350.6
36 Joan MIR	SPA	HONDA	350.6	349.5	349.5	349.5	348.3	349.3	350.6
41 Aleix ESPARGARO	SPA	APRILIA	350.6	349.5	349.5	349.5	347.2	348.9	350.6
72 Marco BEZZECCHI	ITA	DUCATI	350.6	350.6	347.2	347.2	346.1	348.3	350.6
88 Miguel OLIVEIRA	POR	APRILIA	350.6	349.5	349.5	347.2	346.1	348.6	350.6
5 Johann ZARCO	FRA	HONDA	349.5	349.5	348.3	347.2	346.1	347.4	349.5
12 Maverick VIÑALES	SPA	APRILIA	349.5	348.3	348.3	347.2	347.2	348.1	349.5
37 Augusto FERNANDEZ	SPA	KTM	349.5	347.2	347.2	347.2	347.2	347.7	349.5
42 Alex RINS	SPA	YAMAHA	349.5	348.3	348.3	348.3	348.3	348.5	349.5
43 Jack MILLER	AUS	KTM	349.5	348.3	347.2	346.1	346.1	347.4	349.5
73 Alex MARQUEZ	SPA	DUCATI	349.5	348.3	347.2	346.1	346.1	347.4	349.5
1 Francesco BAGNAIA	ITA	DUCATI	348.3	348.3	348.3	348.3	347.2	347.7	348.3
6 Stefan BRADL	GER	HONDA	346.1	346.1	346.1	345.0	345.0	345.7	346.1
30 Takaaki NAKAGAMI	JPN	HONDA	345.0	343.9	342.8	341.7	341.7	343.0	345.0
51 Michele PIRRO	ITA	DUCATI	345.0	342.8	339.6	337.5	333.3	339.6	345.0
31 Pedro ACOSTA	SPA	KTM	306.8					306.8	306.8

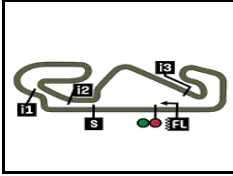
These data/results cannot be reproduced, stored and/or transmitted in whole or in part by any manner of electronic, mechanical, photocopying, recording, broadcasting or otherwise now known or herein after developed without the previous express consent by the copyright owner, except for reproduction in daily press and regular printed publications on sale to the public within 60 days of the event related to those data/results and always provided that copyright symbol appears together as follows below.

© DORNA, 2024

Official MotoGP Timing by TISSOT
www.motogp.com



Barcelona, Saturday, November 16, 2024




4657 m.

MOTUL SOLIDARITY GRAND PRIX OF BARCELONA

Tissot Sprint

Fastest Laps Sequence

Lap	Race Time	 Rider	Nation	Motorcycle	Time	Km/h	Riders's Lap
2	3'22.033	1 Francesco BAGNAIA	ITA	DUCATI	1'39.171	169.0	2

These data/results cannot be reproduced, stored and/or transmitted in whole or in part by any manner of electronic, mechanical, photocopying, recording, broadcasting or otherwise now known or herein after developed without the previous express consent by the copyright owner, except for reproduction in daily press and regular printed publications on sale to the public within 60 days of the event related to those data/results and always provided that copyright symbol appears together as follows below.

© DORNA, 2024

Official MotoGP Timing by TISSOT
www.motogp.com



Barcelona, Saturday, November 16, 2024