


5543 m.

PETRONAS GRAND PRIX OF MALAYSIA

Free Practice Nr. 1

Classification

3

	Rider	Nation	Team	Motorcycle	Time	Lap	Total	Gap	Top Speed
1	1 Francesco BAGNAIA	ITA	Ducati Lenovo Team	DUCATI	1'58.795	14	15		333.3
2	12 Maverick VIÑALES	SPA	Aprilia Racing	APRILIA	1'59.538	14	15	0.743 0.743	326.2
3	72 Marco BEZZECCHI	ITA	Pertamina Enduro VR46 Racing Te	DUCATI	1'59.848	15	17	1.053 0.310	329.2
4	43 Jack MILLER	AUS	Red Bull KTM Factory Racing	KTM	2'00.247	14	15	1.452 0.399	329.2
5	31 Pedro ACOSTA	SPA	Red Bull GASGAS Tech3	KTM	2'00.355	13	15	1.560 0.108	332.3
6	89 Jorge MARTIN	SPA	Prima Pramac Racing	DUCATI	2'00.442	16	16	1.647 0.087	330.2
7	73 Alex MARQUEZ	SPA	Gresini Racing MotoGP	DUCATI	2'00.491	16	17	1.696 0.049	328.2
8	20 Fabio QUARTARARO	FRA	Monster Energy Yamaha MotoGP	YAMAHA	2'00.584	7	14	1.789 0.093	330.2
9	29 Andrea IANNONE	ITA	Pertamina Enduro VR46 Racing Te	DUCATI	2'00.651	15	16	1.856 0.067	326.2
10	37 Augusto FERNANDEZ	SPA	Red Bull GASGAS Tech3	KTM	2'00.710	16	16	1.915 0.059	328.2
11	30 Takaaki NAKAGAMI	JPN	IDEMITSU Honda LCR	HONDA	2'00.718	16	17	1.923 0.008	327.2
12	93 Marc MARQUEZ	SPA	Gresini Racing MotoGP	DUCATI	2'00.769	11	15	1.974 0.051	327.2
13	21 Franco MORBIDELLI	ITA	Prima Pramac Racing	DUCATI	2'00.789	16	17	1.994 0.020	330.2
14	23 Enea BASTIANINI	ITA	Ducati Lenovo Team	DUCATI	2'00.816	7	14	2.021 0.027	333.3
15	33 Brad BINDER	RSA	Red Bull KTM Factory Racing	KTM	2'00.873	16	19	2.078 0.057	331.2
16	42 Alex RINS	SPA	Monster Energy Yamaha MotoGP	YAMAHA	2'00.958	15	16	2.163 0.085	329.2
17	5 Johann ZARCO	FRA	CASTROL Honda LCR	HONDA	2'01.207	13	14	2.412 0.249	329.2
18	32 Lorenzo SAVADORI	ITA	Trackhouse Racing	APRILIA	2'01.348	15	15	2.553 0.141	326.2
19	36 Joan MIR	SPA	Repsol Honda Team	HONDA	2'01.514	8	14	2.719 0.166	329.2
20	10 Luca MARINI	ITA	Repsol Honda Team	HONDA	2'01.849	6	17	3.054 0.335	326.2
21	25 Raul FERNANDEZ	SPA	Trackhouse Racing	APRILIA	2'01.853	10	16	3.058 0.004	328.2
22	41 Aleix ESPARGARO	SPA	Aprilia Racing	APRILIA	2'02.426	5	12	3.631 0.573	326.2

Practice condition: Dry

Air: 30°

Humidity: 77%

Ground: 35°

Fastest Lap:	Lap: 14	Francesco BAGNAIA	1'58.795	167.9 Km/h
Best Race Lap:	2023	Alex MARQUEZ	1'58.979	167.7 Km/h
All-Time Lap Record:	2023	Francesco BAGNAIA	1'57.491	169.8 Km/h

The results are provisional until the end of the limit for protest and appeals.

Time limit for protest expires 60' after publication of the results - Time:

These data/results cannot be reproduced, stored and/or transmitted in whole or in part by any manner of electronic, mechanical, photocopying, recording, broadcasting or otherwise now known or herein after developed without the previous express consent by the copyright owner, except for reproduction in daily press and regular printed publications on sale to the public within 60 days of the event related to those data/results and always provided that copyright symbol appears together as follows below.

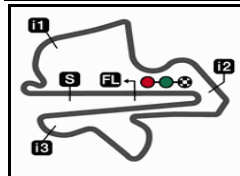
© DORNA, 2024

Official MotoGP Timing by TISSOT

www.motogp.com

Sepang, Friday, November 01, 2024





5543 m.

PETRONAS GRAND PRIX OF MALAYSIA

Free Practice Nr. 1

Top Speed & Average

4



Rider	Nation	Motorcycle	Top 5 speeds					Average	Top
1 Francesco BAGNAIA	ITA	DUCATI	333.3	333.3	333.3	332.3	331.2	332.0	333.3
23 Enea BASTIANINI	ITA	DUCATI	333.3	333.3	332.3	332.3	331.2	332.3	333.3
31 Pedro ACOSTA	SPA	KTM	332.3	332.3	331.2	331.2	330.2	331.1	332.3
33 Brad BINDER	RSA	KTM	331.2	330.2	330.2	329.2	329.2	329.7	331.2
20 Fabio QUARTARARO	FRA	YAMAHA	330.2	327.2	326.2	326.2	326.2	327.0	330.2
21 Franco MORBIDELLI	ITA	DUCATI	330.2	330.2	329.2	329.2	329.2	329.5	330.2
89 Jorge MARTIN	SPA	DUCATI	330.2	330.2	329.2	329.2	329.2	329.5	330.2
5 Johann ZARCO	FRA	HONDA	329.2	326.2	326.2	325.3	324.3	325.9	329.2
36 Joan MIR	SPA	HONDA	329.2	327.2	327.2	327.2	327.2	327.6	329.2
42 Alex RINS	SPA	YAMAHA	329.2	328.2	328.2	327.2	327.2	327.8	329.2
43 Jack MILLER	AUS	KTM	329.2	329.2	329.2	328.2	328.2	328.7	329.2
72 Marco BEZZECCHI	ITA	DUCATI	329.2	327.2	327.2	326.2	326.2	326.9	329.2
25 Raul FERNANDEZ	SPA	APRILIA	328.2	328.2	327.2	327.2	327.2	327.5	328.2
37 Augusto FERNANDEZ	SPA	KTM	328.2	327.2	327.2	326.2	326.2	327.0	328.2
73 Alex MARQUEZ	SPA	DUCATI	328.2	328.2	328.2	327.2	327.2	327.8	328.2
30 Takaaki NAKAGAMI	JPN	HONDA	327.2	325.3	324.3	324.3	323.3	324.6	327.2
93 Marc MARQUEZ	SPA	DUCATI	327.2	327.2	327.2	326.2	326.2	326.8	327.2
10 Luca MARINI	ITA	HONDA	326.2	326.2	325.3	325.3	325.3	325.6	326.2
12 Maverick VIÑALES	SPA	APRILIA	326.2	326.2	326.2	325.3	325.3	325.7	326.2
29 Andrea IANNONE	ITA	DUCATI	326.2	324.3	324.3	323.3	322.3	324.1	326.2
32 Lorenzo SAVADORI	ITA	APRILIA	326.2	326.2	325.3	325.3	324.3	325.5	326.2
41 Aleix ESPARGARO	SPA	APRILIA	326.2	325.3	324.3	321.4	321.4	323.7	326.2

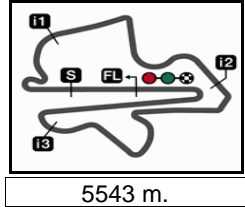
These data/results cannot be reproduced, stored and/or transmitted in whole or in part by any manner of electronic, mechanical, photocopying, recording, broadcasting or otherwise now known or herein after developed without the previous express consent by the copyright owner, except for reproduction in daily press and regular printed publications on sale to the public within 60 days of the event related to those data/results and always provided that copyright symbol appears together as follows below.

© DORNA, 2024

Official MotoGP Timing by TISSOT
www.motogp.com



Sepang, Friday, November 01, 2024



PETRONAS GRAND PRIX OF MALAYSIA
Free Practice Nr. 1
Chronological Analysis of Performances

5

* Lap / Sector time cancelled T1 Time from finish line to 1st intermediate T3 Time from 2nd intermed. to 3rd intermed.
P Crossing the finish line in pit lane T2 Time from 1st intermed. to 2nd intermed. T4 Time from 3rd intermediate to finish line
**Tyre data subject to further updates

Lap	Lap Time	T1	T2	T3	T4	Speed	Lap	Lap Time	T1	T2	T3	T4	Speed	
1st	1	Francesco BAGNAIA DUCATI ITA						12	8'34.345	25.629	28.580	38.108	30.678	
		Ducati Lenovo Team						13	2'00.271	24.972	27.595	37.293	30.411	326.2
		Runs=3 Total laps=15 Full laps=10 Valid laps=9						14	1'59.538	24.820	27.412	36.991	30.315	326.2
Run #	1	Front Tyre	Slick-Medium	Rear Tyre	Slick-Hard		15	2'02.804 *	24.846	29.035	38.216*	30.707	326.2	
		New Tyre		New Tyre										
1	2'58.147	27.568	31.618	40.900	31.770									
2	2'04.513	26.222	29.036	38.573	30.682	325.3								
3	2'02.527	25.347	28.378	38.198	30.604	330.2								
4	2'01.347	25.219	28.057	37.635	30.436	331.2								
5	2'01.825	24.921	27.918	38.049	30.937	333.3								
6	2'00.802	24.959	27.934	37.462	30.447	331.2								
7	2'14.332 P	26.427	29.345	38.849	39.711	331.2								
Run #	2	Front Tyre	Slick-Medium	Rear Tyre	Slick-Hard									
		7 Laps at start		7 Laps at start										
8	7'57.368	26.617	29.852	39.946	1'11.424									
9	2'02.167	25.645	28.359	37.634	30.529	329.2								
10	2'09.890 P	25.092	27.997	37.620	39.181	331.2								
Run #	3	Front Tyre	Slick-Soft	Rear Tyre	Slick-Medium									
		New Tyre		New Tyre										
11	9'53.190	26.720	28.752	38.158	30.301									
12	1'59.337	24.681	27.541	37.028	30.087	331.2								
13	2'03.099 *	24.642	27.404	40.273	30.780*	332.3								
14	1'58.795	24.696	27.349	36.646	30.104	333.3								
15	1'58.805	24.474	27.282	36.945	30.104	333.3								
2nd	12	Maverick VIÑALES APRILIA SPA												
		Aprilia Racing												
		Runs=3 Total laps=15 Full laps=10 Valid laps=9												
Run #	1	Front Tyre	Slick-Medium	Rear Tyre	Slick-Hard									
		New Tyre		New Tyre										
1	3'00.244	25.454	29.664	40.583	31.557									
2	2'05.265	25.846	29.220	38.753	31.446	316.7								
3	2'03.388	25.606	28.319	38.183	31.280	318.5								
4	2'02.313	25.340	28.096	37.756	31.121	322.3								
5	2'01.962	25.188	28.144	37.649	30.981	325.3								
6	2'02.209	25.287	28.147	37.755	31.020	325.3								
7	2'19.422 P	27.675	30.276	40.054	41.417	307.6								
Run #	2	Front Tyre	Slick-Medium	Rear Tyre	Slick-Hard									
		7 Laps at start		7 Laps at start										
8	9'36.895	25.332	29.007	38.285	31.069									
9	2'02.334	25.396	28.150	37.794	30.994	323.3								
10	2'01.955	25.190	28.092	37.735	30.938	325.3								
11	2'15.066 P	27.119	28.292	37.735	41.920	325.3								
Run #	3	Front Tyre	Slick-Soft	Rear Tyre	Slick-Medium									
		New Tyre		New Tyre										
3rd	72	Marco BEZZECCHI DUCATI ITA												
		Pertamina Enduro VR46 Racing Team												
		Runs=3 Total laps=17 Full laps=12 Valid laps=11												
Run #	1	Front Tyre	Slick-Medium	Rear Tyre	Slick-Hard									
		New Tyre		New Tyre										
1	2'31.743	27.245	30.668	40.293	33.614									
2	2'08.262	25.867	30.387	41.002	31.006	318.5								
3	2'02.515	25.292	27.956	38.531	30.736	329.2								
4	2'01.101	25.172	27.968	37.510	30.451	326.2								
5	2'01.108	24.962	27.844	37.730	30.572	326.2								
6	2'09.876 P	25.181	27.887	37.605	39.203	322.3								
Run #	2	Front Tyre	Slick-Medium	Rear Tyre	Slick-Hard									
		6 Laps at start		6 Laps at start										
7	8'25.138	25.589	29.515	39.097	31.242									
8	2'02.059	25.353	28.290	37.787	30.629	325.3								
9	2'01.692	25.045	28.118	37.781	30.748	327.2								
10	2'01.363	25.173	27.901	37.610	30.679	323.3								
11	2'01.128	25.102	27.835	37.354	30.837	327.2								
12	2'01.211	25.163	27.990	37.475	30.583	325.3								
13	2'12.164 P	25.913	28.530	38.370	39.351	324.3								
Run #	3	Front Tyre	Slick-Soft	Rear Tyre	Slick-Medium									
		New Tyre		New Tyre										
14	6'47.164	24.364	28.470	38.025	30.414									
15	1'59.848	24.856	27.485	37.236	30.271	325.3								
16	2'00.758	24.735	27.414	38.085	30.524	326.2								
17	1'59.285	24.661	27.504	36.869	30.251	326.2								
4th	43	Jack MILLER KTM AUS												
		Red Bull KTM Factory Racing												
		Runs=3 Total laps=15 Full laps=10 Valid laps=9												
Run #	1	Front Tyre	Slick-Medium	Rear Tyre	Slick-Hard									
		New Tyre		New Tyre										
1	2'32.755	27.577	31.010	39.978	31.302									
2	2'03.237	25.813	28.560	38.128	30.736	325.3								
3	2'02.321	25.347	28.269	38.047	30.658	327.2								
4	2'01.622	25.209	28.041	37.755	30.617	327.2								
5	2'01.543	25.149	28.023	37.799	30.572	328.2								
6	2'01.741	25.144	28.144	37.637	30.816	327.2								
7	2'28.754 P	28.256	33.887	42.012	44.599	326.2								

Fastest Lap: Francesco BAGNAIA Ducati Lenovo Team ITA **1'58.795** 24.696 27.349 36.646 30.104

These data/results cannot be reproduced, stored and/or transmitted in whole or in part by any manner of electronic, mechanical, photocopying, recording, broadcasting or otherwise now known or herein after developed without the previous express consent by the copyright owner, except for reproduction in daily press and regular printed publications on sale to the public within 60 days of the event related to those data/results and always provided that copyright symbol appears together as follows below.
© DORNA, 2024



Free Practice Nr. 1

MotoGP

Lap	Lap Time	T1	T2	T3	T4	Speed	Lap	Lap Time	T1	T2	T3	T4	Speed				
Run # 2	Front Tyre Slick-Medium		Rear Tyre Slick-Hard				13	2'14.261	P	27.950	28.860	37.703	39.748	322.3			
		7 Laps at start		7 Laps at start				Run # 3	Front Tyre Slick-Medium		Rear Tyre Slick-Hard						
8	12'56.724	27.015	29.426	40.553	30.656			13 Laps at start		13 Laps at start							
9	2'01.548	25.112	28.104	37.698	30.634	328.2	14	7'35.617	24.562	28.376	37.732	30.521					
10	2'01.239	25.104	27.983	37.542	30.610	328.2	15	2'00.907	25.209	27.982	37.294	30.422	329.2				
11	2'08.051	24.969	28.006	42.067	33.009	329.2	16	2'00.442	24.860	27.895	37.220	30.467	330.2				
12	2'16.832	P	25.103	29.763	42.281	326.2											
Run # 3	Front Tyre Slick-Medium		Rear Tyre Slick-Hard		New Tyre												
		12 Laps at start															
13	4'58.355	24.911	28.612	38.150	30.385												
14	2'00.247	24.871	27.769	37.321	30.286	329.2											
15	2'00.777	24.987	27.719	37.512	30.559	329.2											
5th	31	Pedro ACOSTA		KTM	SPA												
		Red Bull GASGAS Tech3															
		Runs=2		Total laps=15	Full laps=12	Valid laps=11											
Run # 1	Front Tyre Slick-Medium		Rear Tyre Slick-Hard		New Tyre												
		New Tyre		New Tyre													
1	2'41.298	27.650	30.312	42.377	31.659												
2	2'04.472	25.971	28.990	38.635	30.876	321.4											
3	2'02.400	25.306	28.212	38.219	30.663	329.2											
4	2'01.516	25.067	28.153	37.724	30.572	331.2											
5	2'09.871	32.444	28.755	38.009	30.663	332.3											
6	2'02.022	25.130	28.164	37.953	30.775	328.2											
7	2'01.440	25.097	28.182	37.561	30.600	329.2											
8	2'01.135	24.904	28.151	37.554	30.526	329.2											
9	2'20.045	P	29.042	30.583	39.357	330.2											
Run # 2	Front Tyre Slick-Medium		Rear Tyre Slick-Hard		New Tyre												
		New Tyre		New Tyre													
10	13'48.332	27.279	29.706	39.578	30.778												
11	2'03.486	25.330	28.110	39.507	30.539	328.2											
12	2'00.758	24.975	28.037	37.356	30.390	330.2											
13	2'00.355	24.841	27.860	37.343	30.311	329.2											
14	2'06.087	24.728	27.872	42.187	31.300	331.2											
15	2'00.917	25.079	27.935	37.287	30.616	332.3											
		unfinished		24.766	27.936	330.2											
Run # 3	Front Tyre Slick-Medium		Rear Tyre Slick-Hard		New Tyre												
		New Tyre		New Tyre													
14	6'43.859	25.490	29.264	38.468	30.898												
15	2'01.450	25.204	28.158	37.542	30.546	326.2											
16	2'00.491	24.926	27.753	37.413	30.399	326.2											
17	2'06.874	26.768	31.113	38.310	30.683	325.3											
8th	20	Fabio QUARTARARO		YAMAHA	FRA												
		Monster Energy Yamaha MotoGP Team															
		Runs=3		Total laps=14	Full laps=9	Valid laps=9											
Run # 1	Front Tyre Slick-Medium		Rear Tyre Slick-Hard		New Tyre												
		New Tyre		New Tyre													
1	3'25.944	26.498	30.174	39.729	31.294												
2	2'03.470	25.604	28.308	38.623	30.935	325.3											
3	2'01.655	25.139	27.957	37.936	30.623	326.2											
4	2'01.416	25.004	27.961	37.825	30.626	326.2											
5	2'01.226	24.961	27.956	37.730	30.579	326.2											
6	2'01.245	25.036	27.928	37.669	30.612	326.2											
7	2'00.584	24.958	27.725	37.348	30.553	325.3											
8	2'00.584	24.874	27.756	37.329	30.625	327.2											
9	2'13.563	P	25.839	28.867	39.831	321.4											
Run # 2	Front Tyre Slick-Medium		Rear Tyre Slick-Hard		New Tyre												
		9 Laps at start		New Tyre													
10	12'08.401	27.989	28.924	38.022	30.655												
11	2'34.109	P	25.085	27.982	37.638	1'03.404	330.2										
Run # 3	Front Tyre Slick-Medium		Rear Tyre Slick-Hard		New Tyre												
		11 Laps at start		2 Laps at start													
12	8'26.032	26.403	28.758	38.193	30.709												
13	2'01.210	25.111	28.012	37.436	30.651	324.3											

Fastest Lap: Francesco BAGNAIA Ducati Lenovo Team ITA 1'58.795 24.696 27.349 36.646 30.104

These data/results cannot be reproduced, stored and/or transmitted in whole or in part by any manner of electronic, mechanical, photocopying, recording, broadcasting or otherwise now known or herein after developed without the previous express consent by the copyright owner, except for reproduction in daily press and regular printed publications on sale to the public within 60 days of the event related to those data/results and always provided that copyright symbol appears together as follows below.
© DORNA, 2024

Official MotoGP Timing by TISSOT
www.motogp.com



Sepang, Friday, November 01, 2024

Free Practice Nr. 1

MotoGP

Lap	Lap Time	T1	T2	T3	T4	Speed	Lap	Lap Time	T1	T2	T3	T4	Speed
14	2'00.791	24.931	27.903	37.362	30.595	325.3	Run # 1	<i>Front Tyre</i>	<i>Slick-Medium</i>	<i>Rear Tyre</i>	<i>Slick-Hard</i>		
9th	29	Andrea IANNONE		DUCATI	ITA		New Tyre		New Tyre				
		Pertamina Enduro VR46 Racing Team											
		Runs=3 Total laps=16 Full laps=11 Valid laps=10											
Run #	1	<i>Front Tyre</i>	<i>Slick-Medium</i>	<i>Rear Tyre</i>	<i>Slick-Hard</i>								
		New Tyre		New Tyre									
1	3'04.030	30.110	33.578	42.788	33.823		1	2'59.422	28.205	31.933	40.894	31.945	
2	2'11.939	28.135	30.123	41.358	32.323	283.4	2	2'04.763	26.132	28.771	38.748	31.112 313.0	
3	2'08.005	26.795	29.220	40.053	31.937	288.7	3	2'02.834	25.460	28.200	38.224	30.950 321.4	
4	2'06.364	26.209	28.781	39.735	31.639	307.6	4	2'05.962	25.203	27.988	37.745	35.026 321.4	
5	2'05.612	26.166	28.641	39.020	31.785	317.6	5	2'01.528	25.185	28.004	37.511	30.828 322.3	
6	2'04.441	25.858	28.308	38.818	31.457	315.7	6	2'01.589	25.021	27.955	37.653	30.960 324.3	
7	2'04.319	25.835	28.387	38.711	31.386	318.5	7	2'19.311 P	26.007	32.747	39.358	41.199 314.8	
8	2'21.910 P	27.857	30.683	40.252	43.118	323.3	Run # 2	<i>Front Tyre</i>	<i>Slick-Medium</i>	<i>Rear Tyre</i>	<i>Slick-Hard</i>		
Run #	2	<i>Front Tyre</i>	<i>Slick-Medium</i>	<i>Rear Tyre</i>	<i>Slick-Hard</i>			7 Laps at start		7 Laps at start			
		8 Laps at start		8 Laps at start									
9	9'38.247	27.470	29.347	40.993	43.820		8	8'39.640	28.209	29.914	39.206	31.090	
10	2'04.744	26.202	28.569	38.485	31.488	300.0	9	2'02.830	25.529	28.273	38.164	30.864 322.3	
11	2'04.195	26.729	28.334	37.999	31.133	324.3	10	2'01.734	25.130	28.008	37.815	30.781 323.3	
12	2'04.087	25.619	28.463	38.252	31.753	322.3	11	2'02.170	25.163	28.071	37.636	31.300 323.3	
13	2'15.250 P	26.504	28.900	39.546	40.300	307.6	12	2'01.795	25.144	28.077	37.666	30.908 324.3	
Run #	3	<i>Front Tyre</i>	<i>Slick-Soft</i>	<i>Rear Tyre</i>	<i>Slick-Medium</i>		13	2'15.931 P	26.592	29.839	39.587	39.913 322.3	
		New Tyre		New Tyre			Run #	3	<i>Front Tyre</i>	<i>Slick-Medium</i>	<i>Rear Tyre</i>	<i>Slick-Hard</i>	
14	5'22.404	29.228	30.572	40.493	30.784			New Tyre		New Tyre			
15	2'00.651	25.018	27.593	37.472	30.568	326.2	14	5'23.558	28.962	31.995	39.853	31.015	
16	2'22.242	24.997	27.570	44.335	45.340	324.3	15	2'10.676	28.204	33.365	38.377	30.730 321.4	
							16	2'00.718	24.925	27.896	37.402	30.495 325.3	
							17	2'00.784	24.918	27.709	37.536	30.621 327.2	
12th	93	Marc MARQUEZ		DUCATI	SPA								
		Gresini Racing MotoGP											
		Runs=3 Total laps=15 Full laps=10 Valid laps=9											
Run #	1	<i>Front Tyre</i>	<i>Slick-Medium</i>	<i>Rear Tyre</i>	<i>Slick-Hard</i>								
		New Tyre		New Tyre									
1	3'04.005	27.449	30.383	40.143	31.529								
2	2'03.892	25.712	28.525	38.581	31.074	317.6							
3	2'02.854	25.368	28.181	38.556	30.749	322.3							
4	2'01.510	25.236	27.947	37.597	30.730	321.4							
5	2'01.424	25.153	28.009	37.582	30.680	322.3							
6	2'12.689 P	25.155	28.056	37.718	41.760	323.3							
Run #	2	<i>Front Tyre</i>	<i>Slick-Medium</i>	<i>Rear Tyre</i>	<i>Slick-Hard</i>								
		6 Laps at start		6 Laps at start									
7	10'11.237	26.266	30.082	39.493	31.323								
8	2'05.296	25.263	28.002	41.225	30.806	326.2							
9	2'01.073	25.056	27.897	37.515	30.605	327.2							
10	2'04.229	25.550	28.658	38.759	31.262	321.4							
11	2'00.769	25.071	27.882	37.291	30.525	326.2							
12	2'15.521 P	27.305	29.771	39.327	39.118	322.3							
Run #	3	<i>Front Tyre</i>	<i>Slick-Medium</i>	<i>Rear Tyre</i>	<i>Slick-Hard</i>								
		12 Laps at start		12 Laps at start									
13	7'48.601	26.384	29.489	39.001	31.229								
14	2'03.487	25.379	28.583	38.562	30.963	327.2							
15	2'01.224	25.149	28.064	37.449	30.562	327.2							
10th	37	Augusto FERNANDEZ		KTM	SPA								
		Red Bull GASGAS Tech3											
		Runs=3 Total laps=16 Full laps=11 Valid laps=11											
Run #	1	<i>Front Tyre</i>	<i>Slick-Medium</i>	<i>Rear Tyre</i>	<i>Slick-Hard</i>								
		New Tyre		New Tyre									
1	2'31.939	27.077	30.641	40.374	33.207								
2	2'08.508	25.972	29.702	40.652	32.182	291.8							
3	2'02.775	25.479	28.344	38.213	30.739	313.9							
4	2'01.811	25.146	28.106	37.832	30.727	316.7							
5	2'03.612	25.350	29.827	37.762	30.673	325.3							
6	2'01.554	25.081	28.151	37.588	30.734	324.3							
7	2'12.215 P	25.260	28.562	37.995	40.398	326.2							
Run #	2	<i>Front Tyre</i>	<i>Slick-Medium</i>	<i>Rear Tyre</i>	<i>Slick-Hard</i>								
		7 Laps at start		7 Laps at start									
8	9'52.713	30.435	30.957	40.171	31.473								
9	2'02.622	25.331	28.336	38.049	30.906	325.3							
10	2'01.803	25.056	28.234	37.854	30.659	327.2							
11	2'01.751	25.043	28.314	37.725	30.669	326.2							
12	2'01.475	25.038	28.283	37.472	30.682	327.2							
13	2'15.442 P	27.278	29.196	38.198	40.770	325.3							
Run #	3	<i>Front Tyre</i>	<i>Slick-Medium</i>	<i>Rear Tyre</i>	<i>Slick-Hard</i>								
		New Tyre		New Tyre									
14	5'43.863	24.797	29.130	40.876	31.955								
15	2'04.357	26.926	28.768	38.075	30.588	322.3							
16	2'00.710	24.998	27.947	37.420	30.345	328.2							
11th	30	Takaaki NAKAGAMI		HONDA	JPN								
		IDEMITSU Honda LCR											
		Runs=3 Total laps=17 Full laps=12 Valid laps=11											
Run #	1	<i>Front Tyre</i>	<i>Slick-Medium</i>	<i>Rear Tyre</i>	<i>Slick-Hard</i>								
		New Tyre		New Tyre									
1	2'36.926	29.015	32.334	42.527	32.114								
2	2'05.223	26.163	28.903	38.971	31.186	312.1							

Fastest Lap: Francesco BAGNAIA Ducati Lenovo Team ITA 1'58.795 24.696 27.349 36.646 30.104

These data/results cannot be reproduced, stored and/or transmitted in whole or in part by any manner of electronic, mechanical, photocopying, recording, broadcasting or otherwise now known or herein after developed without the previous express consent by the copyright owner, except for reproduction in daily press and regular printed publications on sale to the public within 60 days of the event related to those data/results and always provided that copyright symbol appears together as follows below.
© DORNA, 2024

Official MotoGP Timing by TISSOT
www.motogp.com



Free Practice Nr. 1

MotoGP

Lap	Lap Time	T1	T2	T3	T4	Speed	Lap	Lap Time	T1	T2	T3	T4	Speed
3	2'02.811	25.365	28.419	38.356	30.671	326.2	Run # 3	Front Tyre Slick-Medium	Rear Tyre Slick-Hard				
4	2'01.739	25.141	28.151	37.881	30.566	323.3	9 Laps at start			9 Laps at start			
5	2'01.223	25.034	27.893	37.751	30.545	327.2	10	11'56.125	25.708	29.312	38.739	30.833	
6	2'06.527	24.972	27.950	38.145	35.460	329.2	11	2'01.932	25.256	28.183	37.762	30.731	328.2
7	2'00.862	25.090	27.847	37.402	30.523	330.2	12	2'01.154	25.108	27.951	37.520	30.575	330.2
8	2'25.573 P	27.662	32.865	42.572	42.474	319.5	13	2'08.620	26.851	28.536	39.751	33.482	332.3
Run # 2	Front Tyre Slick-Medium	Rear Tyre Slick-Hard					14	2'01.297	25.157	28.042	37.466	30.632	329.2
8 Laps at start		8 Laps at start					15th 33 Brad BINDER KTM RSA						
9	8'54.907	27.296	29.313	38.185	30.726		Red Bull KTM Factory Racing						
10	2'01.047	25.052	27.975	37.409	30.611	328.2	Runs=2 Total laps=19 Full laps=16 Valid laps=15						
11	2'08.653	24.974	27.885	45.005	30.789	328.2	Run # 1	Front Tyre Slick-Medium	Rear Tyre Slick-Hard				
12	2'16.081 P	25.025	27.820	41.033	42.203	329.2	New Tyre		New Tyre				
Run # 3	Front Tyre Slick-Medium	Rear Tyre Slick-Hard					1	2'33.490	28.970	31.048	40.911	31.344	
12 Laps at start		12 Laps at start					2	2'05.193	26.175	28.926	39.238	30.854	320.4
13	5'31.111	29.988	28.839	37.965	30.628		3	2'02.710	25.320	28.226	38.464	30.700	324.3
14	2'02.959	25.243	29.329	37.794	30.593	329.2	4	2'01.686	25.153	27.965	37.931	30.637	325.3
15	2'00.809	24.989	27.914	37.353	30.553	329.2	5	2'01.357	25.107	28.051	37.792	30.407	328.2
16	2'00.789	24.911	27.846	37.400	30.632	330.2	6	2'01.345	24.931	27.973	37.847	30.594	330.2
17	2'24.611	31.488	37.354	42.805	32.964	306.8	7	2'01.601	25.075	28.040	37.800	30.686	327.2
Run # 4	Front Tyre Slick-Medium	Rear Tyre Slick-Hard					8	2'01.897	25.177	28.059	37.863	30.798	327.2
17 Laps at start		17 Laps at start					9	2'01.630	25.145	28.126	37.665	30.694	329.2
1	2'36.926	29.015	32.334	42.527	32.114		10	2'18.936 P	27.680	29.325	40.075	41.856	331.2
2	2'05.223	26.163	28.903	38.971	31.186	312.1	Run # 2	Front Tyre Slick-Medium	Rear Tyre Slick-Hard				
3	2'02.811	25.365	28.419	38.356	30.671	326.2	New Tyre		New Tyre				
4	2'01.739	25.141	28.151	37.881	30.566	323.3	11	8'48.993	26.993	29.592	39.530	30.880	
5	2'01.223	25.034	27.893	37.751	30.545	327.2	12	2'01.839	25.280	28.180	37.761	30.618	328.2
6	2'06.527	24.972	27.950	38.145	35.460	329.2	13	2'00.983	24.853	27.838	37.698	30.594	329.2
7	2'00.862	25.090	27.847	37.402	30.523	330.2	14	2'05.566	28.512	28.141	38.029	30.884	329.2
8	2'25.573 P	27.662	32.865	42.572	42.474	319.5	15	2'00.998	25.010	27.938	37.589	30.461	327.2
9	8'54.907	27.296	29.313	38.185	30.726		16	2'00.873	24.938	27.844	37.531	30.560	328.2
10	2'01.047	25.052	27.975	37.409	30.611	328.2	17	2'00.967	24.984	27.929	37.543	30.511	330.2
11	2'08.653	24.974	27.885	45.005	30.789	328.2	18	2'01.022	24.972	27.959	37.487	30.604	329.2
12	2'16.081 P	25.025	27.820	41.033	42.203	329.2	19	2'05.224	25.003	28.294	41.103	30.824	329.2
13	5'31.111	29.988	28.839	37.965	30.628		16th 42 Alex RINS YAMAHA SPA						
14	2'02.959	25.243	29.329	37.794	30.593	329.2	Monster Energy Yamaha MotoGP Team						
15	2'00.809	24.989	27.914	37.353	30.553	329.2	Runs=3 Total laps=16 Full laps=11 Valid laps=11						
16	2'00.789	24.911	27.846	37.400	30.632	330.2	Run # 1	Front Tyre Slick-Medium	Rear Tyre Slick-Hard				
17	2'24.611	31.488	37.354	42.805	32.964	306.8	New Tyre		New Tyre				
14th 23 Enea BASTIANINI DUCATI ITA						1	2'24.545	27.010	31.490	40.678	32.184		
Ducati Lenovo Team						2	2'06.787	26.831	29.672	38.881	31.403	297.5	
Runs=3 Total laps=14 Full laps=9 Valid laps=8						3	2'03.200	25.691	28.696	38.012	30.801	318.5	
Run # 1	Front Tyre Slick-Medium	Rear Tyre Slick-Hard					4	2'02.443	25.519	28.308	37.949	30.667	316.7
New Tyre		New Tyre					5	2'02.269	25.293	28.353	37.763	30.860	327.2
1	2'59.738	27.393	32.320	41.426	31.975		6	2'17.841 P	26.609	29.591	41.346	40.295	329.2
2	2'14.158 P	26.209	29.267	38.745	39.937	310.3	Run # 2	Front Tyre Slick-Medium	Rear Tyre Slick-Hard				
Run # 2	Front Tyre Slick-Medium	Rear Tyre Slick-Hard					6 Laps at start		6 Laps at start				
2 Laps at start		2 Laps at start					7	10'20.298	25.584	29.314	38.545	30.936	
3	7'28.944	26.757	29.124	38.647	30.727		8	2'02.892	25.391	28.307	38.571	30.623	327.2
4	2'01.594	25.158	28.141	37.869	30.426	331.2	9	2'01.894	25.327	28.252	37.608	30.707	327.2
5	2'02.495	26.076	28.255	37.712	30.452	332.3	10	2'15.160 P	28.521	28.403	39.100	39.136	328.2
6	2'00.962	25.027	27.983	37.575	30.377	333.3	Run # 3	Front Tyre Slick-Medium	Rear Tyre Slick-Hard				
7	2'00.816	25.107	27.829	37.524	30.356	333.3	New Tyre		New Tyre				
8	2'00.595	24.845	27.921	37.414	30.415	331.2	11	5'22.089	25.761	29.787	38.801	30.805	
9	2'13.506 P	25.848	29.339	38.835	39.484	329.2	12	2'01.159	25.160	28.089	37.593	30.317	326.2

Fastest Lap: Francesco BAGNAIA Ducati Lenovo Team ITA 1'58.795 24.696 27.349 36.646 30.104

These data/results cannot be reproduced, stored and/or transmitted in whole or in part by any manner of electronic, mechanical, photocopying, recording, broadcasting or otherwise now known or herein after developed without the previous express consent by the copyright owner, except for reproduction in daily press and regular printed publications on sale to the public within 60 days of the event related to those data/results and always provided that copyright symbol appears together as follows below.
© DORNA, 2024

Official MotoGP Timing by TISSOT
www.motogp.com



Sepang, Friday, November 01, 2024

Free Practice Nr. 1

MotoGP

Lap	Lap Time	T1	T2	T3	T4	Speed	Lap	Lap Time	T1	T2	T3	T4	Speed
13	2'01.078	25.061	27.982	37.571	30.464	325.3	Run # 1	Front Tyre	Slick-Medium	Rear Tyre	Slick-Hard		
14	2'00.991	25.039	27.971	37.378	30.603	328.2		New Tyre		New Tyre			
15	2'00.958	25.129	27.847	37.433	30.549	327.2	1	2'15.549	26.912	30.291	39.759	31.360	
16	2'09.789	29.071	31.551	38.122	31.045	323.3	2	2'03.791	25.910	28.646	38.357	30.878	324.3

17th **5** **Johann ZARCO** HONDA FRA
 CASTROL Honda LCR
 Runs=3 Total laps=14 Full laps=9 Valid laps=8

Run #	1	Front Tyre	Slick-Medium	Rear Tyre	Slick-Hard	
		New Tyre		New Tyre		
1	2'47.911	27.544	30.692	42.383	31.959	
2	2'04.648	26.377	28.857	38.377	31.037	299.1
3	2'04.663	25.580	28.333	39.876	30.874	304.2
4	2'03.092	25.456	28.171	37.805	31.660	316.7
5	2'01.623	25.311	27.950	37.607	30.755	324.3
6	2'01.913	25.227	28.061	37.960	30.665	324.3
7	2'16.623	P 25.276	27.912	43.590	39.845	323.3

Run #	2	Front Tyre	Slick-Medium	Rear Tyre	Slick-Hard	
		7 Laps at start		7 Laps at start		
8	12'44.423	27.272	30.945	38.796	30.959	
9	2'02.706	25.609	28.292	37.999	30.806	320.4
10	2'01.525	25.202	27.991	37.589	30.743	325.3
11	2'23.141	P 25.103	28.149	42.607	47.282	326.2

Run #	3	Front Tyre	Slick-Medium	Rear Tyre	Slick-Hard	
		New Tyre		New Tyre		
12	7'40.096	26.966	28.991	38.057	30.544	
13	2'01.207	25.211	27.947	37.398	30.651	329.2
14	2'01.379	* 25.178	27.890	37.722*	30.589	326.2

18th **32** **Lorenzo SAVADORI** APRILIA ITA
 Trackhouse Racing
 Runs=3 Total laps=15 Full laps=10 Valid laps=10

Run #	1	Front Tyre	Slick-Medium	Rear Tyre	Slick-Hard	
		New Tyre		New Tyre		
1	2'37.637	27.787	30.951	41.987	33.117	
2	2'08.563	26.477	29.213	39.507	33.366	314.8
3	2'04.731	25.776	28.626	38.587	31.742	320.4
4	2'13.513	26.103	30.706	43.000	33.704	322.3
5	2'04.372	25.562	28.812	38.523	31.475	324.3
6	2'19.946	P 26.985	29.400	42.184	41.377	318.5

Run #	2	Front Tyre	Slick-Medium	Rear Tyre	Slick-Hard	
		6 Laps at start		6 Laps at start		
7	8'19.525	24.829	28.838	38.461	31.227	
8	2'03.811	25.741	28.328	38.420	31.322	325.3
9	2'07.041	27.484	29.127	38.871	31.559	326.2
10	2'10.175	25.747	30.542	39.358	34.528	323.3
11	2'04.107	25.724	28.453	38.536	31.394	321.4
12	2'21.437	P 27.412	29.840	42.906	41.279	319.5

Run #	3	Front Tyre	Slick-Soft	Rear Tyre	Slick-Medium	
		New Tyre		New Tyre		
13	8'18.956	36.199	28.991	40.567	32.693	
14	2'06.043	27.269	28.775	38.780	31.219	326.2
15	2'01.348	25.245	27.831	37.484	30.788	325.3

19th **36** **Joan MIR** HONDA SPA
 Repsol Honda Team
 Runs=3 Total laps=14 Full laps=9 Valid laps=9

Run #	1	Front Tyre	Slick-Medium	Rear Tyre	Slick-Hard	
		New Tyre		New Tyre		
1	2'15.549	26.912	30.291	39.759	31.360	
2	2'03.791	25.910	28.646	38.357	30.878	324.3
3	2'02.662	25.530	28.312	37.989	30.831	326.2
4	2'02.467	25.332	28.301	37.967	30.867	327.2
5	2'25.681	P 25.434	34.944	42.693	42.610	326.2

Run #	2	Front Tyre	Slick-Medium	Rear Tyre	Slick-Hard	
		5 Laps at start		5 Laps at start		
6	11'17.739	25.001	29.069	38.817	30.784	
7	2'02.125	25.341	28.245	37.786	30.753	327.2
8	2'01.514	25.239	28.092	37.589	30.594	325.3
9	2'18.017	P 26.196	29.904	41.912	40.005	327.2

Run #	3	Front Tyre	Slick-Medium	Rear Tyre	Slick-Hard	
		9 Laps at start		9 Laps at start		
10	8'30.194	25.412	29.166	38.709	30.933	
11	2'02.151	25.285	28.350	37.712	30.804	326.2
12	2'24.063	25.202	28.248	37.860	52.753	329.2
13	2'05.707	27.862	28.874	38.157	30.814	305.0
14	2'02.010	25.280	28.224	37.830	30.676	327.2

20th **10** **Luca MARINI** HONDA ITA
 Repsol Honda Team
 Runs=3 Total laps=17 Full laps=12 Valid laps=11

Run #	1	Front Tyre	Slick-Medium	Rear Tyre	Slick-Hard	
		New Tyre		New Tyre		
1	2'25.816	28.496	31.322	40.477	33.168	
2	2'04.827	26.087	29.042	38.549	31.149	318.5
3	2'02.570	25.527	28.242	38.032	30.769	323.3
4	2'02.057	25.428	28.046	37.788	30.795	323.3
5	2'02.106	25.347	28.099	37.850	30.810	323.3
6	2'01.849	25.186	28.009	37.776	30.878	324.3
7	2'23.678	P 30.144	32.528	40.969	40.037	322.3

Run #	2	Front Tyre	Slick-Medium	Rear Tyre	Slick-Hard	
		7 Laps at start		7 Laps at start		
8	6'40.415	24.674	28.840	38.239	30.957	
9	2'02.208	25.280	28.171	37.930	30.827	326.2
10	2'02.221	25.238	28.116	38.043	30.824	325.3
11	2'01.957	25.230	28.103	37.749	30.875	326.2
12	2'02.059	25.276	28.223	37.684	30.876	325.3
13	2'17.604	P 27.420	30.410	39.188	40.586	324.3

Run #	3	Front Tyre	Slick-Medium	Rear Tyre	Slick-Hard	
		13 Laps at start		13 Laps at start		
14	7'09.386	25.217	29.491	39.293	31.060	
15	2'02.893	* 25.377	28.378	37.846	31.292*	325.3
16	2'02.473	25.351	28.289	37.862	30.971	325.3
17	2'02.575	25.397	28.307	37.883	30.988	316.7

21st **25** **Raul FERNANDEZ** APRILIA SPA
 Trackhouse Racing
 Runs=4 Total laps=16 Full laps=11 Valid laps=27

Run #	1	Front Tyre	Slick-Medium	Rear Tyre	Slick-Hard	
		New Tyre		New Tyre		
1	3'10.474	26.330	30.378	39.890	32.580	
2	2'04.018	25.670	28.724	38.352	31.272	324.3
3	2'04.067	25.560	28.467	38.318	31.722	325.3

Fastest Lap: Francesco BAGNAIA Ducati Lenovo Team ITA 1'58.795 24.696 27.349 36.646 30.104

These data/results cannot be reproduced, stored and/or transmitted in whole or in part by any manner of electronic, mechanical, photocopying, recording, broadcasting or otherwise now known or herein after developed without the previous express consent by the copyright owner, except for reproduction in daily press and regular printed publications on sale to the public within 60 days of the event related to those data/results and always provided that copyright symbol appears together as follows below.
 © DORNA, 2024



Free Practice Nr. 1

MotoGP

Lap	Lap Time	T1	T2	T3	T4	Speed	Lap	Lap Time	T1	T2	T3	T4	Speed
4	2'02.890	25.425	28.271	38.162	31.032	327.2	11	10'24.597	25.940	29.620	38.760	30.813	
5	2'02.996	25.467	28.204	38.198	31.127	326.2	12	2'11.970 P	25.337	28.200	38.308	40.125	326.2
6	2'12.416 P	25.471	28.467	38.307	40.171	324.3							
Run # 2	<i>Front Tyre Slick-Medium Rear Tyre Slick-Hard</i>												
	6 Laps at start				New Tyre								
7	8'00.001	25.475	29.466	38.655	30.887								
8	2'02.242	25.306	28.031	38.234	30.671	325.3							
9	2'01.917	25.392	28.058	37.733	30.734	328.2							
10	2'01.853	25.082	28.023	37.712	31.036	326.2							
11	2'18.864 P	28.642	28.777	41.092	40.353	327.2							
Run # 3	<i>Front Tyre Slick-Medium Rear Tyre Slick-Hard</i>												
	11 Laps at start				5 Laps at start								
12	7'51.901	25.018	29.357	38.993	31.237								
13	2'02.891	25.550	28.414	38.003	30.924	327.2							
14	2'02.542	25.195	28.227	37.658	31.462	327.2							
15	2'01.899	25.230	28.112	37.764	30.793	328.2							
16	2'11.500	25.215	28.132	39.116	39.037	326.2							
Run # 4	<i>Front Tyre Slick-Medium Rear Tyre Slick-Hard</i>												
	16 Laps at start				10 Laps at start								
1	3'10.474	26.330	30.378	39.890	32.580								
2	2'04.018	25.670	28.724	38.352	31.272	324.3							
3	2'04.067	25.560	28.467	38.318	31.722	325.3							
4	2'02.890	25.425	28.271	38.162	31.032	327.2							
5	2'02.996	25.467	28.204	38.198	31.127	326.2							
6	2'12.416 P	25.471	28.467	38.307	40.171	324.3							
7	8'00.001	25.475	29.466	38.655	30.887								
8	2'02.242	25.306	28.031	38.234	30.671	325.3							
9	2'01.917	25.392	28.058	37.733	30.734	328.2							
10	2'01.853	25.082	28.023	37.712	31.036	326.2							
11	2'18.864 P	28.642	28.777	41.092	40.353	327.2							
12	7'51.901	25.018	29.357	38.993	31.237								
13	2'02.891	25.550	28.414	38.003	30.924	327.2							
14	2'02.542	25.195	28.227	37.658	31.462	327.2							
15	2'01.899	25.230	28.112	37.764	30.793	328.2							
16	2'11.500	25.215	28.132	39.116	39.037	326.2							

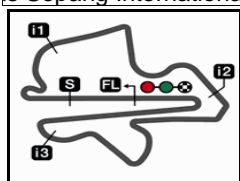
22nd 41 **Aleix ESPARGARO** APRILIA SPA
Aprilia Racing

Runs=3 Total laps=12 Full laps=6 Valid laps=6

Run #	1	<i>Front Tyre Slick-Medium Rear Tyre Slick-Hard</i>				
		New Tyre		New Tyre		
1	2'47.749	26.333	30.030	40.182	32.573	
2	2'04.542	25.948	28.920	38.525	31.149	303.3
3	2'03.161	25.557	28.324	38.379	30.901	320.4
4	2'03.063	25.573	28.239	38.345	30.906	324.3
5	2'02.426	25.349	28.243	37.941	30.893	325.3
6	2'18.981 P	27.122	29.447	39.622	42.790	321.4
Run # 2	<i>Front Tyre Slick-Medium Rear Tyre Slick-Hard</i>					
	6 Laps at start		6 Laps at start			
7	10'07.665	27.580	29.597	39.520	31.657	
8	2'05.061	25.854	28.670	39.224	31.313	320.4
9	2'10.760	25.534	33.446	39.150	32.630	321.4
10	2'16.710 P	26.564	28.676	38.851	42.619	316.7
Run # 3	<i>Front Tyre Slick-Medium Rear Tyre Slick-Hard</i>					
	New Tyre		New Tyre			

Fastest Lap: Francesco BAGNAIA Ducati Lenovo Team ITA 1'58.795 24.696 27.349 36.646 30.104

These data/results cannot be reproduced, stored and/or transmitted in whole or in part by any manner of electronic, mechanical, photocopying, recording, broadcasting or otherwise now known or herein after developed without the previous express consent by the copyright owner, except for reproduction in daily press and regular printed publications on sale to the public within 60 days of the event related to those data/results and always provided that copyright symbol appears together as follows below.
© DORNA, 2024



5543 m.

PETRONAS GRAND PRIX OF MALAYSIA

Free Practice Nr. 1

Best Partial Times

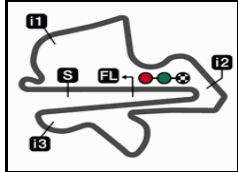
MotoGP™

IT Ideal Lap Time, sum of the best partial times

BT Best Lap Time

<i>T1</i>		<i>T2</i>		<i>T3</i>		<i>T4</i>				<i>IT</i>	<i>BT</i>	
<i>Pos</i>	<i>Rider</i>	<i>Time</i>	<i>Rider</i>	<i>Time</i>	<i>Rider</i>	<i>Time</i>	<i>Rider</i>	<i>Time</i>	<i>Pos</i>	<i>Rider</i>		
1	F.BAGNAIA	24.474	F.BAGNAIA	27.282	F.BAGNAIA	36.646	F.BAGNAIA	30.087	1	F.BAGNAIA	1'58.489	1'58.795 (1)
2	M.BEZZECCHI	24.661	M.VIÑALES	27.412	M.VIÑALES	36.991	M.BEZZECCHI	30.251	2	M.VIÑALES	1'59.538	1'59.538 (2)
3	P.ACOSTA	24.728	M.BEZZECCHI	27.414	J.MARTIN	37.220	J.MILLER	30.286	3	M.BEZZECCHI	1'59.562	1'59.848 (3)
4	M.VIÑALES	24.820	A.IANNONE	27.570	M.BEZZECCHI	37.236	P.ACOSTA	30.311	4	P.ACOSTA	2'00.186	2'00.355 (5)
5	E.BASTIANINI	24.845	T.NAKAGAMI	27.709	P.ACOSTA	37.287	M.VIÑALES	30.315	5	J.MILLER	2'00.197	2'00.247 (4)
6	B.BINDER	24.853	J.MILLER	27.719	M.MARQUEZ	37.291	A.RINS	30.317	6	J.MARTIN	2'00.309	2'00.442 (6)
7	J.MARTIN	24.858	F.QUARTARARO	27.725	J.MILLER	37.321	A.FERNANDEZ	30.345	7	E.BASTIANINI	2'00.444	2'00.816 (14)
8	J.MILLER	24.871	A.MARQUEZ	27.753	F.QUARTARARO	37.329	E.BASTIANINI	30.356	8	F.QUARTARAR	2'00.481	2'00.584 (8)
9	F.QUARTARARO	24.874	F.MORBIDELLI	27.820	F.MORBIDELLI	37.353	J.MARTIN	30.373	9	A.MARQUEZ	2'00.491	2'00.491 (7)
10	F.MORBIDELLI	24.911	E.BASTIANINI	27.829	A.RINS	37.378	A.MARQUEZ	30.399	10	T.NAKAGAMI	2'00.524	2'00.718 (11)
11	T.NAKAGAMI	24.918	L.SAVADORI	27.831	J.ZARCO	37.398	B.BINDER	30.407	11	A.RINS	2'00.581	2'00.958 (16)
12	A.MARQUEZ	24.926	B.BINDER	27.838	T.NAKAGAMI	37.402	T.NAKAGAMI	30.495	12	B.BINDER	2'00.585	2'00.873 (15)
13	A.IANNONE	24.997	A.RINS	27.847	A.MARQUEZ	37.413	F.MORBIDELLI	30.523	13	F.MORBIDELLI	2'00.607	2'00.789 (13)
14	A.FERNANDEZ	24.998	J.MARTIN	27.858	E.BASTIANINI	37.414	M.MARQUEZ	30.525	13	A.IANNONE	2'00.607	2'00.651 (9)
15	A.RINS	25.039	P.ACOSTA	27.860	A.FERNANDEZ	37.420	J.ZARCO	30.544	15	A.FERNANDEZ	2'00.710	2'00.710 (10)
16	M.MARQUEZ	25.056	M.MARQUEZ	27.882	A.IANNONE	37.472	F.QUARTARARO	30.553	16	M.MARQUEZ	2'00.754	2'00.769 (12)
17	R.FERNANDEZ	25.082	J.ZARCO	27.890	L.SAVADORI	37.484	A.IANNONE	30.568	17	J.ZARCO	2'00.935	2'01.207 (17)
18	J.ZARCO	25.103	A.FERNANDEZ	27.947	B.BINDER	37.487	J.MIR	30.594	18	L.SAVADORI	2'01.348	2'01.348 (18)
19	L.MARINI	25.186	L.MARINI	28.009	J.MIR	37.589	R.FERNANDEZ	30.671	19	R.FERNANDEZ	2'01.434	2'01.853 (21)
20	J.MIR	25.202	R.FERNANDEZ	28.023	R.FERNANDEZ	37.658	L.MARINI	30.769	20	J.MIR	2'01.477	2'01.514 (19)
21	L.SAVADORI	25.245	J.MIR	28.092	L.MARINI	37.684	L.SAVADORI	30.788	21	L.MARINI	2'01.648	2'01.849 (20)
22	A.ESPARGARO	25.337	A.ESPARGARO	28.200	A.ESPARGARO	37.941	A.ESPARGARO	30.813	22	A.ESPARGAR	2'02.291	2'02.426 (22)

These data/results cannot be reproduced, stored and/or transmitted in whole or in part by any manner of electronic, mechanical, photocopying, recording, broadcasting or otherwise now known or herein after developed without the previous express consent by the copyright owner, except for reproduction in daily press and regular printed publications on sale to the public within 60 days of the event related to those data/results and always provided that copyright symbol appears together as follows below.
© DORNA, 2024



5543 m.

PETRONAS GRAND PRIX OF MALAYSIA

Free Practice Nr. 1

Fastest Laps Sequence

<i>Practice Time</i>	 <i>Rider</i>	<i>Nation</i>	<i>Motorcycle</i>	<i>Time</i>	<i>Km/h</i>	<i>Rider's Lap</i>
4'19.340	36 Joan MIR	SPA	HONDA	2'03.791	161.1	2
4'35.992	43 Jack MILLER	AUS	KTM	2'03.237	161.9	2
6'22.002	36 Joan MIR	SPA	HONDA	2'02.662	162.6	3
6'33.213	10 Luca MARINI	ITA	HONDA	2'02.570	162.8	3
6'38.313	43 Jack MILLER	AUS	KTM	2'02.321	163.1	3
7'31.069	20 Fabio QUARTARARO	FRA	YAMAHA	2'01.655	164.0	3
8'39.935	43 Jack MILLER	AUS	KTM	2'01.622	164.0	4
8'42.601	73 Alex MARQUEZ	SPA	DUCATI	2'01.492	164.2	4
8'43.621	72 Marco BEZZECCHI	ITA	DUCATI	2'01.101	164.7	4
10'57.821	89 Jorge MARTIN	SPA	DUCATI	2'00.947	164.9	5
13'09.161	1 Francesco BAGNAIA	ITA	DUCATI	2'00.802	165.1	6
15'35.540	20 Fabio QUARTARARO	FRA	YAMAHA	2'00.584	165.4	7
39'17.130	31 Pedro ACOSTA	SPA	KTM	2'00.355	165.7	13
39'25.445	1 Francesco BAGNAIA	ITA	DUCATI	1'59.337	167.2	12
43'27.339	1 Francesco BAGNAIA	ITA	DUCATI	1'58.795	167.9	14

These data/results cannot be reproduced, stored and/or transmitted in whole or in part by any manner of electronic, mechanical, photocopying, recording, broadcasting or otherwise now known or herein after developed without the previous express consent by the copyright owner, except for reproduction in daily press and regular printed publications on sale to the public within 60 days of the event related to those data/results and always provided that copyright symbol appears together as follows below.

© DORNA, 2024