




4554 m.

PT GRAND PRIX OF THAILAND
Race

Classification after 26 laps = 118.404 km

29

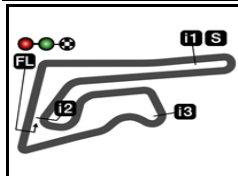
Pos		Rider	Nation	Team	Motorcycle	Total Time	Km/h	Gap
1	25	1 Francesco BAGNAIA	ITA	Ducati Lenovo Team	DUCATI	43'38.108	162.8	
2	20	89 Jorge MARTIN	SPA	Prima Pramac Racing	DUCATI	43'41.013	162.6	2.905
3	16	31 Pedro ACOSTA	SPA	Red Bull GASGAS Tech3	KTM	43'41.908	162.5	3.800
4	13	49 Fabio DI GIANNANTONIO	ITA	Pertamina Enduro VR46 Racing T	DUCATI	43'42.744	162.5	4.636
5	11	43 Jack MILLER	AUS	Red Bull KTM Factory Racing	KTM	43'43.640	162.4	5.532
6	10	33 Brad BINDER	RSA	Red Bull KTM Factory Racing	KTM	43'44.006	162.4	5.898
7	9	12 Maverick VIÑALES	SPA	Aprilia Racing	APRILIA	43'46.606	162.2	8.498
8	8	5 Johann ZARCO	FRA	CASTROL Honda LCR	HONDA	43'55.780	161.7	17.672
9	7	41 Aleix ESPARGARO	SPA	Aprilia Racing	APRILIA	43'56.696	161.6	18.588
10	6	73 Alex MARQUEZ	SPA	Gresini Racing MotoGP	DUCATI	43'59.271	161.5	21.163
11	5	93 Marc MARQUEZ	SPA	Gresini Racing MotoGP	DUCATI	44'00.359	161.4	22.251
12	4	10 Luca MARINI	ITA	Repsol Honda Team	HONDA	44'00.967	161.4	22.859
13	3	30 Takaaki NAKAGAMI	JPN	IDEMITSU Honda LCR	HONDA	44'02.639	161.2	24.531
14	2	23 Enea BASTIANINI	ITA	Ducati Lenovo Team	DUCATI	44'05.198	161.1	27.090
15	1	36 Joan MIR	SPA	Repsol Honda Team	HONDA	44'08.978	160.9	30.870
16		20 Fabio QUARTARARO	FRA	Monster Energy Yamaha MotoGP	YAMAHA	44'28.129	159.7	50.021
Not classified								
		37 Augusto FERNANDEZ	SPA	Red Bull GASGAS Tech3	KTM	38'55.081	161.4	3 laps
		42 Alex RINS	SPA	Monster Energy Yamaha MotoGP	YAMAHA	37'15.850	161.3	4 laps
		32 Lorenzo SAVADORI	ITA	Trackhouse Racing	APRILIA	32'10.934	135.8	10 laps
		21 Franco MORBIDELLI	ITA	Prima Pramac Racing	DUCATI	11'53.630	160.8	19 laps
		25 Raul FERNANDEZ	SPA	Trackhouse Racing	APRILIA	10'18.430	159.0	20 laps
		72 Marco BEZZECCHI	ITA	Pertamina Enduro VR46 Racing T	DUCATI	5'11.617	157.8	23 laps

The results are provisional until the end of the limit for protest and appeals.

Time limit for protest expires 60' after publication of the results - Time:

These data/results cannot be reproduced, stored and/or transmitted in whole or in part by any manner of electronic, mechanical, photocopying, recording, broadcasting or otherwise now known or herein after developed without the previous express consent by the copyright owner, except for reproduction in daily press and regular printed publications on sale to the public within 60 days of the event related to those data/results and always provided that copyright symbol appears together as follows below.

© DORNA, 2024



4554 m.

PT GRAND PRIX OF THAILAND
Race

Classification after 26 laps = 118.404 km

29

Pos	Rider	Nation	Team	Motorcycle	Total Time	Km/h	Gap
-----	-------	--------	------	------------	------------	------	-----

Race condition: Wet

Air: 25°
Humidity: 93%
Ground: 28°

Pole Position:

Fastest Lap:

Best Race Lap:

All-Time Lap Record:

	Francesco BAGNAIA	1'28.700	184.8 Km/h
Lap 17	Fabio DI GIANNANTONIO	1'39.576	164.6 Km/h
2023	Marco BEZZECCHI	1'30.896	180.3 Km/h
2024	Francesco BAGNAIA	1'28.700	184.8 Km/h

14:35'08

14:37'32 Alex MARQUEZ

14:39'43

15:00'18 Alex MARQUEZ

15:02'06

15:02'09

15:03'53

15:07'31 Marco BEZZECCHI

15:08'27 Fabio QUARTARARO

15:08'59 Fabio QUARTARARO

15:10'05 Franco MORBIDELLI

15:11'23 Lorenzo SAVADORI

15:11'51 Franco MORBIDELLI

15:13'44 Raul FERNANDEZ

15:15'00 Lorenzo SAVADORI

15:15'14 Franco MORBIDELLI

15:16'58 Enea BASTIANINI

15:17'07 Enea BASTIANINI

15:25'09 Marc MARQUEZ

15:25'36 Marc MARQUEZ

15:32'45 Lorenzo SAVADORI

15:33'05 Lorenzo SAVADORI

15:34'16 Lorenzo SAVADORI

15:40'17 Alex RINS

15:41'25 Marc MARQUEZ

15:42'12 Augusto FERNANDEZ

SIGHTING LAP START

crashed out on sighting lap

Race declared wet

starting warm up from pit lane

WARM UP LAP START

RACE START

No jump starts

crashed out - Rider OK

crashed out - Rider OK

re-joined race

long lap penalty due to irresponsible riding

crashed out - Rider OK

long lap penalty - COMPLETED

crashed out - Rider OK

re-joined race

crashed out - Rider OK

crashed out - Rider OK

re-joined race

crashed out - Rider OK

re-joined race

crashed out - Rider OK

re-joined race

entered pits and retired

crashed out - Rider OK

to drop 1 position due to irresponsible riding

crashed out - Rider OK

The results are provisional until the end of the limit for protest and appeals.

Time limit for protest expires 60' after publication of the results - Time:

These data/results cannot be reproduced, stored and/or transmitted in whole or in part by any manner of electronic, mechanical, photocopying, recording, broadcasting or otherwise now known or herein after developed without the previous express consent by the copyright owner, except for reproduction in daily press and regular printed publications on sale to the public within 60 days of the event related to those data/results and always provided that copyright symbol appears together as follows below.

© DORNA, 2024

Official MotoGP Timing by TISSOT
www.motogp.com

Buriram, Sunday, October 27, 2024

Page 2 of 2





4554 m.

PT GRAND PRIX OF THAILAND

MotoGP™

30

World Championship Classification

Rider	Points	Leader	Prev	QAT	POR	AME	SPA	FRA	CAT	ITA	NED	GER	GBR	AUT	ARA	RSM	EMI	INA	JPN	AUS	THA	MAL	VAL	
1 MARTIN Jorge [SPA]	453			28 12 16	32 7 25	20 7 13	12 12 -	37 12 25	26 6 20	16 - 16	29 9 20	12 12 -	29 9 20	29 9 20	29 9 20	13 12 1	29 9 20	25 0 25	26 6 20	32 12 20	29 9 20			
2 BAGNAIA Francesco [ITA]	436	17	17	31 6 25	6 6 -	13 2 11	25 - 25	16 - 16	25 - 25	37 12 25	37 12 25	32 7 25	16 - 16	37 12 25	1 1 -	29 9 20	12 12 -	28 12 16	37 12 25	22 6 16	32 7 25			
3 MARQUEZ Marc [SPA]	356	97	80	18 5 13	9 9 0	9 9 -	24 4 20	29 9 20	25 9 16	22 9 13	6 - 6	24 4 20	13 - 13	13 - 13	37 12 25	30 5 25	22 6 16	7 7 -	23 7 16	34 9 25	11 6 5			
4 BASTIANINI Enea [ITA]	345	108	11	15 4 11	24 4 20	20 4 16	11 - 11	19 6 13	5 5 0	20 - 20	22 6 16	19 6 13	37 12 25	22 6 16	14 3 11	22 6 16	32 7 25	9 9 -	22 9 13	18 7 11	14 12 2			
5 BINDER Brad [RSA]	203	250	142	29 9 20	13 - 13	7 0 7	10 - 10	8 0 8	8 - 8	10 4 6	14 4 10	9 2 7	6 6 -	14 3 11	17 4 13	16 3 13	4 4 0	8 0 8	10 - 10	9 - 9	11 1 10			
6 ACOSTA Pedro [SPA]	197	256	6	9 2 7	19 3 16	26 6 20	15 9 6	4 4 -	10 7 3	18 7 11	0 0 -	9 0 9	12 5 7	3 0 3	23 7 16	4 4 0	5 5 -	24 4 20	- - -	- - -	16 - 16			
7 VIÑALES Maverick [SPA]	180	273	17	7 1 6	12 12 -	37 12 25	7 - 7	18 7 11	6 2 4	13 5 8	18 7 11	7 3 4	5 2 3	9 0 9	0 0 -	0 0 0	10 0 10	13 3 10	1 1 -	8 - 8	9 0 9			
8 DI GIANNANTONIO Fabio [ITA]	165	288	15	9 - 9	6 - 6	10 - 10	9 0 9	13 3 10	15 4 11	12 3 9	18 5 13	0 0 -	12 1 11	- - -	8 0 8	7 - 7	2 0 2	1 1 -	12 4 8	16 3 13	15 2 13			
9 MORBIDELLI Franco [ITA]	155	298	10	0 0 0	0 0 0	0 0 -	6 6 -	9 0 9	0 0 -	16 6 10	8 1 7	16 5 11	6 - 6	12 4 8	10 - 10	7 7 -	12 1 11	18 5 13	16 5 11	15 5 10	4 4			
10 ESPARGARO Aleix [SPA]	143	310	12	15 7 8	10 2 8	14 5 9	- - -	12 5 7	25 12 13	6 1 5	- - -	- - -	17 7 10	14 7 7	6 - 6	0 0 -	8 0 8	0 0 -	7 - 7	2 2 0	7 0 7			
11 BEZZECCHI Marco [ITA]	137	316	6	2 0 2	10 0 10	8 0 8	16 - 16	- - -	6 1 5	3 0 3	0 0 -	8 0 8	8 - 8	12 2 10	9 0 9	11 - 11	15 2 13	17 6 11	9 0 9	0 - 0	3 3			
12 MARQUEZ Alex [SPA]	136	317	1	13 3 10	0 0 -	1 0 1	13 - 13	6 0 6	9 0 9	9 2 7	11 2 9	17 1 16	13 4 9	6 0 6	6 6 -	10 0 10	7 0 7	0 0 -	3 3 -	1 - 1	11 5 6			

These data/results cannot be reproduced, stored and/or transmitted in whole or in part by any manner of electronic, mechanical, photocopying, recording, broadcasting or otherwise now known or herein after developed without the previous express consent by the copyright owner, except for reproduction in daily press and regular printed publications on sale to the public within 60 days of the event related to those data/results and always provided that copyright symbol appears together as follows below.
© DORNA, 2024





4554 m.

PT GRAND PRIX OF THAILAND

MotoGP™

World Championship Classification

30

Rider	Points	Leader	Prev	QAT	POR	AME	SPA	FRA	CAT	ITA	NED	GER	GBR	AUT	ARA	RSM	EMI	INA	JPN	AUS	THA	MAL	VAL	
13 QUARTARARO Fabio [FRA]	93	360	43	5 0 5	10 1 9	4 0 4	6 5 1	0 0 -	7 0 7	0 - 0	7 3 4	5 0 5	5 0 5	0 0 0	2 2 -	10 1 9	12 3 9	9 0 9	4 0 4	7 0 7	0 0 0			
14 MILLER Jack [AUS]	82	371	11	0 0 0	16 5 11	6 3 3	0 0 -	2 2 -	3 3 -	0 0 0	5 0 5	3 0 3	7 3 4	5 5 0	1 0 1	10 2 8	0 0 0	0 0 -	8 2 6	5 - 5	11 0 11			
15 OLIVEIRA Miguel [POR]	71	382	11	1 0 1	7 0 7	5 0 5	10 2 8	0 0 -	6 - 6	2 - 2	1 0 1	19 9 10	0 0 -	4 0 4	5 5 -	5 0 5	6 0 6	- - -	- - -	- - -	- - -			
16 FERNANDEZ Raul [SPA]	66	387	5	0 0 -	0 0 -	7 1 6	5 0 5	6 1 5	10 - 10	4 0 4	8 0 8	6 0 6	0 0 -	0 0 -	0 0 0	0 0 0	3 0 3	6 0 6	1 0 1	10 4 6	0 0			
17 ZARCO Johann [FRA]	48	405	18	4 0 4	1 - 1	- - -	0 0 -	4 0 4	0 - 0	0 0 0	3 0 3	0 0 0	2 0 2	0 0 0	3 - 3	4 0 4	1 0 1	9 2 7	5 0 5	4 - 4	8 0 8			
18 NAKAGAMI Takaaki [JPN]	31	422	17	0 0 0	2 0 2	- - -	2 0 2	2 0 2	2 0 2	0 0 -	0 0 0	2 0 2	1 0 1	2 0 2	5 0 5	3 0 3	0 0 0	4 0 4	3 - 3	0 0 0	3 0 3			
19 RINS Alex [SPA]	23	430	8	0 0 0	3 - 3	0 0 -	3 0 3	1 - 1	0 0 0	1 0 1	0 0 -	- - -	- - -	0 - 0	7 0 7	0 0 0	- - -	5 0 5	0 0 0	3 0 3	0 0			
20 MIR Joan [SPA]	21	432	2	3 0 3	4 0 4	- - -	5 1 4	- - -	1 0 1	- - -	0 0 -	0 0 0	0 0 -	0 0 0	2 0 2	- - -	5 0 5	- - -	- - -	0 0 -	1 0 1			
21 FERNANDEZ Augusto [SPA]	21	432	0	0 0 0	5 0 5	2 - 2	3 3 -	3 0 3	0 0 -	0 0 -	2 0 2	0 0 0	0 0 0	1 - 1	4 0 4	0 0 -	0 0 0	- - -	0 0 -	1 1 0	0 0			
22 MARINI Luca [ITA]	13	440	8	0 0 0	0 0 0	0 0 0	0 - 0	0 0 0	0 0 0	0 0 0	0 - 0	1 0 1	0 0 0	0 0 -	0 0 0	0 0 -	4 0 4	0 0 -	2 0 2	2 0 2	4 0 4			
23 ESPARGARO Pol [SPA]	12	441	1	- - -	- - -	- - -	- - -	- - -	- - -	0 0 0	- - -	- - -	- - -	6 1 5	- - -	6 0 6	- - -	- - -	- - -	- - -	- - -			
24 PEDROSA Daniel [SPA]	7	446	5	- - -	- - -	- - -	7 7 -	- - -	- - -	- - -	- - -	- - -	- - -	- - -	- - -	- - -	- - -	- - -	- - -	- - -	- - -			

These data/results cannot be reproduced, stored and/or transmitted in whole or in part by any manner of electronic, mechanical, photocopying, recording, broadcasting or otherwise now known or herein after developed without the previous express consent by the copyright owner, except for reproduction in daily press and regular printed publications on sale to the public within 60 days of the event related to those data/results and always provided that copyright symbol appears together as follows below.
© DORNA, 2024





4554 m.

PT GRAND PRIX OF THAILAND

MotoGP™

World Championship Classification

30

Rider	Points	Leader	Prev	QAT	POR	AME	SPA	FRA	CAT	ITA	NED	GER	GBR	AUT	ARA	RSM	EMI	INA	JPN	AUS	THA	MAL	VAL	
25 BRADL Stefan [GER]	2	451	5	-	-	-	0	-	0	-	-	0	-	0	-	2	-	-	-	-	-	-	-	-
26 GARDNER Remy [AUS]	0	453	2	-	-	-	-	-	-	-	-	0	0	-	-	-	-	-	0	-	-	-	-	-
27 SAVADORI Lorenzo [ITA]	0	453	0	-	-	-	0	-	-	0	-	-	-	0	-	-	-	-	0	0	0	-	-	-

These data/results cannot be reproduced, stored and/or transmitted in whole or in part by any manner of electronic, mechanical, photocopying, recording, broadcasting or otherwise now known or herein after developed without the previous express consent by the copyright owner, except for reproduction in daily press and regular printed publications on sale to the public within 60 days of the event related to those data/results and always provided that copyright symbol appears together as follows below.
© DORNA, 2024





4554 m.

PT GRAND PRIX OF THAILAND

MotoGP™

30

World Championship Classification

Constructor	Points	Leader	Previous	QAT	POR	AME	SPA	FRA	CAT	ITA	NED	GER	GBR	AUT	ARA	RSM	EMI	INA	JPN	AUS	THA	MAL	VAL
1 DUCATI	648			37	34	25	37	37	34	37	37	37	37	37	37	37	37	37	37	37	37	37	37
2 KTM	302	346	346	29	21	26	19	12	15	18	14	11	13	16	23	17	5	24	12	10	17		
3 APRILIA	276	372	26	15	20	37	10	18	25	13	18	19	17	16	11	5	10	13	8	12	9		
4 YAMAHA	104	544	172	5	10	4	8	1	7	1	7	5	5	-	9	10	12	9	4	7	-		
5 HONDA	68	580	36	4	4	-	5	4	2	-	3	2	2	2	5	4	5	9	5	4	8		

Team	Points	Leader	Previous	QAT	POR	AME	SPA	FRA	CAT	ITA	NED	GER	GBR	AUT	ARA	RSM	EMI	INA	JPN	AUS	THA	MAL	VAL
1 DUCATI LENOVO TEAM	781			46	30	33	36	35	30	57	59	51	53	59	15	51	44	37	59	40	46		
2 PRIMA PRAMAC RACING	608	173	173	28	32	20	18	46	26	32	37	28	35	41	39	20	41	43	42	47	33		
3 GRESINI RACING MOTOGP	492	289	116	31	9	10	37	35	34	31	17	41	26	19	43	40	29	7	26	35	22		
4 APRILIA RACING	323	458	169	22	22	51	7	30	31	19	18	7	22	23	6	-	18	13	8	10	16		
5 PERTAMINA ENDURO VR46 RACING TE	302	479	21	11	16	18	25	13	21	15	18	8	20	12	17	18	17	18	21	16	18		
6 RED BULL KTM FACTORY RACING	285	496	17	29	29	13	10	10	11	10	19	12	13	19	18	26	4	8	18	14	22		
7 RED BULL GASGAS TECH3	218	563	67	9	24	28	18	7	10	18	2	9	12	4	27	4	5	24	-	1	16		
8 TRACKHOUSE RACING	137	644	81	1	7	12	15	6	16	6	9	25	-	4	5	5	9	6	1	10	-		
9 MONSTER ENERGY YAMAHA MOTOGP	116	665	21	5	13	4	9	1	7	1	7	5	5	-	9	10	12	14	4	10	-		
10 LCR HONDA	79	702	37	4	3	-	2	6	2	-	3	2	3	2	8	7	1	13	8	4	11		
11 REPSOL HONDA TEAM	34	747	45	3	4	-	5	-	1	-	-	1	-	-	2	-	9	-	2	2	5		

These data/results cannot be reproduced, stored and/or transmitted in whole or in part by any manner of electronic, mechanical, photocopying, recording, broadcasting or otherwise now known or herein after developed without the previous express consent by the copyright owner, except for reproduction in daily press and regular printed publications on sale to the public within 60 days of the event related to those data/results and always provided that copyright symbol appears together as follows below.
© DORNA, 2024





PT GRAND PRIX OF THAILAND
Race
Lap Chart

31

Pos	1	2	3	4	5	6	7	8	9	10	11	12	13	14	15	16	17	18	19	20	21	22
Grid	1	23	89	72	93	20	31	49	73	12	21	5	33	41	43	37	42	30	36	25	10	32



1	89	1	93	20	31	33	21	49	5	41	43	12	23	72	73	37	36	42	10	25	32	30
2	89	1	93	20	33	21	31	43	49	41	23	12	5	72	73	37	36	10	25	42	32	30
3	89	1	93	20	33	21	43	31	41	23	12	72	49	37	73	36	5	10	25	42	32	30
4	89	1	93	33	43	21	31	23	12	41	49	37	73	36	5	10	25	42	32	30	20	
5	1	93	89	33	43	21	31	23	12	41	49	37	73	36	5	25	10	42	32	30	20	
6	1	93	89	33	43	31	23	21	12	41	49	37	73	36	5	25	10	42	30	20	32	
7	1	93	89	33	43	31	23	21	12	41	49	37	73	36	5	10	42	30	20	32		
8	1	93	89	43	33	31	23	12	41	49	37	73	36	5	10	42	30	20	32			
9	1	93	89	43	33	31	12	49	41	37	73	36	5	10	42	30	23	20	32			
10	1	93	89	43	33	31	12	49	37	41	36	73	5	10	42	30	23	20	32			
L	1	93	89	43	33	31	12	49	37	41	36	5	73	10	42	30	23	20	32			
a	1	93	89	43	33	31	12	49	37	41	36	73	5	10	42	30	23	20	32			
P	1	93	89	43	33	31	12	49	37	41	36	73	5	10	42	30	23	20	32			
S	1	89	43	33	31	12	49	37	41	36	73	10	5	42	30	93	23	20	32			
15	1	89	43	33	31	12	49	37	41	36	73	5	10	42	30	93	23	20	32			
16	1	89	43	33	31	49	12	37	41	73	5	36	10	42	30	93	23	20	32			
17	1	89	43	33	31	49	12	37	41	73	5	10	36	42	30	93	23	20				
18	1	89	43	33	31	49	12	37	41	73	5	36	10	42	30	93	23	20				
19	1	89	43	33	31	49	12	37	41	73	5	36	10	42	30	93	23	20				
20	1	89	43	33	31	49	12	37	41	5	73	36	10	42	30	93	23	20				
21	1	89	43	33	31	49	12	37	41	5	73	10	36	42	30	93	23	20				
22	1	89	43	31	33	49	12	41	5	73	37	10	42	30	36	93	23	20				
23	1	89	43	31	33	49	12	41	5	73	37	10	30	93	36	23	20					
24	1	89	43	31	33	49	12	41	5	73	10	30	93	23	36	20						
25	1	89	31	43	49	33	12	41	5	73	10	93	30	23	36	20						
26	1	89	31	49	43	33	12	5	41	73	93	10	30	23	36	20						

Winner Lapped rider

These data/results cannot be reproduced, stored and/or transmitted in whole or in part by any manner of electronic, mechanical, photocopying, recording, broadcasting or otherwise now known or herein after developed without the previous express consent by the copyright owner, except for reproduction in daily press and regular printed publications on sale to the public within 60 days of the event related to those data/results and always provided that copyright symbol appears together as follows below.

© DORNA, 2024

Official MotoGP Timing by **TISSOT**
 www.motogp.com



Buriram, Sunday, October 27, 2024




4554 m.

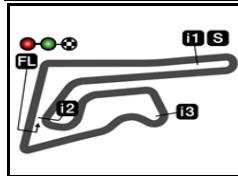
PT GRAND PRIX OF THAILAND
Race

Fastest Lap of Each Rider

32

	Rider	Nation	Team	Motorcycle	Time	Lap Total	Gap
1	49 Fabio DI GIANNANTONIO	ITA	Pertamina Enduro VR46 Racing Tea	DUCATI	1'39.576	17 26	
2	93 Marc MARQUEZ	SPA	Gresini Racing MotoGP	DUCATI	1'39.720	12 26	0.144 0.144
3	1 Francesco BAGNAIA	ITA	Ducati Lenovo Team	DUCATI	1'39.794	10 26	0.218 0.074
4	89 Jorge MARTIN	SPA	Prima Pramac Racing	DUCATI	1'39.841	9 26	0.265 0.047
5	23 Enea BASTIANINI	ITA	Ducati Lenovo Team	DUCATI	1'39.883	13 26	0.307 0.042
6	21 Franco MORBIDELLI	ITA	Prima Pramac Racing	DUCATI	1'39.979	7 7	0.403 0.096
7	31 Pedro ACOSTA	SPA	Red Bull GASGAS Tech3	KTM	1'40.081	8 26	0.505 0.102
8	33 Brad BINDER	RSA	Red Bull KTM Factory Racing	KTM	1'40.114	10 26	0.538 0.033
9	43 Jack MILLER	AUS	Red Bull KTM Factory Racing	KTM	1'40.155	13 26	0.579 0.041
10	12 Maverick VIÑALES	SPA	Aprilia Racing	APRILIA	1'40.283	24 26	0.707 0.128
11	5 Johann ZARCO	FRA	CASTROL Honda LCR	HONDA	1'40.329	21 26	0.753 0.046
12	30 Takaaki NAKAGAMI	JPN	IDEMITSU Honda LCR	HONDA	1'40.347	16 26	0.771 0.018
13	42 Alex RINS	SPA	Monster Energy Yamaha MotoGP T	YAMAHA	1'40.395	12 22	0.819 0.048
14	10 Luca MARINI	ITA	Repsol Honda Team	HONDA	1'40.439	10 26	0.863 0.044
15	73 Alex MARQUEZ	SPA	Gresini Racing MotoGP	DUCATI	1'40.501	8 26	0.925 0.062
16	36 Joan MIR	SPA	Repsol Honda Team	HONDA	1'40.511	8 26	0.935 0.010
17	37 Augusto FERNANDEZ	SPA	Red Bull GASGAS Tech3	KTM	1'40.547	16 23	0.971 0.036
18	41 Aleix ESPARGARO	SPA	Aprilia Racing	APRILIA	1'40.557	16 26	0.981 0.010
19	20 Fabio QUARTARARO	FRA	Monster Energy Yamaha MotoGP T	YAMAHA	1'40.561	24 26	0.985 0.004
20	32 Lorenzo SAVADORI	ITA	Trackhouse Racing	APRILIA	1'41.043	15 16	1.467 0.482
21	25 Raul FERNANDEZ	SPA	Trackhouse Racing	APRILIA	1'41.178	6 6	1.602 0.135
22	72 Marco BEZZECCHI	ITA	Pertamina Enduro VR46 Racing Tea	DUCATI	1'41.376	3 3	1.800 0.198

These data/results cannot be reproduced, stored and/or transmitted in whole or in part by any manner of electronic, mechanical, photocopying, recording, broadcasting or otherwise now known or herein after developed without the previous express consent by the copyright owner, except for reproduction in daily press and regular printed publications on sale to the public within 60 days of the event related to those data/results and always provided that copyright symbol appears together as follows below.
© DORNA, 2024



4554 m.

PT GRAND PRIX OF THAILAND

After the Race

Event Best Maximum Speed

33



Rider	Nation Team	Motorcycle	Km/h	
31 Pedro ACOSTA	SPA Red Bull GASGAS Tech3	KTM	340.6	Qualifying Nr. 2
89 Jorge MARTIN	SPA Prima Pramac Racing	DUCATI	338.5	Practice
23 Enea BASTIANINI	ITA Ducati Lenovo Team	DUCATI	337.5	Practice
41 Aleix ESPARGARO	SPA Aprilia Racing	APRILIA	337.5	Tissot Sprint
1 Francesco BAGNAIA	ITA Ducati Lenovo Team	DUCATI	336.4	Tissot Sprint
32 Lorenzo SAVADORI	ITA Trackhouse Racing	APRILIA	335.4	Qualifying Nr. 1
5 Johann ZARCO	FRA CASTROL Honda LCR	HONDA	335.4	Qualifying Nr. 2
21 Franco MORBIDELLI	ITA Prima Pramac Racing	DUCATI	335.4	Qualifying Nr. 2
12 Maverick VIÑALES	SPA Aprilia Racing	APRILIA	334.3	Tissot Sprint
20 Fabio QUARTARARO	FRA Monster Energy Yamaha MotoGP	YAMAHA	334.3	Qualifying Nr. 2
25 Raul FERNANDEZ	SPA Trackhouse Racing	APRILIA	334.3	Tissot Sprint
36 Joan MIR	SPA Repsol Honda Team	HONDA	334.3	Qualifying Nr. 1
93 Marc MARQUEZ	SPA Gresini Racing MotoGP	DUCATI	334.3	Tissot Sprint
37 Augusto FERNANDEZ	SPA Red Bull GASGAS Tech3	KTM	334.3	Tissot Sprint
42 Alex RINS	SPA Monster Energy Yamaha MotoGP	YAMAHA	334.3	Practice
43 Jack MILLER	AUS Red Bull KTM Factory Racing	KTM	333.3	Free Practice Nr. 1
10 Luca MARINI	ITA Repsol Honda Team	HONDA	333.3	Qualifying Nr. 1
33 Brad BINDER	RSA Red Bull KTM Factory Racing	KTM	333.3	Practice
49 Fabio DI GIANNANTONIO	ITA Pertamina Enduro VR46 Racing T	DUCATI	332.3	Tissot Sprint
72 Marco BEZZECCHI	ITA Pertamina Enduro VR46 Racing T	DUCATI	332.3	Practice
30 Takaaki NAKAGAMI	JPN IDEMITSU Honda LCR	HONDA	331.2	Tissot Sprint
73 Alex MARQUEZ	SPA Gresini Racing MotoGP	DUCATI	331.2	Free Practice Nr. 2

These data/results cannot be reproduced, stored and/or transmitted in whole or in part by any manner of electronic, mechanical, photocopying, recording, broadcasting or otherwise now known or herein after developed without the previous express consent by the copyright owner, except for reproduction in daily press and regular printed publications on sale to the public within 60 days of the event related to those data/results and always provided that copyright symbol appears together as follows below.

© DORNA, 2024

Official MotoGP Timing by TISSOT
www.motogp.com



Buriram, Sunday, October 27, 2024



Results and timing service provided by TISSOT

MotoGP™

PT GRAND PRIX OF THAILAND

Race

Chronological Analysis of Performances

34

* Lap / Sector time cancelled T1 Time from finish line to 1st intermediate T3 Time from 2nd intermed. to 3rd intermed.
P Crossing the finish line in pit lane T2 Time from 1st intermed. to 2nd intermed. T4 Time from 3rd intermediate to finish line
**Tyre data subject to further updates

Lap	Lap Time	T1	T2	T3	T4	Speed	Lap	Lap Time	T1	T2	T3	T4	Speed	
1st	1	Francesco BAGNAIA		DUCATI		ITA	9	1'39.841	19.854	28.557	25.766	25.664	304.2	
		Ducati Lenovo Team					10	1'40.054	19.865	28.566	25.951	25.672	308.5	
		Runs=1	Total laps=26	Full laps=25	Valid laps=25		11	1'40.268	19.915	28.602	25.863	25.888	292.6	
Run #	1	Front Tyre	Wet-Medium	Rear Tyre	Wet-Medium		12	1'40.359	19.910	28.810	25.806	25.833	297.5	
		New Tyre		New Tyre			13	1'40.127	19.827	28.510	25.776	26.014	315.7	
1	1'43.650	20.942	29.565	26.775	26.368	301.6	14	1'40.820	19.919	28.708	26.234	25.959	305.9	
2	1'41.905	19.982	29.363	26.450	26.110	294.2	15	1'40.212	19.901	28.485	25.869	25.957	316.7	
3	1'41.189	19.998	29.094	26.212	25.885	305.9	16	1'40.399	19.987	28.587	25.940	25.885	315.7	
4	1'40.542	19.837	28.747	26.147	25.811	313.9	17	1'40.250	20.024	28.461	25.890	25.875	312.1	
5	1'40.450	19.821	28.749	26.060	25.820	305.9	18	1'40.395	19.851	28.639	25.940	25.965	309.4	
6	1'40.536	19.868	28.736	26.080	25.852	308.5	19	1'40.775	19.981	28.717	25.927	26.150	314.8	
7	1'40.550	19.936	28.691	26.047	25.876	305.9	20	1'40.666	19.911	28.861	25.959	25.935	305.0	
8	1'40.178	19.800	28.639	25.995	25.744	319.5	21	1'40.886	20.038	28.779	25.987	26.082	313.9	
9	1'40.592	20.106	28.519	26.167	25.800	317.6	22	1'41.121	20.083	28.915	26.117	26.006	296.7	
10	1'39.794	19.808	28.481	25.867	25.638	317.6	23	1'40.843	20.009	28.755	26.097	25.982	307.6	
11	1'39.808	19.737	28.458	25.997	25.616	316.7	24	1'41.228	20.024	28.864	26.233	26.107	309.4	
12	1'39.908	19.777	28.370	26.022	25.739	316.7	25	1'40.749	20.034	28.752	25.982	25.981	315.7	
13	1'40.169	19.899	28.360	26.060	25.850	320.4	26	1'41.693	20.059	28.864	26.372	26.398	313.0	
14	1'39.832	19.713	28.373	25.905	25.841	316.7	3rd 31 Pedro ACOSTA						KTM	SPA
15	1'40.371	20.041	28.323	26.160	25.847	315.7	Red Bull GASGAS Tech3							
16	1'40.091	19.785	28.346	26.080	25.880	317.6	Runs=1 Total laps=26 Full laps=25 Valid laps=25							
17	1'40.578	19.838	28.439	26.194	26.107	320.4	Run #	1	Front Tyre	Wet-Medium	Rear Tyre	Wet-Medium		
18	1'40.325	19.896	28.540	26.044	25.845	311.2			New Tyre		New Tyre			
19	1'40.684	19.906	28.501	26.293	25.984	316.7	1	1'44.817	21.292	29.851	27.048	26.626	302.5	
20	1'40.867	19.950	28.480	26.431	26.006	314.8	2	1'42.780	19.980	30.141	26.618	26.041	321.4	
21	1'40.602	19.899	28.482	26.184	26.037	310.3	3	1'41.588	20.140	29.068	26.293	26.087	298.3	
22	1'40.688	19.942	28.651	26.133	25.962	313.9	4	1'41.271	20.131	29.014	26.045	26.081	279.0	
23	1'40.903	19.974	28.626	26.284	26.019	311.2	5	1'40.860	20.377	28.515	26.034	25.934	310.3	
24	1'41.170	20.027	28.698	26.281	26.164	311.2	6	1'41.091	20.209	28.993	26.098	25.791	308.5	
25	1'41.470	19.973	28.819	26.535	26.143	313.0	7	1'40.256	19.955	28.832	25.853	25.616	301.6	
26	1'41.256	20.007	28.706	26.285	26.258	315.7	8	1'40.081	19.871	28.557	25.798	25.855	316.7	
2nd	89	Jorge MARTIN		DUCATI		SPA	9	1'41.099	20.742	28.785	25.837	25.735	294.2	
		Prima Pramac Racing					10	1'40.368	20.001	28.642	25.911	25.814	313.9	
		Runs=1	Total laps=26	Full laps=25	Valid laps=25		11	1'40.114	19.960	28.479	25.783	25.892	319.5	
Run #	1	Front Tyre	Wet-Medium	Rear Tyre	Wet-Medium		12	1'40.468	20.064	28.563	25.976	25.865	312.1	
		New Tyre		New Tyre			13	1'40.489	20.072	28.758	25.741	25.918	304.2	
1	1'43.260	20.842	29.435	26.569	26.414	315.7	14	1'40.431	19.995	28.526	26.027	25.883	318.5	
2	1'41.445	20.161	28.874	26.300	26.110	315.7	15	1'40.274	19.982	28.549	25.947	25.796	308.5	
3	1'41.384	20.122	28.983	26.156	26.123	313.9	16	1'40.269	20.000	28.496	25.773	26.000	317.6	
4	1'40.763	20.043	28.718	26.013	25.989	318.5	17	1'40.376	19.996	28.509	25.948	25.923	307.6	
5	1'42.383	20.036	30.223	26.148	25.976	320.4	18	1'40.348	19.911	28.548	25.910	25.979	316.7	
6	1'40.810	19.953	29.101	25.860	25.896	294.2	19	1'40.536	19.994	28.540	25.866	26.136	305.0	
7	1'40.265	19.883	28.662	25.917	25.803	300.0	20	1'40.907	20.013	28.519	26.160	26.215	307.6	
8	1'40.017	19.934	28.578	25.797	25.708	306.8	21	1'40.529	19.971	28.639	25.900	26.019	305.9	

Fastest Lap: Fabio DI GIANNANTONIO Pertamina Enduro VR ITA **1'39.576** 19.895 28.052 25.808 25.821

These data/results cannot be reproduced, stored and/or transmitted in whole or in part by any manner of electronic, mechanical, photocopying, recording, broadcasting or otherwise now known or herein after developed without the previous express consent by the copyright owner, except for reproduction in daily press and regular printed publications on sale to the public within 60 days of the event related to those data/results and always provided that copyright symbol appears together as follows below.
© DORNA, 2024



Race

MotoGP

Lap	Lap Time	T1	T2	T3	T4	Speed	Lap	Lap Time	T1	T2	T3	T4	Speed
22	1'40.648	19.908	28.638	26.022	26.080	308.5	14	1'40.348	19.944	28.634	25.892	25.878	308.5
23	1'40.267	19.930	28.417	25.951	25.969	322.3	15	1'40.186	20.088	28.496	25.810	25.792	309.4
24	1'40.495	20.051	28.441	26.035	25.968	318.5	16	1'40.471	20.069	28.497	25.994	25.911	316.7
25	1'41.015	19.965	28.922	26.268	25.860	317.6	17	1'40.307	19.969	28.462	25.991	25.885	314.8
26	1'40.531	20.017	28.506	25.926	26.082	320.4	18	1'40.464	20.030	28.496	25.967	25.971	314.8

4th **49** **Fabio DI GIANNANTONI** DUCATI ITA
 Pertamina Enduro VR46 Racing Team
 Runs=1 Total laps=26 Full laps=25 Valid laps=25

Run #	1	Front Tyre	Wet-Medium	Rear Tyre	Wet-Medium	Speed
		New Tyre		New Tyre		
1	1'45.611	21.472	29.979	27.145	27.015	289.5
2	1'43.099	20.642	29.838	26.493	26.126	279.7
3	1'43.012	20.413	29.692	26.384	26.523	291.8
4	1'41.598	20.275	29.178	26.175	25.970	293.4
5	1'41.164	20.054	29.060	25.997	26.053	303.3
6	1'40.757	20.075	28.853	25.980	25.849	299.1
7	1'40.917	20.069	29.024	25.985	25.839	294.2
8	1'40.526	19.990	28.743	25.896	25.897	299.1
9	1'40.110	20.048	28.617	25.761	25.684	311.2
10	1'40.312	19.963	28.624	25.923	25.802	312.1
11	1'40.480	19.944	28.772	25.944	25.820	303.3
12	1'41.121	19.921	28.428	27.019	25.753	313.9
13	1'40.096	19.923	28.518	25.913	25.742	314.8
14	1'40.271	19.904	28.681	25.921	25.765	310.3
15	1'40.207	19.910	28.730	25.828	25.739	312.1
16	1'40.401	19.834	29.002	25.776	25.789	313.9
17	1'39.576	19.895	28.052	25.808	25.821	322.3
18	1'39.828	19.922	28.309	25.760	25.837	314.8
19	1'40.194	19.948	28.588	25.793	25.865	300.8
20	1'40.363	19.941	28.559	25.927	25.936	306.8
21	1'40.371	19.975	28.699	25.869	25.828	303.3
22	1'40.426	19.923	28.695	25.780	26.028	300.0
23	1'40.499	19.895	28.773	25.895	25.936	305.0
24	1'40.463	20.004	28.672	25.997	25.790	308.5
25	1'40.652	20.023	28.782	25.951	25.896	305.9
26	1'40.690	20.161	28.700	25.810	26.019	298.3

5th **43** **Jack MILLER** KTM AUS
 Red Bull KTM Factory Racing
 Runs=1 Total laps=26 Full laps=25 Valid laps=25

Run #	1	Front Tyre	Wet-Medium	Rear Tyre	Wet-Medium	Speed
		New Tyre		New Tyre		
1	1'46.488	22.054	30.051	27.766	26.617	274.1
2	1'41.716	20.129	29.316	26.275	25.996	293.4
3	1'40.897	19.917	28.884	26.285	25.811	313.9
4	1'40.448	20.001	28.653	25.986	25.808	298.3
5	1'40.756	19.971	28.673	26.084	26.028	300.8
6	1'41.414	20.878	28.934	25.828	25.774	284.2
7	1'40.303	19.981	28.743	25.871	25.708	301.6
8	1'40.211	19.932	28.617	26.012	25.650	312.1
9	1'40.235	20.235	28.376	25.838	25.786	312.1
10	1'40.158	19.941	28.421	26.021	25.775	311.2
11	1'40.448	19.927	28.649	26.014	25.858	314.8
12	1'40.157	19.930	28.519	25.964	25.744	309.4
13	1'40.155	19.996	28.424	25.922	25.813	313.9

19	1'40.852	20.125	28.639	26.012	26.076	300.8
20	1'40.856	20.083	28.673	26.076	26.024	309.4
21	1'40.813	20.110	28.599	26.091	26.013	311.2
22	1'40.729	20.035	28.627	26.109	25.958	305.9
23	1'40.777	20.025	28.574	26.209	25.969	316.7
24	1'40.956	20.004	28.866	26.077	26.009	305.0
25	1'41.795	20.082	28.989	26.666	26.058	303.3
26	1'41.700	20.202	29.172	26.182	26.144	316.7

6th **33** **Brad BINDER** KTM RSA
 Red Bull KTM Factory Racing
 Runs=1 Total laps=26 Full laps=25 Valid laps=25

Run #	1	Front Tyre	Wet-Medium	Rear Tyre	Wet-Medium	Speed
		New Tyre		New Tyre		
1	1'45.051	21.578	30.028	26.818	26.627	274.1
2	1'41.631	20.053	29.256	26.174	26.148	283.4
3	1'41.328	19.916	29.086	26.442	25.884	291.8
4	1'40.786	19.802	28.948	26.078	25.958	301.6
5	1'41.079	20.055	28.854	26.182	25.988	302.5
6	1'41.087	19.958	29.204	26.083	25.842	293.4
7	1'40.513	19.967	28.872	25.856	25.818	302.5
8	1'41.106	19.921	28.802	26.600	25.783	307.6
9	1'40.245	19.963	28.768	25.783	25.731	299.1
10	1'40.114	19.847	28.645	25.724	25.898	295.0
11	1'40.477	19.843	28.783	25.967	25.884	304.2
12	1'40.373	20.058	28.773	25.771	25.771	301.6
13	1'40.289	20.013	28.603	25.771	25.902	307.6
14	1'40.467	20.007	28.701	25.858	25.901	309.4
15	1'40.625	20.038	28.869	25.923	25.795	308.5
16	1'40.328	19.968	28.616	25.806	25.938	309.4
17	1'40.228	20.086	28.511	25.719	25.912	305.0
18	1'40.518	20.093	28.630	25.921	25.874	305.0
19	1'40.873	20.097	28.793	25.851	26.132	299.1
20	1'40.795	20.068	28.687	25.900	26.140	306.8
21	1'40.718	20.118	28.725	25.941	25.934	305.9
22	1'41.248	20.158	28.670	26.403	26.017	313.0
23	1'40.710	20.024	28.549	26.029	26.108	310.3
24	1'40.718	20.024	28.724	25.940	26.030	313.9
25	1'41.785	20.322	29.004	26.291	26.168	304.2
26	1'40.914	20.014	28.765	25.982	26.153	310.3

7th **12** **Maverick VIÑALES** APRILIA SPA
 Aprilia Racing
 Runs=1 Total laps=26 Full laps=25 Valid laps=25

Run #	1	Front Tyre	Wet-Medium	Rear Tyre	Wet-Medium	Speed
		New Tyre		New Tyre		
1	1'46.917	22.055	30.355	27.555	26.952	283.4
2	1'42.798	20.411	29.698	26.579	26.110	279.0
3	1'41.585	20.174	29.353	25.990	26.068	284.2
4	1'40.888	20.179	28.924	25.982	25.803	297.5
5	1'40.889	20.087	29.008	25.894	25.900	291.8

Fastest Lap: Fabio DI GIANNANTONIO Pertamina Enduro VR ITA **1'39.576** 19.895 28.052 25.808 25.821

These data/results cannot be reproduced, stored and/or transmitted in whole or in part by any manner of electronic, mechanical, photocopying, recording, broadcasting or otherwise now known or herein after developed without the previous express consent by the copyright owner, except for reproduction in daily press and regular printed publications on sale to the public within 60 days of the event related to those data/results and always provided that copyright symbol appears together as follows below.
 © DORNA, 2024



Race

MotoGP

Lap	Lap Time	T1	T2	T3	T4	Speed	Lap	Lap Time	T1	T2	T3	T4	Speed	
6	1'41.069	20.051	28.985	26.297	25.736	295.8	9th 41 Alex ESPARGARO Aprilia Racing Runs=1 Total laps=26 Full laps=25 Valid laps=24						APRILIA	SPA
7	1'40.797	20.072	28.906	26.210	25.609	281.2								
8	1'40.313	19.924	28.790	25.865	25.734	304.2		Run # 1	Front Tyre	Wet-Medium	Rear Tyre	Wet-Medium		
9	1'40.764	20.101	28.789	26.104	25.770	308.5							New Tyre	New Tyre
10	1'40.754	20.048	28.688	26.347	25.671	308.5		1	1'46.168	21.899	30.325	27.429	26.515	289.5
11	1'40.540	20.030	28.851	25.882	25.777	305.9		2	1'42.671	20.454	29.834	26.412	25.971	270.6
12	1'40.446	19.991	28.577	26.143	25.735	313.0		3	1'41.416	20.136	29.098	26.355	25.827	298.3
13	1'40.539	20.443	28.531	25.905	25.660	313.9		4	1'42.457 *	20.419*	30.063	26.156	25.819	314.8
14	1'40.426	19.964	28.792	25.956	25.714	300.0		5	1'40.698	20.037	28.907	26.039	25.715	299.1
15	1'40.413	19.945	28.720	25.956	25.792	301.6		6	1'41.124	20.082	28.981	26.150	25.911	300.0
16	1'41.092	19.889	29.293	26.026	25.884	310.3		7	1'41.068	20.148	28.999	26.108	25.813	295.8
17	1'40.515	20.044	28.583	26.067	25.821	305.0		8	1'40.642	20.031	28.833	25.926	25.852	305.9
18	1'40.623	19.948	28.805	25.946	25.924	297.5		9	1'42.099	20.067	29.914	26.077	26.041	313.9
19	1'40.430	20.031	28.695	25.909	25.795	301.6		10	1'41.647	20.314	29.416	26.035	25.882	313.9
20	1'40.894	20.126	28.721	26.142	25.905	304.2		11	1'41.316	20.014	29.321	26.045	25.936	292.6
21	1'40.770	20.029	28.873	26.086	25.782	300.8		12	1'40.791	20.013	28.800	26.029	25.949	309.4
22	1'40.820	20.074	28.770	26.209	25.767	305.0		13	1'40.783	20.030	28.854	26.020	25.879	301.6
23	1'40.528	20.108	28.519	26.170	25.731	310.3		14	1'40.737	19.988	28.742	26.099	25.908	306.8
24	1'40.283	19.999	28.501	26.046	25.737	311.2		15	1'40.850	19.984	28.923	25.996	25.947	308.5
25	1'40.528	20.011	28.655	26.056	25.806	304.2		16	1'40.557	19.952	28.791	25.945	25.869	299.1
26	1'40.985	20.081	28.558	26.357	25.989	306.8		17	1'40.748	20.041	28.800	25.959	25.948	303.3

8th **5** **Johann ZARCO** HONDA FRA
CASTROL Honda LCR
Runs=1 Total laps=26 Full laps=25 Valid laps=25

Run #	1	Front Tyre	Wet-Medium	Rear Tyre	Wet-Medium	Speed
		New Tyre		New Tyre		
1	1'46.042	21.948	30.056	27.431	26.607	279.7
2	1'43.827	20.493	29.905	26.723	26.706	279.0
3	1'43.546	20.493	30.462	26.499	26.092	305.0
4	1'41.934	20.201	29.400	26.258	26.075	288.0
5	1'41.670	20.151	29.346	26.158	26.015	280.5
6	1'41.184	20.143	29.126	26.043	25.872	288.0
7	1'41.111	20.039	29.089	25.825	26.158	292.6
8	1'40.706	20.079	28.806	25.783	26.038	302.5
9	1'41.392	20.049	28.964	26.553	25.826	295.8
10	1'40.381	19.946	28.830	25.889	25.716	303.3
11	1'40.406	19.865	28.845	25.882	25.814	300.8
12	1'41.218	19.906	29.093	26.430	25.789	309.4
13	1'40.815	19.980	28.771	26.243	25.821	296.7
14	1'41.553	19.923	29.218	26.315	26.097	293.4
15	1'40.377	19.882	28.755	25.938	25.802	301.6
16	1'41.042	19.919	29.246	25.913	25.964	295.0
17	1'41.434	19.916	29.239	26.201	26.078	286.4
18	1'41.338	20.006	29.392	26.006	25.934	295.8
19	1'40.886	19.933	29.056	26.016	25.881	301.6
20	1'40.407	19.860	28.885	25.923	25.739	306.8
21	1'40.329	19.892	28.533	26.004	25.900	314.8
22	1'40.822	19.875	28.764	26.132	26.051	313.9
23	1'41.054	20.108	28.692	26.108	26.146	303.3
24	1'41.043	20.077	28.814	26.103	26.049	291.8
25	1'40.816	19.955	28.695	26.204	25.962	305.9
26	1'40.447	20.000	28.474	25.998	25.975	317.6

10th **73** **Alex MARQUEZ** DUCATI SPA
Gresini Racing MotoGP
Runs=1 Total laps=26 Full laps=25 Valid laps=25

Run #	1	Front Tyre	Wet-Medium	Rear Tyre	Wet-Medium	Speed
		New Tyre		New Tyre		
1	1'47.322	22.353	30.214	27.635	27.120	280.5
2	1'42.949	20.202	29.642	26.660	26.445	288.0
3	1'42.222	20.186	29.286	26.271	26.479	284.9
4	1'42.190	20.207	29.274	26.289	26.420	281.2
5	1'41.730	20.087	29.204	26.226	26.213	291.8
6	1'40.853	20.010	28.956	25.888	25.999	300.8
7	1'40.816	19.921	29.013	25.879	26.003	294.2
8	1'40.501	19.880	28.729	25.902	25.990	311.2
9	1'41.100	19.936	29.030	25.972	26.162	295.0
10	1'41.485	20.034	29.415	25.960	26.076	288.7
11	1'41.083	19.965	28.922	26.109	26.087	292.6
12	1'40.979	19.943	28.818	26.090	26.128	291.1
13	1'40.646	19.867	28.751	26.031	25.997	311.2
14	1'41.137	19.953	28.876	26.130	26.178	293.4
15	1'40.838	20.000	28.800	25.945	26.093	296.7
16	1'41.221	19.989	29.045	26.048	26.139	292.6
17	1'41.489	19.924	29.221	26.129	26.215	302.5
18	1'41.248	20.027	29.229	26.021	25.971	298.3
19	1'40.917	20.038	28.910	26.029	25.940	305.0

Fastest Lap: Fabio DI GIANNANTONIO Pertamina Enduro VR ITA 1'39.576 19.895 28.052 25.808 25.821

These data/results cannot be reproduced, stored and/or transmitted in whole or in part by any manner of electronic, mechanical, photocopying, recording, broadcasting or otherwise now known or herein after developed without the previous express consent by the copyright owner, except for reproduction in daily press and regular printed publications on sale to the public within 60 days of the event related to those data/results and always provided that copyright symbol appears together as follows below.
© DORNA, 2024



Race

MotoGP

Lap	Lap Time	T1	T2	T3	T4	Speed	Lap	Lap Time	T1	T2	T3	T4	Speed
20	1'41.092	19.948	29.167	26.091	25.886	307.6	12	1'41.012	19.867	28.755	26.565	25.825	291.8
21	1'40.855	19.998	28.872	26.020	25.965	300.8	13	1'40.707	19.968	28.759	26.079	25.901	295.0
22	1'40.848	19.924	28.870	26.133	25.921	306.8	14	1'40.810	20.101	28.773	26.075	25.861	296.7
23	1'41.360	20.032	29.006	26.207	26.115	299.1	15	1'41.861	19.875	29.873	26.254	25.859	289.5
24	1'41.103	20.013	28.872	26.128	26.090	311.2	16	1'41.028	19.980	28.665	25.837	26.546	298.3
25	1'41.248	20.049	28.877	26.198	26.124	306.8	17	1'41.004	20.112	28.959	25.960	25.973	298.3
26	1'42.039	20.228	28.917	26.265	26.629	308.5	18	1'41.721	20.133	29.135	26.261	26.192	291.8

11th 93 Marc MARQUEZ DUCATI SPA
 Gresini Racing MotoGP
 Runs=1 Total laps=26 Full laps=25 Valid laps=25

Run #	1	Front Tyre	Wet-Medium	Rear Tyre	Wet-Medium	Speed
			New Tyre			
1	1'44.014	21.244	29.491	26.776	26.503	303.3
2	1'41.771	20.130	29.185	26.353	26.103	304.2
3	1'41.216	19.992	29.059	26.184	25.981	301.6
4	1'40.861	20.021	28.826	26.088	25.926	313.0
5	1'40.757	20.036	28.995	25.897	25.829	304.2
6	1'40.474	19.997	28.805	25.856	25.816	306.8
7	1'40.223	20.045	28.605	25.839	25.734	306.8
8	1'40.199	19.984	28.697	25.807	25.711	308.5
9	1'40.148	19.944	28.521	25.954	25.729	309.4
10	1'39.924	19.889	28.578	25.782	25.675	312.1
11	1'40.070	19.886	28.638	25.833	25.713	309.4
12	1'39.720	19.887	28.634	25.649	25.550	307.6
13	1'40.025	19.859	28.400	25.898	25.868	312.1
14	2'04.415	19.888	28.445	49.500	26.582	307.6
15	1'40.397	19.811	28.538	26.118	25.930	314.8
16	1'40.028	19.889	28.460	25.931	25.748	310.3
17	1'39.950	19.957	28.517	25.838	25.638	309.4
18	1'40.000	19.951	28.517	25.758	25.774	305.9
19	1'40.059	19.874	28.462	25.942	25.781	310.3
20	1'40.354	19.931	28.551	26.009	25.863	300.0
21	1'41.357	19.996	29.087	26.105	26.169	287.2
22	1'40.698	20.022	28.623	25.998	26.055	291.8
23	1'41.220	20.043	28.939	26.270	25.968	296.7
24	1'40.624	20.095	28.644	25.992	25.893	303.3
25	1'40.818	19.941	28.942	26.103	25.832	303.3
26	1'41.037	20.050	28.598	26.156	26.233	310.3

12th 10 Luca MARINI HONDA ITA
 Repsol Honda Team
 Runs=1 Total laps=26 Full laps=25 Valid laps=25

Run #	1	Front Tyre	Wet-Medium	Rear Tyre	Wet-Medium	Speed
			New Tyre			
1	1'48.258	22.536	30.588	27.587	27.547	265.3
2	1'43.036	20.394	29.938	26.525	26.179	281.2
3	1'42.320	20.192	29.476	26.495	26.157	281.9
4	1'41.974	20.116	29.458	26.217	26.183	280.5
5	1'41.865	20.062	29.410	26.346	26.047	279.7
6	1'41.533	20.156	29.251	26.198	25.928	282.7
7	1'40.636	20.085	28.842	25.853	25.856	303.3
8	1'40.891	20.107	28.883	25.954	25.947	279.0
9	1'41.078	20.062	28.836	26.253	25.927	295.8
10	1'40.439	19.978	28.903	25.897	25.661	298.3
11	1'40.689	19.949	28.773	26.247	25.720	291.1

13th 30 Takaaki NAKAGAMI HONDA JPN
 IDEMITSU Honda LCR
 Runs=1 Total laps=26 Full laps=25 Valid laps=24

Run #	1	Front Tyre	Wet-Medium	Rear Tyre	Wet-Medium	Speed
			New Tyre			
1	1'49.050	22.486	30.997	28.131	27.436	251.1
2	1'45.201	20.681	30.319	26.915	27.286	263.4
3	1'43.529	20.566	29.785	26.746	26.432	274.1
4	1'42.411	20.283	29.508	26.443	26.177	283.4
5	1'41.508	20.270	29.205	26.077	25.956	293.4
6	1'40.978	19.999	28.936	26.021	26.022	307.6
7	1'41.132	20.105	28.848	26.324	25.855	305.0
8	1'42.143	20.004	30.216	26.214	25.709	320.4
9	1'40.555	20.000	28.904	25.973	25.678	297.5
10	1'40.980	20.308	28.725	26.122	25.825	311.2
11	1'41.204	20.088	28.868	26.359	25.889	295.8
12	1'40.707	19.945	28.732	26.091	25.939	309.4
13	1'40.530	20.006	28.743	26.026	25.755	297.5
14	1'40.548	20.045	28.594	26.146	25.763	309.4
15	1'40.436	19.984	28.685	25.967	25.800	311.2
16	1'40.347	20.038	28.661	25.888	25.760	303.3
17	1'40.417	20.036	28.700	25.888	25.793	308.5
18	1'40.824	20.303	28.672	25.910	25.939	301.6
19	1'40.797 *	20.286*	28.691	25.992	25.828	296.7
20	1'41.164	20.024	28.929	26.197	26.014	284.9
21	1'41.129	20.047	28.703	26.207	26.172	302.5
22	1'40.851	19.958	28.708	25.951	26.234	296.7
23	1'40.588	20.062	28.664	26.011	25.851	310.3
24	1'41.147	19.949	28.708	26.026	26.464	315.7
25	1'41.826	20.101	29.412	26.250	26.063	299.1
26	1'42.637	20.299	29.381	26.388	26.569	287.2

14th 23 Enea BASTIANINI DUCATI ITA
 Ducati Lenovo Team
 Runs=1 Total laps=26 Full laps=25 Valid laps=24

Run #	1	Front Tyre	Wet-Medium	Rear Tyre	Wet-Medium	Speed
			New Tyre			
1	1'47.032	21.609	30.125	27.930	27.368	267.3
2	1'42.559	20.075	29.765	26.614	26.105	291.1
3	1'41.291	19.907	29.144	26.310	25.930	295.0

Fastest Lap: Fabio DI GIANNANTONIO Pertamina Enduro VR ITA 1'39.576 19.895 28.052 25.808 25.821

These data/results cannot be reproduced, stored and/or transmitted in whole or in part by any manner of electronic, mechanical, photocopying, recording, broadcasting or otherwise now known or herein after developed without the previous express consent by the copyright owner, except for reproduction in daily press and regular printed publications on sale to the public within 60 days of the event related to those data/results and always provided that copyright symbol appears together as follows below.
 © DORNA, 2024



Race

MotoGP

Lap	Lap Time	T1	T2	T3	T4	Speed	Lap	Lap Time	T1	T2	T3	T4	Speed		
4	1'40.492	19.869	28.557	26.262	25.804	300.8	16th 20	Fabio QUARTARARO	YAMAHA			FRA			
5	1'41.055	19.951	29.043	26.131	25.930	282.7			Monster Energy Yamaha MotoGP Team						
6	1'40.622	19.856	28.887	26.025	25.854	303.3			Runs=1		Total laps=26	Full laps=25	Valid laps=25		
7	1'40.182	19.778	28.727	25.938	25.739	298.3			Run # 1	Front Tyre	Wet-Medium	Rear Tyre	Wet-Medium		
8	1'40.191	19.872	28.656	25.837	25.826	300.8			New Tyre				New Tyre		
9	2'00.076	19.817	28.654	44.165	27.440	294.2			1	1'44.563	21.372	29.638	27.079	26.474	293.4
10	1'42.557 *	20.657*	29.921	26.038	25.941	305.0			2	1'41.917	20.330	29.102	26.626	25.859	297.5
11	1'40.129	19.923	28.610	25.799	25.797	307.6			3	1'41.270	20.094	29.003	26.285	25.888	309.4
12	1'40.032	19.833	28.568	25.811	25.820	311.2			4	2'15.701	20.034	29.231	54.248	32.188	314.8
13	1'39.883	19.929	28.311	25.926	25.717	316.7			5	1'44.254	21.354	29.981	26.886	26.033	308.5
14	1'40.258	19.846	28.349	26.076	25.987	311.2			6	1'42.153	20.375	29.440	26.384	25.954	311.2
15	1'39.985	19.935	28.436	25.829	25.785	311.2			7	1'41.387	20.138	28.952	26.424	25.873	316.7
16	1'40.202	19.936	28.527	25.919	25.820	305.9			8	1'41.054	20.190	28.901	26.053	25.910	313.9
17	1'40.855	19.844	29.346	25.876	25.789	316.7			9	1'41.164	20.167	28.800	26.154	26.043	315.7
18	1'40.557	19.986	28.628	25.849	26.094	307.6			10	1'41.008	20.098	28.861	26.137	25.912	315.7
19	1'40.573	19.975	28.576	26.007	26.015	306.8			11	1'40.767	20.093	28.650	26.039	25.985	317.6
20	1'40.264	19.985	28.499	25.989	25.791	310.3			12	1'40.769	20.139	28.552	25.981	26.097	318.5
21	1'40.937	20.038	29.230	25.874	25.795	319.5			13	1'40.848	20.206	28.696	26.052	25.894	316.7
22	1'40.472	20.022	28.446	26.102	25.902	311.2			14	1'40.970	20.215	28.710	26.048	25.997	313.9
23	1'41.499	20.022	28.777	26.632	26.068	308.5			15	1'40.761	20.095	28.717	26.010	25.939	317.6
24	1'40.980	19.972	28.727	26.135	26.146	310.3			16	1'40.613	20.084	28.652	25.974	25.903	317.6
25	1'41.378	20.568	28.775	25.982	26.053	291.1			17	1'40.758	20.138	28.550	26.094	25.976	317.6
26	1'41.137	20.078	28.854	26.144	26.061	317.6			18	1'40.764	20.098	28.665	26.050	25.951	316.7
									19	1'41.021	20.219	28.711	26.048	26.043	315.7
									20	1'41.090	20.169	28.604	26.202	26.115	318.5
									21	1'41.110	20.158	28.741	26.140	26.071	318.5
							22	1'41.199	20.217	28.806	26.142	26.034	315.7		
							23	1'41.046	20.166	28.742	26.157	25.981	317.6		
							24	1'40.561	20.107	28.502	26.024	25.928	320.4		
							25	1'40.663	20.184	28.576	26.030	25.873	318.5		
							26	1'40.718	20.140	28.537	25.980	26.061	319.5		
15th 36	Joan MIR	HONDA			SPA		17th 37	Augusto FERNANDEZ	KTM			SPA			
	Repsol Honda Team					Red Bull GASGAS Tech3									
	Runs=1	Total laps=26	Full laps=25	Valid laps=25		Runs=1			Total laps=23	Full laps=22	Valid laps=22				
Run # 1	Front Tyre	Wet-Medium	Rear Tyre	Wet-Medium		Run # 1			Front Tyre	Wet-Medium	Rear Tyre	Wet-Medium			
	New Tyre					New Tyre									
1	1'47.826	22.538	30.172	27.616	27.500	268.6			1	1'47.553	22.422	30.485	27.590	27.056	274.8
2	1'43.204	20.444	29.717	26.601	26.442	283.4			2	1'43.020	20.372	29.705	26.595	26.348	268.6
3	1'42.214	20.160	29.415	26.468	26.171	288.7			3	1'41.819	20.187	29.346	26.206	26.080	279.7
4	1'41.861	20.091	29.253	26.317	26.200	289.5			4	1'41.709	20.147	29.266	26.192	26.104	274.8
5	1'41.667	20.098	29.131	26.215	26.223	288.0			5	1'40.955	20.036	28.929	26.049	25.941	292.6
6	1'41.150	20.066	28.886	26.207	25.991	294.2			6	1'40.736	19.957	28.930	25.941	25.908	291.1
7	1'40.906	19.986	28.846	26.026	26.048	307.6			7	1'40.893	20.063	29.023	26.019	25.788	294.2
8	1'40.511	19.924	28.656	25.885	26.046	308.5			8	1'40.761	19.975	28.849	25.985	25.952	301.6
9	1'40.674	19.928	28.696	25.945	26.105	314.8			9	1'41.156	20.018	29.114	26.075	25.949	296.7
10	1'40.732	19.885	28.921	25.939	25.987	309.4			10	1'41.218	20.188	28.983	26.125	25.922	292.6
11	1'40.876	19.903	28.880	26.058	26.035	310.3			11	1'41.358	20.073	29.227	26.041	26.017	291.8
12	1'40.815	19.966	28.752	26.126	25.971	298.3			12	1'40.634	20.043	28.615	25.940	26.036	310.3
13	1'40.847	19.971	28.833	26.004	26.039	298.3			13	1'40.552	19.898	28.836	25.946	25.872	307.6
14	1'41.143	19.896	28.962	26.151	26.134	296.7			14	1'40.736	20.023	28.803	26.051	25.859	307.6
15	1'41.273	19.978	28.975	26.097	26.223	313.9			15	1'40.894	20.177	28.794	26.041	25.882	304.2
16	1'41.697	19.901	28.741	26.061	26.994	310.3			16	1'40.547	19.927	28.702	26.017	25.901	307.6
17	1'41.771	20.286	29.017	26.240	26.228	299.1			17	1'40.947	20.040	28.884	26.040	25.983	311.2
18	1'41.578	20.044	29.083	26.238	26.213	295.8			18	1'41.209	19.976	28.923	26.170	26.140	308.5
19	1'41.056	19.930	28.923	26.103	26.100	316.7			19	1'41.397	20.057	28.938	26.177	26.225	308.5
20	1'41.082	19.909	28.849	26.076	26.248	316.7									
21	1'41.477	19.970	28.797	26.540	26.170	313.0									
22	1'42.149	20.068	28.930	26.657	26.494	304.2									
23	1'44.903	20.174	32.022	26.515	26.192	300.8									
24	1'42.150	19.912	28.743	26.970	26.525	321.4									
25	1'42.596	20.144	29.490	26.585	26.377	286.4									
26	1'42.820	20.418	29.292	26.503	26.607	311.2									

Fastest Lap: Fabio DI GIANNANTONIO Pertamina Enduro VR ITA **1'39.576** 19.895 28.052 25.808 25.821

These data/results cannot be reproduced, stored and/or transmitted in whole or in part by any manner of electronic, mechanical, photocopying, recording, broadcasting or otherwise now known or herein after developed without the previous express consent by the copyright owner, except for reproduction in daily press and regular printed publications on sale to the public within 60 days of the event related to those data/results and always provided that copyright symbol appears together as follows below.
© DORNA, 2024

Official MotoGP Timing by TISSOT
www.motogp.com



Race

MotoGP

Lap	Lap Time	T1	T2	T3	T4	Speed	Lap	Lap Time	T1	T2	T3	T4	Speed	
20	1'41.215	20.188	28.898	26.075	26.054	305.9	20th 21	Franco MORBIDELLI Prima Pramac Racing	DUCATI				ITA	
21	1'41.302	20.094	28.868	26.105	26.235	301.6			Runs=1	Total laps=7	Full laps=6	Valid laps=6		
22	1'43.124	20.115	30.682	26.459	25.868	303.3			Run # 1	Front Tyre	Wet-Medium	Rear Tyre	Wet-Medium	
23	1'41.346 unfinished	20.006	29.136	26.252	25.952	294.2				New Tyre		New Tyre		
		20.078	28.995			303.3	1	1'45.399	21.675	30.047	26.981	26.696	263.4	
18th 42	Alex RINS Monster Energy Yamaha MotoGP Team	YAMAHA				SPA	2	1'42.025	20.273	29.268	26.372	26.112	281.2	
	Runs=1	Total laps=22	Full laps=21	Valid laps=21			3	1'41.057	20.104	28.809	26.152	25.992	311.2	
Run # 1	Front Tyre	Wet-Medium	Rear Tyre	Wet-Medium			4	1'41.506	20.005	28.957	26.553	25.991	290.3	
		New Tyre		New Tyre			5	1'40.465	19.917	28.618	26.010	25.920	298.3	
1	1'48.123	22.314	30.344	27.882	27.583	279.0	6	1'43.199	20.181	28.888	28.483	25.647	292.6	
2	1'44.726	20.550	30.106	27.257	26.813	278.3	7	1'39.979	19.804	28.568	25.842	25.765	301.6	
3	1'43.421	21.005	29.274	26.762	26.380	302.5		unfinished	19.833	28.665			304.2	
4	1'42.141	20.428	28.977	26.460	26.276	305.0	21st 25	Raul FERNANDEZ Trackhouse Racing	APRILIA				SPA	
5	1'41.373	20.348	28.697	26.300	26.028	308.5		Runs=1	Total laps=6	Full laps=5	Valid laps=5			
6	1'41.254	20.165	28.927	26.140	26.022	313.0	Run # 1	Front Tyre	Wet-Medium	Rear Tyre	Wet-Medium			
7	1'41.304	20.177	28.922	26.159	26.046	303.3		New Tyre		New Tyre				
8	1'40.820	20.219	28.662	25.976	25.963	310.3	1	1'48.552	23.237	30.534	27.352	27.429	281.9	
9	1'40.768	20.218	28.595	26.044	25.911	311.2	2	1'43.453	20.628	29.941	26.668	26.216	271.3	
10	1'41.175	20.761	28.531	26.007	25.876	311.2	3	1'41.862	20.210	29.336	26.085	26.231	283.4	
11	1'40.585	20.134	28.600	25.910	25.941	307.6	4	1'41.847	20.177	29.445	26.089	26.136	277.6	
12	1'40.395	20.189	28.491	25.838	25.877	310.3	5	1'41.538	20.151	29.210	26.101	26.076	282.7	
13	1'40.705	20.164	28.726	25.846	25.969	301.6	6	1'41.178	20.130	29.215	25.932	25.901	281.2	
14	1'40.902	20.284	28.724	25.983	25.911	305.9		unfinished	20.152	29.025			287.2	
15	1'40.727	20.156	28.693	25.876	26.002	300.0	22nd 72	Marco BEZZECCHI Pertamina Enduro VR46 Racing Team	DUCATI				ITA	
16	1'40.435	20.077	28.512	25.784	26.062	302.5		Runs=1	Total laps=3	Full laps=2	Valid laps=2			
17	1'40.995	20.306	28.737	25.999	25.953	289.5	Run # 1	Front Tyre	Wet-Medium	Rear Tyre	Wet-Medium			
18	1'41.247	20.099	28.914	26.066	26.168	292.6		New Tyre		New Tyre				
19	1'41.078	20.200	28.724	26.073	26.081	297.5	1	1'47.302	21.727	30.199	28.121	27.255	286.4	
20	1'41.400	20.189	28.943	26.022	26.246	288.0	2	1'42.939	20.422	29.674	26.601	26.242	288.7	
21	1'40.961	20.142	28.668	26.028	26.123	293.4	3	1'41.376	20.180	28.980	26.173	26.043	291.1	
22	1'41.315 unfinished	20.087	28.776	26.450	26.002	293.4								
		20.082				313.0								
19th 32	Lorenzo SAVADORI Trackhouse Racing	APRILIA				ITA								
	Runs=1	Total laps=16	Full laps=14	Valid laps=14										
Run # 1	Front Tyre	Wet-Medium	Rear Tyre	Wet-Medium										
		New Tyre		New Tyre										
1	1'48.719	22.831	30.421	27.656	27.811	258.3								
2	1'45.246	20.774	30.074	27.196	27.202	274.8								
3	1'43.251	20.451	29.422	26.818	26.560	288.7								
4	1'41.864	20.198	29.046	26.348	26.272	303.3								
5	1'41.391	20.135	29.059	26.199	25.998	297.5								
6	5'19.590	20.015	4'03.385	28.774	27.416	313.9								
7	1'44.448	20.861	29.953	26.892	26.742	290.3								
8	1'42.754	20.545	29.398	26.341	26.470	310.3								
9	1'42.419	20.320	29.338	26.462	26.299	311.2								
10	1'41.567	20.214	28.999	26.216	26.138	308.5								
11	1'41.524	20.203	29.146	26.078	26.097	305.9								
12	1'41.662	20.157	28.893	26.229	26.383	310.3								
13	1'44.957	20.088	28.979	27.107	28.783	310.3								
14	1'41.473	20.205	29.016	26.099	26.153	297.5								
15	1'41.043	20.133	28.846	25.847	26.217	301.6								
16	2'49.026 P	20.054	28.959	1'03.508	56.505	309.4								

Fastest Lap: Fabio DI GIANNANTONIO Pertamina Enduro VR ITA **1'39.576** 19.895 28.052 25.808 25.821

These data/results cannot be reproduced, stored and/or transmitted in whole or in part by any manner of electronic, mechanical, photocopying, recording, broadcasting or otherwise now known or herein after developed without the previous express consent by the copyright owner, except for reproduction in daily press and regular printed publications on sale to the public within 60 days of the event related to those data/results and always provided that copyright symbol appears together as follows below.
© DORNA, 2024

Num Lap Time Gap

36	1'41.143	15.323
73	1'41.137	15.910
10	1'40.810	16.145
5	1'41.553	16.682
42	1'40.902	18.589
30	1'40.548	21.373
93	2'04.415	24.714
23	1'40.258	27.256
20	1'40.970	48.722
32	1'41.473	4'11.762

Lap 15

1	1'40.371	
89	1'40.212	2.534
43	1'40.186	4.446
33	1'40.625	5.697
31	1'40.274	6.513
12	1'40.413	9.664
49	1'40.207	9.807
37	1'40.894	14.520
41	1'40.850	14.993
36	1'41.273	16.225
73	1'40.838	16.377
5	1'40.377	16.688
10	1'41.861	17.635
42	1'40.727	18.945
30	1'40.436	21.438
93	1'40.397	24.740
23	1'39.985	26.870
20	1'40.761	49.112
32	1'41.043	4'12.434

Lap 16

1	1'40.091	
89	1'40.399	2.842
43	1'40.471	4.826
33	1'40.328	5.934
31	1'40.269	6.691
49	1'40.401	10.117
12	1'41.092	10.665
37	1'40.547	14.976
41	1'40.557	15.459
73	1'41.221	17.507
5	1'41.042	17.639
36	1'41.697	17.831
10	1'41.028	18.572
42	1'40.435	19.289
30	1'40.347	21.694
93	1'40.028	24.677
23	1'40.202	26.981
20	1'40.613	49.634
32	2'49.026	5'21.369

Lap 17

1	1'40.578	
89	1'40.250	2.514
43	1'40.307	4.555
33	1'40.228	5.584
31	1'40.376	6.489
49	1'39.576	9.115
12	1'40.515	10.602
37	1'40.947	15.345
41	1'40.748	15.629
73	1'41.489	18.418
5	1'41.434	18.495
10	1'41.004	18.998
36	1'41.771	19.024
42	1'40.995	19.706
30	1'40.417	21.533
93	1'39.950	24.049

23	1'40.855	27.258
20	1'40.758	49.814

Lap 18

1	1'40.325	
89	1'40.395	2.584
43	1'40.464	4.694
33	1'40.518	5.777
31	1'40.348	6.512
49	1'39.828	8.618
12	1'40.623	10.900
37	1'41.209	16.229
41	1'41.172	16.476
73	1'41.248	19.341
5	1'41.338	19.508
36	1'41.578	20.277
10	1'41.721	20.394
42	1'41.247	20.628
30	1'40.824	22.032
93	1'40.000	23.724
23	1'40.557	27.490
20	1'40.764	50.253

Lap 19

1	1'40.684	
89	1'40.775	2.675
43	1'40.852	4.862
33	1'40.873	5.966
31	1'40.536	6.364
49	1'40.194	8.128
12	1'40.430	10.646
37	1'41.397	16.942
41	1'41.407	17.199
73	1'40.917	19.574
5	1'40.886	19.710
36	1'41.056	20.649
10	1'41.044	20.754
42	1'41.078	21.022
30	1'40.797	22.145
93	1'40.059	23.099
23	1'40.573	27.379
20	1'41.021	50.590

Lap 20

1	1'40.867	
89	1'40.666	2.474
43	1'40.856	4.851
33	1'40.795	5.894
31	1'40.907	6.404
49	1'40.363	7.624
12	1'40.894	10.673
37	1'41.215	17.290
41	1'41.343	17.675
5	1'40.407	19.250
73	1'41.092	19.799
36	1'41.082	20.864
10	1'41.102	20.989
42	1'41.400	21.555
30	1'41.164	22.442
93	1'40.354	22.586
23	1'40.264	26.776
20	1'41.090	50.813

Lap 21

1	1'40.602	
89	1'40.886	2.758
43	1'40.813	5.062
33	1'40.718	6.010
31	1'40.529	6.331
49	1'40.371	7.393

12	1'40.770	10.841
37	1'41.302	17.990
41	1'41.075	18.148
5	1'40.329	18.977
73	1'40.855	20.052
10	1'40.931	21.318
36	1'41.477	21.739
42	1'40.961	21.914
30	1'41.129	22.969
93	1'41.357	23.341
23	1'40.937	27.111
20	1'41.110	51.321

Lap 22

1	1'40.688	
89	1'41.121	3.191
43	1'40.729	5.103
31	1'40.648	6.291
33	1'41.248	6.570
49	1'40.426	7.131
12	1'40.820	10.973
41	1'41.255	18.715
5	1'40.822	19.111
73	1'40.848	20.212
37	1'43.124	20.426
10	1'40.715	21.345
42	1'41.315	22.541
30	1'40.851	23.132
36	1'42.149	23.200
93	1'40.698	23.351
23	1'40.472	26.895
20	1'41.199	51.832

Lap 23

1	1'40.903	
89	1'40.843	3.131
43	1'40.777	4.977
31	1'40.267	5.655
33	1'40.710	6.377
49	1'40.499	6.727
12	1'40.528	10.598
41	1'41.189	19.001
5	1'41.054	19.262
73	1'41.360	20.669
37	1'41.346	20.869
10	1'40.878	21.320
30	1'40.588	22.817
93	1'41.220	23.668
36	1'44.903	27.200
23	1'41.499	27.491
20	1'41.046	51.975

Lap 24

1	1'41.170	
89	1'41.228	3.189
43	1'40.956	4.763
31	1'40.495	4.980
33	1'40.718	5.925
49	1'40.463	6.020
12	1'40.283	9.711
41	1'40.950	18.781
5	1'41.043	19.135
73	1'41.103	20.602
10	1'41.474	21.624
30	1'41.147	22.794
93	1'40.624	23.122
23	1'40.980	27.301
36	1'42.150	28.180
20	1'40.561	51.366

Lap 25

1	1'41.470	
89	1'40.749	2.468
31	1'41.015	4.525
43	1'41.795	5.088
49	1'40.652	5.202
33	1'41.785	6.240
12	1'40.528	8.769
41	1'41.152	18.463
5	1'40.816	18.481
73	1'41.248	20.380
10	1'40.945	21.099
93	1'40.818	22.470
30	1'41.826	23.150
23	1'41.378	27.209
36	1'42.596	29.306
20	1'40.663	50.559

Lap 26

1	1'41.256	
89	1'41.693	2.905
31	1'40.531	3.800
49	1'40.690	4.636
43	1'41.700	5.532
33	1'40.914	5.898
12	1'40.985	8.498
5	1'40.447	17.672
41	1'41.381	18.588
73	1'42.039	21.163
93	1'41.037	22.251
10	1'43.016	22.859
30	1'42.637	24.531
23	1'41.137	27.090
36	1'42.820	30.870
20	1'40.718	50.021

Lapped rider

These data/results cannot be reproduced, stored and/or transmitted in whole or in part by any manner of electronic, mechanical, photocopying, recording, broadcasting or otherwise now known or herein after developed without the previous express consent by the copyright owner, except for reproduction in daily press and regular printed publications on sale to the public within 60 days of the event related to those data/results and always provided that copyright symbol appears together as follows below.
© DORNA, 2024





4554 m.

PT GRAND PRIX OF THAILAND

2024 Rookie of the Year Classification

36

Rider	Points	Leader	Prev	QAT	POR	AME	SPA	FRA	CAT	ITA	NED	GER	GBR	AUT	ARA	RSM	EMI	INA	JPN	AUS	THA	MAL	VAL	
1 ACOSTA Pedro [SPA]	197			9	19	26	15	4	10	18	-	9	12	3	23	4	5	24	-	-	16			
				2 7	3 16	6 20	9 6	4 -	7 3	7 11	- -	- 9	5 7	- 3	7 16	4 -	5 -	4 20	- -	- -	- 16			

These data/results cannot be reproduced, stored and/or transmitted in whole or in part by any manner of electronic, mechanical, photocopying, recording, broadcasting or otherwise now known or herein after developed without the previous express consent by the copyright owner, except for reproduction in daily press and regular printed publications on sale to the public within 60 days of the event related to those data/results and always provided that copyright symbol appears together as follows below.
© DORNA, 2024



Results and timing service provided by TISSOT

MotoGP™

PT GRAND PRIX OF THAILAND

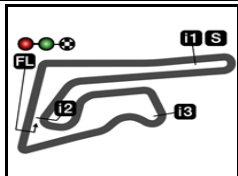
2024 Independent Team Classification

36

Rider	Points	Leader	Prev	QAT	POR	AME	SPA	FRA	CAT	ITA	NED	GER	GBR	AUT	ARA	RSM	EMI	INA	JPN	AUS	THA	MAL	VAL	
1 MARTIN Jorge [SPA]	453			28 12 16	32 7 25	20 7 13	12 12 -	37 12 25	26 6 20	16 - 16	29 9 20	12 12 -	29 9 20	29 9 20	29 9 20	13 12 1	29 9 20	25 - 25	26 6 20	32 12 20	29 9 20			
2 MARQUEZ Marc [SPA]	356	97	97	18 5 13	9 9 -	9 9 -	24 4 20	29 9 20	25 9 16	22 9 13	6 - 6	24 4 20	13 - 13	13 - 13	37 12 25	30 5 25	22 6 16	7 7 -	23 7 16	34 9 25	11 6 5			
3 ACOSTA Pedro [SPA]	197	256	159	9 2 7	19 3 16	26 6 20	15 9 6	4 4 -	10 7 3	18 7 11	- - -	9 - 9	12 5 7	3 - 3	23 7 16	4 4 -	5 5 -	24 4 20	- - -	- - -	16 - 16			
4 DI GIANNANTONIO Fabio [ITA]	165	288	32	9 - 9	6 - 6	10 - 10	9 - 9	13 3 10	15 4 11	12 3 9	18 5 13	- - -	12 1 11	- - -	8 - 8	7 - 7	2 - 2	1 1 -	12 4 8	16 3 13	15 2 13			
5 MORBIDELLI Franco [ITA]	155	298	10	- - -	- - -	- - -	6 6 -	9 - 9	- - -	16 6 10	8 1 7	16 5 11	6 - 6	12 4 8	10 - 10	7 7 -	12 1 11	18 5 13	16 5 11	15 5 10	4 4			
6 BEZZECCHI Marco [ITA]	137	316	18	2 - 2	10 - 10	8 - 8	16 - 16	- - -	6 1 5	3 - 3	- - -	8 - 8	8 - 8	12 2 10	9 - 9	11 - 11	15 2 13	17 6 11	9 - 9	- - -	3 - 3			
7 MARQUEZ Alex [SPA]	136	317	1	13 3 10	- - -	1 - 1	13 - 13	6 - 6	9 - 9	9 2 7	11 2 9	17 1 16	13 4 9	6 - 6	6 6 -	10 - 10	7 - 7	- - -	3 3 -	1 - 1	11 5 6			
8 OLIVEIRA Miguel [POR]	71	382	65	1 - 1	7 - 7	5 - 5	10 2 8	- - -	6 - 6	2 - 2	1 - 1	19 9 10	- - -	4 - 4	5 5 -	5 - 5	6 - 6	- - -	- - -	- - -	- - -			
9 FERNANDEZ Raul [SPA]	66	387	5	- - -	- - -	7 1 6	5 - 5	6 1 5	10 - 10	4 - 4	8 - 8	6 - 6	- - -	- - -	- - -	- - -	3 - 3	6 - 6	1 - 1	10 4 6	- -			
10 ZARCO Johann [FRA]	48	405	18	4 - 4	1 - 1	- - -	- - -	4 - 4	- - -	- - -	3 - 3	- - -	2 - 2	- - -	3 - 3	4 - 4	1 - 1	9 2 7	5 - 5	4 - 4	8 - 8			
11 NAKAGAMI Takaaki [JPN]	31	422	17	- - -	2 - 2	- - -	2 - 2	2 - 2	2 - 2	- - -	- - -	2 - 2	1 - 1	2 - 2	5 - 5	3 - 3	- - -	4 - 4	3 - 3	- - -	3 - 3			
12 FERNANDEZ Augusto [SPA]	21	432	10	- - -	5 - 5	2 - 2	3 3 -	3 - 3	- - -	- - -	2 - 2	- - -	- - -	1 - 1	4 - 4	- - -	- - -	- - -	- - -	1 - 1	- -			

These data/results cannot be reproduced, stored and/or transmitted in whole or in part by any manner of electronic, mechanical, photocopying, recording, broadcasting or otherwise now known or herein after developed without the previous express consent by the copyright owner, except for reproduction in daily press and regular printed publications on sale to the public within 60 days of the event related to those data/results and always provided that copyright symbol appears together as follows below.
© DORNA, 2024





4554 m.

PT GRAND PRIX OF THAILAND

MotoGP™

36

2024 Independent Team Classification

Team	Points	Leader	Previous	QAT	POR	AME	SPA	FRA	CAT	ITA	NED	GER	GBR	AUT	ARA	RSM	EMI	INA	JPN	AUS	THA	MAL	VAL
1 PRIMA PRAMAC RACING	608			28	32	20	18	46	26	32	37	28	35	41	39	20	41	43	42	47	33		
2 GRESINI RACING MOTOGP	492	116	116	31	9	10	37	35	34	31	17	41	26	19	43	40	29	7	26	35	22		
3 PERTAMINA ENDURO VR46 RACING TE	302	306	190	11	16	18	25	13	21	15	18	8	20	12	17	18	17	18	21	16	18		
4 RED BULL GASGAS TECH3	218	390	84	9	24	28	18	7	10	18	2	9	12	4	27	4	5	24	-	1	16		
5 TRACKHOUSE RACING	137	471	81	1	7	12	15	6	16	6	9	25	-	4	5	5	9	6	1	10	-		
6 LCR HONDA	79	529	58	4	3	-	2	6	2	-	3	2	3	2	8	7	1	13	8	4	11		

These data/results cannot be reproduced, stored and/or transmitted in whole or in part by any manner of electronic, mechanical, photocopying, recording, broadcasting or otherwise now known or herein after developed without the previous express consent by the copyright owner, except for reproduction in daily press and regular printed publications on sale to the public within 60 days of the event related to those data/results and always provided that copyright symbol appears together as follows below.
© DORNA, 2024





After the **PT GRAND PRIX OF THAILAND**

2024 Riders Performance

(Qualifying Position / Sprint Starting Position - Sprint Position / Race Starting Position - Race Position)

4554 m.

37

Rider	Points	QAT	POR	AME	SPA	FRA	CAT	ITA	NED	GER	GBR	AUT	ARA	RSM	EMI	INA	JPN	AUS	THA	MAL	VAL
1 MARTIN Jorge	453	1	3	6	3	1	7	1	2	1	4	1	4	4	2	1	11	1	3		
		1-1	3-3	6-3	3-1	1-1	7-4	1-NC	2-2	1-1	4-2	1-2	4-2	4-1	2-2	1-10	11-4	1-1	3-2		
		1-3	3-1	6-4	3-NC	1-1	7-2	1-3	5-2	1-NC	4-2	1-2	4-2	4-15	2-2	1-1	11-2	1-2	3-2		
2 BAGNAIA Francesco	436	5	4	4	7	2	2	2	1	4	2	2	3	1	1	4	2	5	1		
		5-4	4-4	4-8	7-NC	2-NC	2-NC	2-1	1-1	4-3	2-NC	2-1	3-9	1-2	1-1	4-1	2-1	5-4	1-3		
		5-1	4-NC	4-5	7-1	2-3	2-1	5-1	1-1	4-1	2-3	2-1	3-NC	1-2	1-NC	4-3	2-1	5-3	1-1		
3 MARQUEZ Marc	356	6	8	3	1	13	14	4	7	13	7	3	1	9	7	12	9	2	5		
		6-5	8-2	3-2	1-6	13-2	14-2	4-2	7-NC	13-6	7-NC	3-NC	1-1	9-5	7-4	12-3	9-3	2-2	5-4		
		6-4	8-16	3-NC	1-2	13-2	14-3	3-4	6-10	13-2	7-4	3-4	1-1	9-1	7-3	12-NC	9-3	2-1	5-11		
4 BASTIANINI Enea	345	3	1	5	9	10	11	5	11	9	3	7	14	8	3	5	4	10	2		
		3-6	1-6	5-6	9-NC	10-4	11-5	5-NC	11-4	9-4	3-1	7-4	14-7	8-4	3-3	5-2	4-2	10-3	2-1		
		3-5	1-2	5-3	9-5	10-4	11-18	4-2	10-3	9-4	3-1	7-3	14-5	8-3	3-1	5-NC	4-4	10-5	2-14		
5 BINDER Brad	203	4	10	17	4	22	4	13	9	11	6	12	7	6	4	19	5	11	13		
		4-2	10-NC	17-12	4-NC	22-15	4-NC	13-6	9-6	11-8	6-4	12-7	7-6	6-7	4-6	19-13	5-NC	11-NC	13-9		
		4-2	10-4	17-9	4-6	22-8	4-8	13-10	8-6	11-9	6-NL	12-5	7-4	6-4	4-19	19-8	5-6	11-7	13-6		
6 ACOSTA Pedro	197	8	7	2	10	7	5	7	10	10	9	14	2	5	5	3	1	15	7		
		8-8	7-7	2-4	10-2	7-6	5-3	7-3	10-10	10-22	9-5	14-10	2-3	5-6	5-5	3-6	1-NC	15-NC	7-NC		
		8-9	7-3	2-2	10-10	7-NC	5-13	7-5	9-NC	10-7	9-9	14-13	2-3	5-17	5-NC	3-2	1-NC	-	7-3		
7 VIÑALES Maverick	180	10	2	1	11	3	12	3	3	7	8	6	12	11	8	10	3	3	10		
		10-9	2-1	1-1	11-NC	3-3	12-8	3-5	3-3	7-7	8-8	6-11	12-19	11-11	8-10	10-7	3-9	3-NC	10-20		
		10-10	2-NC	1-1	11-9	3-5	12-12	2-8	2-5	7-12	8-13	6-7	12-NC	11-16	8-6	10-6	3-NC	3-8	10-7		
8 DI GIANNANTONIO Fabio	165	7	14	8	5	4	6	14	6	8	10	-	16	14	13	8	7	12	8		
		7-NC	14-NC	8-NL	5-13	4-7	6-6	14-7	6-5	8-12	10-9	-	16-15	14-NC	13-18	8-9	7-6	12-7	8-8		
		7-7	14-10	8-6	5-7	4-6	6-5	14-7	4-4	8-NC	10-5	-	16-8	14-9	13-14	8-NC	7-8	12-4	8-4		
9 MORBIDELLI Franco	155	22	17	9	8	9	10	6	8	6	13	8	6	2	10	9	6	7	11		
		22-20	17-16	9-10	8-4	9-12	10-11	6-4	8-9	6-5	13-NL	8-6	6-NC	2-3	10-9	9-5	6-5	7-5	11-6		
		22-18	17-18	9-NC	8-NC	9-7	10-NC	6-6	7-9	6-5	13-10	8-8	6-6	2-NC	10-5	9-4	6-5	7-6	11-NC		

NC=Not classified NL=Not finished first lap NP=Not started race re-start N2=Not finished first lap race re-start EX=Excluded NS=Not Started DS=Disqualified

These data/results cannot be reproduced, stored and/or transmitted in whole or in part by any manner of electronic, mechanical, photocopying, recording, broadcasting or otherwise now known or herein after developed without the previous express consent by the copyright owner, except for reproduction in daily press and regular printed publications on sale to the public within 60 days of the event related to those data/results and always provided that copyright symbol appears together as follows below.
© DORNA, 2024



Rider	Points	QAT	POR	AME	SPA	FRA	CAT	ITA	NED	GER	GBR	AUT	ARA	RSM	EMI	INA	JPN	AUS	THA	MAL	VAL
10 ESPARGARO Aleix	143	2	13	7	12	6	1	9	5	-	1	4	11	13	11	13	15	20	14		
		2-3	13-8	7-5	12-NL	6-5	1-1	9-9	5-NC	-	1-3	4-3	11-NL	13-12	11-12	13-16	15-NC	20-8	14-15		
		2-8	13-8	7-7	12-NC	6-9	1-4	9-11	-	-	1-6	4-9	11-10	13-NC	11-8	13-NL	15-9	19-16	14-9		
11 BEZZECCHI Marco	137	15	6	10	2	5	16	16	15	12	12	9	13	3	6	2	8	4	4		
		15-11	6-11	10-13	2-NC	5-NC	16-9	16-11	15-11	12-10	12-NL	9-8	13-10	3-NC	6-8	2-4	8-10	4-NC	4-7		
		15-14	6-6	10-8	2-3	5-NC	16-11	16-13	14-NC	12-8	12-8	9-6	13-7	3-5	6-4	2-5	8-7	4-19	4-NC		
12 MARQUEZ Alex	136	9	12	12	6	17	13	8	4	5	5	11	5	7	21	14	10	8	9		
		9-7	12-13	12-14	6-NC	17-14	13-14	8-8	4-8	5-9	5-6	11-20	5-4	7-10	21-13	14-14	10-7	8-NC	9-5		
		9-6	12-NC	12-15	6-4	17-10	13-7	8-9	3-7	5-3	5-7	11-10	5-NC	7-6	21-9	14-NL	10-NL	8-15	23-10		
13 QUARTARARO Fabio	93	16	9	16	23	8	17	15	13	14	18	15	17	10	9	6	12	19	6		
		16-12	9-9	16-15	23-5	8-10	17-10	15-NC	13-7	14-13	18-11	15-12	17-8	10-9	9-7	6-12	12-12	19-11	6-10		
		16-11	9-7	16-12	23-15	8-NC	17-9	15-18	12-12	14-11	18-11	15-18	17-NC	10-7	9-7	6-7	12-12	18-9	6-16		
14 MILLER Jack	82	11	5	11	15	11	9	19	14	16	11	5	15	12	19	16	14	16	15		
		11-10	5-5	11-7	15-14	11-8	9-7	19-12	14-13	16-11	11-7	5-5	15-13	12-8	19-14	16-11	14-8	16-NC	15-11		
		11-21	5-5	11-13	15-NC	11-NC	9-NC	19-16	13-11	16-13	11-12	5-19	15-15	12-8	19-16	16-NL	14-10	15-11	15-5		
15 OLIVEIRA Miguel	71	14	15	14	14	12	15	11	17	2	15	13	8	18	12	-	-	-	-		
		14-13	15-12	14-11	14-8	12-11	15-NC	11-NC	17-12	2-2	15-10	13-13	8-5	18-15	12-11	-	-	-	-		
		14-15	15-9	14-11	14-8	12-NC	15-10	11-14	16-15	2-6	15-NL	13-12	8-NL	18-11	12-10	-	-	-	-		
16 FERNANDEZ Raul	66	12	16	13	17	14	3	12	12	3	14	20	9	19	14	11	13	6	20		
		12-14	16-10	13-9	17-12	14-9	3-NC	12-10	12-17	3-14	14-12	20-14	9-11	19-17	14-17	11-19	13-11	6-6	20-14		
		23-NC	16-NC	13-10	17-11	14-11	3-6	12-12	11-8	3-10	14-NL	20-NC	9-16	19-18	14-13	11-10	13-15	6-10	20-NC		
17 ZARCO Johann	48	13	19	19	13	15	18	18	19	19	16	17	10	16	17	7	16	14	12		
		13-16	19-NC	19-NC	13-11	15-13	18-NC	18-15	19-16	19-17	16-14	17-15	10-NC	16-13	17-16	7-8	16-14	14-NC	12-12		
		13-12	19-15	19-NC	13-NC	15-12	18-16	18-19	17-13	19-17	16-14	17-21	10-13	16-12	17-15	7-9	16-11	14-12	12-8		
18 NAKAGAMI Takaaki	31	19	21	21	24	19	20	23	23	17	21	22	18	22	20	18	21	21	18		
		19-19	21-17	21-NL	24-10	19-16	20-13	23-16	23-18	17-18	21-17	22-16	18-14	22-20	20-19	18-17	21-NC	21-14	18-18		
		19-19	21-14	21-NC	24-14	19-14	20-14	23-NC	21-16	17-14	21-15	22-14	18-11	22-13	20-17	18-12	21-13	21-18	18-13		
19 RINS Alex	23	20	11	15	25	16	8	10	16	-	-	21	21	20	22	15	19	9	17		
		20-17	11-NC	15-16	25-15	16-NC	8-12	10-13	16-19	-	-	21-NC	21-17	20-19	-	15-15	19-16	9-12	17-17		
		20-16	11-13	15-NC	25-13	16-15	8-20	10-15	15-NL	-	-	21-16	21-9	20-19	-	15-11	19-16	9-13	17-NC		
20 MIR Joan	21	17	20	20	20	18	21	17	20	20	20	19	22	-	16	20	17	18	19		
		17-15	20-14	20-NC	20-9	18-NC	21-15	17-NC	20-14	20-21	20-16	19-19	22-18	-	16-21	20-NC	17-NC	18-13	19-13		
		17-13	20-12	20-NC	20-12	18-NC	21-15	17-NC	18-NC	20-18	20-NC	19-17	22-14	-	16-11	20-NC	17-NL	17-NC	19-15		

NC=Not classified NL=Not finished first lap NP=Not started race re-start N2=Not finished first lap race re-start EX=Excluded NS=Not Started DS=Disqualified

These data/results cannot be reproduced, stored and/or transmitted in whole or in part by any manner of electronic, mechanical, photocopying, recording, broadcasting or otherwise now known or herein after developed without the previous express consent by the copyright owner, except for reproduction in daily press and regular printed publications on sale to the public within 60 days of the event related to those data/results and always provided that copyright symbol appears together as follows below.
© DORNA, 2024

Official MotoGP Timing by TISSOT
www.motogp.com



	Rider	Points	QAT	POR	AME	SPA	FRA	CAT	ITA	NED	GER	GBR	AUT	ARA	RSM	EMI	INA	JPN	AUS	THA	MAL	VAL	
21	FERNANDEZ Augusto	21	18	18	18	18	20	19	20	22	15	17	16	19	17	18	21	18	17	16			
			18-18	18-15	18-NL	18-7	20-17	19-17	20-17	22-15	15-16	17-13	16-NC	19-12	17-16	18-20	21-NC	18-15	17-9	16-16			
			18-17	18-11	18-14	18-NC	20-13	19-NC	20-NC	20-14	15-16	17-16	16-15	19-12	17-NC	18-18	21-NC	18-NC	16-17	16-NC			
22	MARINI Luca	13	21	22	22	22	21	22	24	21	18	19	18	20	21	15	17	20	13	21			
			21-21	22-18	22-17	22-NC	21-18	22-16	24-19	21-NC	18-15	19-15	18-17	20-16	21-18	15-15	17-18	20-13	13-10	21-19			
			21-20	22-17	22-16	22-17	21-16	22-17	24-20	19-17	18-15	19-17	18-NC	23-17	-	15-12	17-NL	20-14	13-14	21-12			
23	ESPARGARO Pol	12	-	-	-	-	-	-	21	-	-	-	10	-	15	-	-	-	-	-			
			-	-	-	-	-	-	21-14	-	-	-	10-9	-	15-14	-	-	-	-	-			
			-	-	-	-	-	-	21-17	-	-	-	10-11	-	15-10	-	-	-	-	-			
24	PEDROSA Daniel	7	-	-	-	16	-	-	-	-	-	-	-	-	-	-	-	-	-	-			
			-	-	-	16-3	-	-	-	-	-	-	-	-	-	-	-	-	-	-	-		
			-	-	-	16-NC	-	-	-	-	-	-	-	-	-	-	-	-	-	-	-		
25	BRADL Stefan	2	-	-	-	19	-	23	-	-	21	-	23	-	23	-	-	-	-	-			
			-	-	-	19-NC	-	23-18	-	-	21-19	-	23-NC	-	23-NC	-	-	-	-	-	-		
			-	-	-	19-16	-	23-19	-	-	22-20	-	23-22	-	23-14	-	-	-	-	-	-		
26	GARDNER Remy	0	-	-	-	-	-	-	-	22	22	-	-	-	-	-	-	23	-	-			
			-	-	-	-	-	-	-	-	22-20	22-18	-	-	-	-	-	-	23-18	-	-		
			-	-	-	-	-	-	-	-	21-19	22-18	-	-	-	-	-	-	23-17	-	-		
27	SAVADORI Lorenzo	0	-	-	-	21	-	-	22	18	-	-	24	-	-	-	-	22	22	22			
			-	-	-	21-16	-	-	22-18	18-NC	-	-	24-18	-	-	-	-	-	22-17	22-15	22-21		
			-	-	-	21-NC	-	-	22-21	-	-	-	24-20	-	-	-	-	-	22-NC	20-NC	22-NC		

NC=Not classified NL=Not finished first lap NP=Not started race re-start N2=Not finished first lap race re-start EX=Excluded NS=Not Started DS=Disqualified

These data/results cannot be reproduced, stored and/or transmitted in whole or in part by any manner of electronic, mechanical, photocopying, recording, broadcasting or otherwise now known or herein after developed without the previous express consent by the copyright owner, except for reproduction in daily press and regular printed publications on sale to the public within 60 days of the event related to those data/results and always provided that copyright symbol appears together as follows below.
© DORNA, 2024

Official MotoGP Timing by **TISSOT**
www.motogp.com






4554 m.

PT GRAND PRIX OF THAILAND
Official Starting Grid

Race : 26 laps = 118.404 km



1	1 1'28.700 1 Francesco BAGNAIA Ducati	2 1'28.932 23 Enea BASTIANINI Ducati	3 1'29.130 89 Jorge MARTIN Ducati
2	4 1'29.324 72 Marco BEZZECCHI Ducati	5 1'29.386 93 Marc MARQUEZ Ducati	6 1'29.408 20 Fabio QUARTARARO Yamaha
3	7 1'29.419 31 Pedro ACOSTA KTM	8 1'29.435 49 Fabio DI GIANNANTONIO Ducati	9 1'29.527 73 Alex MARQUEZ Ducati
4	10 1'29.628 12 Maverick VIÑALES Aprilia	11 1'29.736 21 Franco MORBIDELLI Ducati	12 1'29.797 5 Johann ZARCO Honda
5	13 1'29.535 33 Brad BINDER KTM	14 1'29.568 41 Aleix ESPARGARO Aprilia	15 1'29.773 43 Jack MILLER KTM
6	16 1'29.828 37 Augusto FERNANDEZ KTM	17 1'29.835 42 Alex RINS Yamaha	18 1'29.903 30 Takaaki NAKAGAMI Honda
7	19 1'30.045 36 Joan MIR Honda	20 1'30.102 25 Raul FERNANDEZ Aprilia	21 1'30.137 10 Luca MARINI Honda
8	22 1'30.592 32 Lorenzo SAVADORI Aprilia		

The results are provisional until the end of the limit for protest and appeals and until the ratification of the Event Management Committee.

Time limit for protest expires 60' at the latest after publication of the results - Time:

These data/results cannot be reproduced, stored and/or transmitted in whole or in part by any manner of electronic, mechanical, photocopying, recording, broadcasting or otherwise now known or herein after developed without the previous express consent by the copyright owner, except for reproduction in daily press and regular printed publications on sale to the public within 60 days of the event related to those data/results and always provided that copyright symbol appears together as follows below.

© DORNA, 2024

Official MotoGP Timing by **TISSOT**
www.motogp.com



Buriram, Sunday, October 27, 2024



4554 m.

PT GRAND PRIX OF THAILAND

Race

Top Speed & Average



Rider	Nation	Motorcycle	Top 5 speeds					Average	Top
31 Pedro ACOSTA	SPA	KTM	322.3	321.4	320.4	319.5	318.5	320.1	322.3
49 Fabio DI GIANNANTONIO	ITA	DUCATI	322.3	314.8	314.8	313.9	313.9	315.9	322.3
36 Joan MIR	SPA	HONDA	321.4	316.7	316.7	314.8	313.9	316.7	321.4
1 Francesco BAGNAIA	ITA	DUCATI	320.4	320.4	319.5	317.6	317.6	318.9	320.4
20 Fabio QUARTARARO	FRA	YAMAHA	320.4	319.5	318.5	318.5	318.5	319.0	320.4
30 Takaaki NAKAGAMI	JPN	HONDA	320.4	315.7	311.2	311.2	310.3	313.8	320.4
89 Jorge MARTIN	SPA	DUCATI	320.4	318.5	316.7	315.7	315.7	316.8	320.4
23 Enea BASTIANINI	ITA	DUCATI	319.5	317.6	316.7	316.7	311.2	314.4	319.5
5 Johann ZARCO	FRA	HONDA	317.6	314.8	313.9	309.4	306.8	312.5	317.6
41 Aleix ESPARGARO	SPA	APRILIA	317.6	316.7	315.7	314.8	313.9	315.4	317.6
43 Jack MILLER	AUS	KTM	316.7	316.7	316.7	314.8	314.8	315.8	316.7
10 Luca MARINI	ITA	HONDA	315.7	315.7	313.9	308.5	303.3	311.4	315.7
93 Marc MARQUEZ	SPA	DUCATI	314.8	313.0	312.1	312.1	310.3	311.8	314.8
12 Maverick VIÑALES	SPA	APRILIA	313.9	313.0	311.2	310.3	310.3	311.7	313.9
32 Lorenzo SAVADORI	ITA	APRILIA	313.9	311.2	310.3	310.3	310.3	311.2	313.9
33 Brad BINDER	RSA	KTM	313.9	313.0	310.3	310.3	309.4	311.1	313.9
42 Alex RINS	SPA	YAMAHA	313.0	313.0	311.2	311.2	310.3	311.5	313.0
21 Franco MORBIDELLI	ITA	DUCATI	311.2	304.2	301.6	298.3	292.6	301.6	311.2
37 Augusto FERNANDEZ	SPA	KTM	311.2	310.3	308.5	308.5	307.6	308.8	311.2
73 Alex MARQUEZ	SPA	DUCATI	311.2	311.2	311.2	308.5	307.6	309.9	311.2
72 Marco BEZZECCHI	ITA	DUCATI	291.1	288.7	286.4			288.7	291.1
25 Raul FERNANDEZ	SPA	APRILIA	287.2	283.4	282.7	281.9	281.2	283.3	287.2

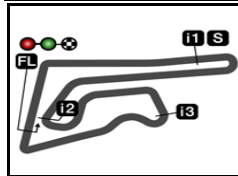
These data/results cannot be reproduced, stored and/or transmitted in whole or in part by any manner of electronic, mechanical, photocopying, recording, broadcasting or otherwise now known or herein after developed without the previous express consent by the copyright owner, except for reproduction in daily press and regular printed publications on sale to the public within 60 days of the event related to those data/results and always provided that copyright symbol appears together as follows below.

© DORNA, 2024

Official MotoGP Timing by TISSOT
www.motogp.com



Buriram, Sunday, October 27, 2024



4554 m.

PT GRAND PRIX OF THAILAND
Race
Fastest Laps Sequence

Lap	Race Time	 Rider	Nation	Motorcycle	Time	Km/h	Riders's Lap
2	3'24.705	89 Jorge MARTIN	SPA	DUCATI	1'41.445	161.6	2
3	5'06.089	89 Jorge MARTIN	SPA	DUCATI	1'41.384	161.7	3
3	5'06.744	1 Francesco BAGNAIA	ITA	DUCATI	1'41.189	162.0	3
3	5'08.481	21 Franco MORBIDELLI	ITA	DUCATI	1'41.057	162.2	3
3	5'09.101	43 Jack MILLER	AUS	KTM	1'40.897	162.4	3
4	6'46.852	89 Jorge MARTIN	SPA	DUCATI	1'40.763	162.7	4
4	6'47.286	1 Francesco BAGNAIA	ITA	DUCATI	1'40.542	163.0	4
4	6'49.549	43 Jack MILLER	AUS	KTM	1'40.448	163.2	4
7	11'49.316	93 Marc MARQUEZ	SPA	DUCATI	1'40.223	163.5	7
7	11'53.233	23 Enea BASTIANINI	ITA	DUCATI	1'40.182	163.6	7
7	11'53.630	21 Franco MORBIDELLI	ITA	DUCATI	1'39.979	163.9	7
9	15'10.168	89 Jorge MARTIN	SPA	DUCATI	1'39.841	164.2	9
10	16'49.386	1 Francesco BAGNAIA	ITA	DUCATI	1'39.794	164.2	10
12	20'09.377	93 Marc MARQUEZ	SPA	DUCATI	1'39.720	164.4	12
17	28'39.258	49 Fabio DI GIANNANTONI	ITA	DUCATI	1'39.576	164.6	17

These data/results cannot be reproduced, stored and/or transmitted in whole or in part by any manner of electronic, mechanical, photocopying, recording, broadcasting or otherwise now known or herein after developed without the previous express consent by the copyright owner, except for reproduction in daily press and regular printed publications on sale to the public within 60 days of the event related to those data/results and always provided that copyright symbol appears together as follows below.

© DORNA, 2024

Official MotoGP Timing by TISSOT
 www.motogp.com



Buriram, Sunday, October 27, 2024