




4554 m.

PT GRAND PRIX OF THAILAND

Tissot Sprint

Classification after 13 laps = 59.202 km

29

Pos		Rider	Nation	Team	Motorcycle	Total Time	Km/h	Gap
1	12	23 Enea BASTIANINI	ITA	Ducati Lenovo Team	DUCATI	19'31.131	181.9	
2	9	89 Jorge MARTIN	SPA	Prima Pramac Racing	DUCATI	19'32.488	181.7	1.357
3	7	1 Francesco BAGNAIA	ITA	Ducati Lenovo Team	DUCATI	19'33.503	181.6	2.372
4	6	93 Marc MARQUEZ	SPA	Gresini Racing MotoGP	DUCATI	19'36.533	181.1	5.402
5	5	73 Alex MARQUEZ	SPA	Gresini Racing MotoGP	DUCATI	19'41.271	180.4	10.140
6	4	21 Franco MORBIDELLI	ITA	Prima Pramac Racing	DUCATI	19'42.218	180.2	11.087
7	3	72 Marco BEZZECCHI	ITA	Pertamina Enduro VR46 Racing T	DUCATI	19'42.669	180.2	11.538
8	2	49 Fabio DI GIANNANTONIO	ITA	Pertamina Enduro VR46 Racing T	DUCATI	19'42.811	180.1	11.680
9	1	33 Brad BINDER	RSA	Red Bull KTM Factory Racing	KTM	19'44.823	179.8	13.692
10		20 Fabio QUARTARARO	FRA	Monster Energy Yamaha MotoGP	YAMAHA	19'45.614	179.7	14.483
11		43 Jack MILLER	AUS	Red Bull KTM Factory Racing	KTM	19'49.528	179.1	18.397
12		5 Johann ZARCO	FRA	CASTROL Honda LCR	HONDA	19'49.675	179.1	18.544
13		36 Joan MIR	SPA	Repsol Honda Team	HONDA	19'50.396	179.0	19.265
14		25 Raul FERNANDEZ	SPA	Trackhouse Racing	APRILIA	19'50.819	178.9	19.688
15		41 Aleix ESPARGARO	SPA	Aprilia Racing	APRILIA	19'51.119	178.9	19.988
16		37 Augusto FERNANDEZ	SPA	Red Bull GASGAS Tech3	KTM	19'52.429	178.7	21.298
17		42 Alex RINS	SPA	Monster Energy Yamaha MotoGP	YAMAHA	19'52.544	178.7	21.413
18		30 Takaaki NAKAGAMI	JPN	IDEMITSU Honda LCR	HONDA	19'54.531	178.4	23.400
19		10 Luca MARINI	ITA	Repsol Honda Team	HONDA	19'55.110	178.3	23.979
20		12 Maverick VIÑALES	SPA	Aprilia Racing	APRILIA	20'00.605	177.5	29.474
21		32 Lorenzo SAVADORI	ITA	Trackhouse Racing	APRILIA	20'10.520	176.0	39.389

Not classified

31		Pedro ACOSTA	SPA	Red Bull GASGAS Tech3	KTM	15'44.928	173.4	3 laps
----	--	--------------	-----	-----------------------	-----	-----------	-------	--------

Race condition: Dry

Air: 30°
Humidity: 67%
Ground: 46°

Pole Position:

	Francesco BAGNAIA	1'28.700	184.8 Km/h
--	-------------------	----------	------------

Fastest Lap:	Lap 5	Jorge MARTIN	1'29.554	183.0 Km/h
--------------	-------	--------------	----------	------------

Best Race Lap:	2023	Marco BEZZECCHI	1'30.896	180.3 Km/h
----------------	------	-----------------	----------	------------

All-Time Lap Record:	2024	Francesco BAGNAIA	1'28.700	184.8 Km/h
----------------------	------	-------------------	----------	------------

14:45'00

14:49'17

14:59'45

15:02'04

15:04'01

15:05'07 Fabio QUARTARARO

15:07'10 Pedro ACOSTA

15:07'29 Pedro ACOSTA

15:08'00 Alex RINS

15:08'26 Lorenzo SAVADORI

15:08'29 Maverick VIÑALES

15:09'01 Luca MARINI

15:10'59 Brad BINDER

15:12'20 Jorge MARTIN

15:17'48 Pedro ACOSTA

SIGHTING LAP START

All bikes on grid

WARM UP LAP START

RACE START

No jump starts

track limits warning

crashed out - Rider OK

re-joined race

track limits warning

track limits warning

track limits warning

track limits warning

track limits warning

entered pits and retired

The results are provisional until the end of the limit for protest and appeals.

Time limit for protest expires 60' after publication of the results - Time:

These data/results cannot be reproduced, stored and/or transmitted in whole or in part by any manner of electronic, mechanical, photocopying, recording, broadcasting or otherwise now known or herein after developed without the previous express consent by the copyright owner, except for reproduction in daily press and regular printed publications on sale to the public within 60 days of the event related to those data/results and always provided that copyright symbol appears together as follows below.

© DORNA, 2024

Official MotoGP Timing by TISSOT
www.motogp.com



Buriram, Saturday, October 26, 2024



Results and timing service provided by TISSOT

MotoGP™

PT GRAND PRIX OF THAILAND

After the Tissot Sprint

World Championship Classification

30

Rider	Points	Leader	Prev	QAT	POR	AME	SPA	FRA	CAT	ITA	NED	GER	GBR	AUT	ARA	RSM	EMI	INA	JPN	AUS	THA	MAL	VAL	
1 MARTIN Jorge [SPA]	433			28 12 16	32 7 25	20 7 13	12 12 -	37 12 25	26 6 20	16 - 16	29 9 20	12 12 -	29 9 20	29 9 20	29 9 20	13 12 1	29 9 20	25 0 25	26 6 20	32 12 20	9 9			
2 BAGNAIA Francesco [ITA]	411	22	22	31 6 25	6 6 -	13 2 11	25 - 25	16 - 16	25 - 25	37 12 25	37 12 25	32 7 25	16 - 16	37 12 25	1 1 -	29 9 20	12 12 -	28 12 16	37 12 25	22 6 16	7 7			
3 MARQUEZ Marc [SPA]	351	82	60	18 5 13	9 9 0	9 9 -	24 4 20	29 9 20	25 9 16	22 9 13	6 - 6	24 4 20	13 - 13	13 - 13	37 12 25	30 5 25	22 6 16	7 7 -	23 7 16	34 9 25	6 6			
4 BASTIANINI Enea [ITA]	343	90	8	15 4 11	24 4 20	20 4 16	11 - 11	19 6 13	5 5 0	20 - 20	22 6 16	19 6 13	37 12 25	22 6 16	14 3 11	22 6 16	32 7 25	9 9 -	22 9 13	18 7 11	12 12			
5 BINDER Brad [RSA]	193	240	150	29 9 20	13 - 13	7 0 7	10 - 10	8 0 8	8 - 8	10 4 6	14 4 10	9 2 7	6 6 -	14 3 11	17 4 13	16 3 13	4 4 0	8 0 8	10 - 10	9 - 9	1 1			
6 ACOSTA Pedro [SPA]	181	252	12	9 2 7	19 3 16	26 6 20	15 9 6	4 4 -	10 7 3	18 7 11	0 0 -	9 0 9	12 5 7	3 0 3	23 7 16	4 4 0	5 5 -	24 4 20	- - -	- - -	- - -			
7 VIÑALES Maverick [SPA]	171	262	10	7 1 6	12 12 -	37 12 25	7 - 7	18 7 11	6 2 4	13 5 8	18 7 11	7 3 4	5 2 3	9 0 9	0 0 -	0 0 0	10 0 10	13 3 10	1 1 -	8 - 8	0 0			
8 MORBIDELLI Franco [ITA]	155	278	16	0 0 0	0 0 0	0 0 -	6 6 -	9 0 9	0 0 -	16 6 10	8 1 7	16 5 11	6 - 6	12 4 8	10 - 10	7 7 -	12 1 11	18 5 13	16 5 11	15 5 10	4 4			
9 DI GIANNANTONIO Fabio [ITA]	152	281	3	9 - 9	6 - 6	10 - 10	9 0 9	13 3 10	15 4 11	12 3 9	18 5 13	0 0 -	12 1 11	- - -	8 0 8	7 - 7	2 0 2	1 1 -	12 4 8	16 3 13	2 2			
10 BEZZECCHI Marco [ITA]	137	296	15	2 0 2	10 0 10	8 0 8	16 - 16	- - -	6 1 5	3 0 3	0 0 -	8 0 8	8 - 8	12 2 10	9 0 9	11 - 11	15 2 13	17 6 11	9 0 9	0 - 0	3 3			
11 ESPARGARO Aleix [SPA]	136	297	1	15 7 8	10 2 8	14 5 9	- - -	12 5 7	25 12 13	6 1 5	- - -	- - -	17 7 10	14 7 7	6 - 6	0 0 -	8 0 8	0 0 -	7 - 7	2 2 0	0 0			
12 MARQUEZ Alex [SPA]	130	303	6	13 3 10	0 0 -	1 0 1	13 - 13	6 0 6	9 0 9	9 2 7	11 2 9	17 1 16	13 4 9	6 0 6	6 6 -	10 0 10	7 0 7	0 0 -	3 3 -	1 - 1	5 5			

These data/results cannot be reproduced, stored and/or transmitted in whole or in part by any manner of electronic, mechanical, photocopying, recording, broadcasting or otherwise now known or herein after developed without the previous express consent by the copyright owner, except for reproduction in daily press and regular printed publications on sale to the public within 60 days of the event related to those data/results and always provided that copyright symbol appears together as follows below.
© DORNA, 2024

Official MotoGP Timing by TISSOT
www.motogp.com





Results and timing service provided by **TISSOT**

MotoGP™

PT GRAND PRIX OF THAILAND

After the Tissot Sprint

World Championship Classification

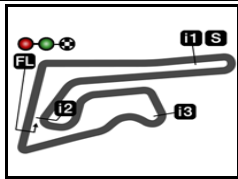
30

Rider	Points	Leader	Prev	QAT	POR	AME	SPA	FRA	CAT	ITA	NED	GER	GBR	AUT	ARA	RSM	EMI	INA	JPN	AUS	THA	MAL	VAL	
13 QUARTARARO Fabio [FRA]	93	340	37	5 0 5	10 1 9	4 0 4	6 5 1	0 0 -	7 0 7	0 - 0	7 3 4	5 0 5	5 0 5	0 0 0	2 2 -	10 1 9	12 3 9	9 0 9	4 0 4	7 0 7	0 0			
14 MILLER Jack [AUS]	71	362	22	0 0 0	16 5 11	6 3 3	0 0 -	2 2 -	3 3 -	0 0 0	5 0 5	3 0 3	7 3 4	5 5 0	1 0 1	10 2 8	0 0 0	0 0 -	8 2 6	5 - 5	0 0			
15 OLIVEIRA Miguel [POR]	71	362	0	1 0 1	7 0 7	5 0 5	10 2 8	0 0 -	6 - 6	2 - 2	1 0 1	19 9 10	0 0 -	4 0 4	5 5 -	5 0 5	6 0 6	- - -	- - -	- - -	- - -			
16 FERNANDEZ Raul [SPA]	66	367	5	0 0 -	0 0 -	7 1 6	5 0 5	6 1 5	10 - 10	4 0 4	8 0 8	6 0 6	0 0 -	0 0 -	0 0 0	0 0 0	3 0 3	6 0 6	1 0 1	10 4 6	0 0			
17 ZARCO Johann [FRA]	40	393	26	4 0 4	1 - 1	- - -	0 0 -	4 0 4	0 - 0	0 0 0	3 0 3	0 0 0	2 0 2	0 0 0	3 - 3	4 0 4	1 0 1	9 2 7	5 0 5	4 - 4	0 0			
18 NAKAGAMI Takaaki [JPN]	28	405	12	0 0 0	2 0 2	- - -	2 0 2	2 0 2	2 0 2	0 0 -	0 0 0	2 0 2	1 0 1	2 0 2	5 0 5	3 0 3	0 0 0	4 0 4	3 - 3	0 0 0	0 0			
19 RINS Alex [SPA]	23	410	5	0 0 0	3 - 3	0 0 -	3 0 3	1 - 1	0 0 0	1 0 1	0 0 -	- - -	- - -	0 - 0	7 0 7	0 0 0	- - -	5 0 5	0 0 0	3 0 3	0 0			
20 FERNANDEZ Augusto [SPA]	21	412	2	0 0 0	5 0 5	2 - 2	3 3 -	3 0 3	0 0 -	0 0 -	2 0 2	0 0 0	0 0 0	1 - 1	4 0 4	0 0 -	0 0 0	- - -	0 0 -	1 1 0	0 0			
21 MIR Joan [SPA]	20	413	1	3 0 3	4 0 4	- - -	5 1 4	- - -	1 0 1	- - -	0 0 -	0 0 0	0 0 -	0 0 0	2 0 2	- - -	5 0 5	- - -	- - -	0 0 -	0 0			
22 ESPARGARO Pol [SPA]	12	421	8	- - -	- - -	- - -	- - -	- - -	- - -	0 0 0	- - -	- - -	- - -	6 1 5	- - -	6 0 6	- - -	- - -	- - -	- - -	- - -			
23 MARINI Luca [ITA]	9	424	3	0 0 0	0 0 0	0 0 0	0 - 0	0 0 0	0 0 0	0 0 0	0 - 0	1 0 1	0 0 0	0 0 -	0 0 0	0 0 -	4 0 4	0 0 -	2 0 2	2 0 2	0 0			
24 PEDROSA Daniel [SPA]	7	426	2	- - -	- - -	- - -	7 7 -	- - -	- - -	- - -	- - -	- - -	- - -	- - -	- - -	- - -	- - -	- - -	- - -	- - -	- - -			

These data/results cannot be reproduced, stored and/or transmitted in whole or in part by any manner of electronic, mechanical, photocopying, recording, broadcasting or otherwise now known or herein after developed without the previous express consent by the copyright owner, except for reproduction in daily press and regular printed publications on sale to the public within 60 days of the event related to those data/results and always provided that copyright symbol appears together as follows below.
© DORNA, 2024

Official MotoGP Timing by **TISSOT**
www.motogp.com





4554 m.

PT GRAND PRIX OF THAILAND

After the Tissot Sprint

World Championship Classification

MotoGP™

30

Rider	Points	Leader	Prev	QAT	POR	AME	SPA	FRA	CAT	ITA	NED	GER	GBR	AUT	ARA	RSM	EMI	INA	JPN	AUS	THA	MAL	VAL	
25 BRADL Stefan [GER]	2	431	5	-	-	-	0	-	0	-	-	0	-	0	-	2	-	-	-	-	-	-	-	-
26 GARDNER Remy [AUS]	0	433	2	-	-	-	-	-	-	-	-	0	0	-	-	-	-	-	0	-	-	-	-	-
27 SAVADORI Lorenzo [ITA]	0	433	0	-	-	-	0	-	-	0	-	-	-	0	-	-	-	-	0	0	0	-	-	-

These data/results cannot be reproduced, stored and/or transmitted in whole or in part by any manner of electronic, mechanical, photocopying, recording, broadcasting or otherwise now known or herein after developed without the previous express consent by the copyright owner, except for reproduction in daily press and regular printed publications on sale to the public within 60 days of the event related to those data/results and always provided that copyright symbol appears together as follows below.
© DORNA, 2024





4554 m.

PT GRAND PRIX OF THAILAND

After the Tissot Sprint

World Championship Classification

MotoGP™

30

Constructor	Points	Leader	Previous	QAT	POR	AME	SPA	FRA	CAT	ITA	NED	GER	GBR	AUT	ARA	RSM	EMI	INA	JPN	AUS	THA	MAL	VAL
1 DUCATI	623			37	34	25	37	37	34	37	37	37	37	37	37	37	37	37	37	37	37	12	
2 KTM	286	337	337	29	21	26	19	12	15	18	14	11	13	16	23	17	5	24	12	10	1		
3 APRILIA	267	356	19	15	20	37	10	18	25	13	18	19	17	16	11	5	10	13	8	12	-		
4 YAMAHA	104	519	163	5	10	4	8	1	7	1	7	5	5	-	9	10	12	9	4	7	-		
5 HONDA	60	563	44	4	4	-	5	4	2	-	3	2	2	2	5	4	5	9	5	4	-		

Team	Points	Leader	Previous	QAT	POR	AME	SPA	FRA	CAT	ITA	NED	GER	GBR	AUT	ARA	RSM	EMI	INA	JPN	AUS	THA	MAL	VAL
1 DUCATI LENOVO TEAM	754			46	30	33	36	35	30	57	59	51	53	59	15	51	44	37	59	40	19		
2 PRIMA PRAMAC RACING	588	166	166	28	32	20	18	46	26	32	37	28	35	41	39	20	41	43	42	47	13		
3 GRESINI RACING MOTOGP	481	273	107	31	9	10	37	35	34	31	17	41	26	19	43	40	29	7	26	35	11		
4 APRILIA RACING	307	447	174	22	22	51	7	30	31	19	18	7	22	23	6	-	18	13	8	10	-		
5 PERTAMINA ENDURO VR46 RACING TE	289	465	18	11	16	18	25	13	21	15	18	8	20	12	17	18	17	18	21	16	5		
6 RED BULL KTM FACTORY RACING	264	490	25	29	29	13	10	10	11	10	19	12	13	19	18	26	4	8	18	14	1		
7 RED BULL GASGAS TECH3	202	552	62	9	24	28	18	7	10	18	2	9	12	4	27	4	5	24	-	1	-		
8 TRACKHOUSE RACING	137	617	65	1	7	12	15	6	16	6	9	25	-	4	5	5	9	6	1	10	-		
9 MONSTER ENERGY YAMAHA MOTOGP	116	638	21	5	13	4	9	1	7	1	7	5	5	-	9	10	12	14	4	10	-		
10 LCR HONDA	68	686	48	4	3	-	2	6	2	-	3	2	3	2	8	7	1	13	8	4	-		
11 REPSOL HONDA TEAM	29	725	39	3	4	-	5	-	1	-	-	1	-	-	2	-	9	-	2	2	-		

These data/results cannot be reproduced, stored and/or transmitted in whole or in part by any manner of electronic, mechanical, photocopying, recording, broadcasting or otherwise now known or herein after developed without the previous express consent by the copyright owner, except for reproduction in daily press and regular printed publications on sale to the public within 60 days of the event related to those data/results and always provided that copyright symbol appears together as follows below.

© DORNA, 2024

Official MotoGP Timing by 
www.motogp.com





4554 m.

PT GRAND PRIX OF THAILAND
Tissot Sprint
Lap Chart

31

Pos	1	2	3	4	5	6	7	8	9	10	11	12	13	14	15	16	17	18	19	20	21	22
Grid	1	23	89	72	93	20	31	49	73	12	21	5	33	41	43	37	42	30	36	25	10	32

1	23	1	93	31	89	73	33	72	21	49	20	43	12	36	5	41	25	30	42	37	10	32
2	23	1	93	89	31	73	33	72	21	49	43	12	36	41	20	5	25	30	37	42	10	32
3	23	1	93	89	31	73	33	21	49	72	43	36	41	20	5	12	25	30	37	42	10	32
4	23	1	89	93	73	33	21	49	72	43	41	20	36	5	25	12	37	30	42	10	31	32
5	23	1	89	93	73	33	21	49	72	43	20	41	36	5	25	12	37	30	42	10	31	32
6	23	1	89	93	73	33	21	49	72	43	20	41	36	5	25	12	37	30	42	10	31	32
7	23	89	1	93	73	33	21	49	72	43	20	36	5	41	25	12	37	30	42	10	31	32
8	23	89	1	93	73	33	49	21	72	43	20	36	5	41	25	12	37	42	30	31	10	32
9	23	89	1	93	73	33	21	49	72	20	43	36	5	25	41	12	37	42	30	31	10	32
10	23	89	1	93	73	21	72	33	49	20	43	36	5	25	41	37	42	12	30	10	32	31
L	11	23	89	1	93	73	21	72	49	33	20	43	5	36	25	41	42	37	12	30	10	32
a	12	23	89	1	93	73	21	72	49	33	20	43	5	36	25	41	42	37	30	10	12	32
P	13	23	89	1	93	73	21	72	49	33	20	43	5	36	25	41	37	42	30	10	12	32
S																						

Winner Lapped rider

These data/results cannot be reproduced, stored and/or transmitted in whole or in part by any manner of electronic, mechanical, photocopying, recording, broadcasting or otherwise now known or herein after developed without the previous express consent by the copyright owner, except for reproduction in daily press and regular printed publications on sale to the public within 60 days of the event related to those data/results and always provided that copyright symbol appears together as follows below.
 © DORNA, 2024




4554 m.

PT GRAND PRIX OF THAILAND

Tissot Sprint

Fastest Lap of Each Rider

32

	Rider	Nation	Team	Motorcycle	Time	Lap	Total	Gap
1	89 Jorge MARTIN	SPA	Prima Pramac Racing	DUCATI	1'29.554	5	13	
2	23 Enea BASTIANINI	ITA	Ducati Lenovo Team	DUCATI	1'29.639	3	13	0.085 0.085
3	1 Francesco BAGNAIA	ITA	Ducati Lenovo Team	DUCATI	1'29.708	5	13	0.154 0.069
4	93 Marc MARQUEZ	SPA	Gresini Racing MotoGP	DUCATI	1'29.820	5	13	0.266 0.112
5	31 Pedro ACOSTA	SPA	Red Bull GASGAS Tech3	KTM	1'30.108	3	10	0.554 0.288
6	73 Alex MARQUEZ	SPA	Gresini Racing MotoGP	DUCATI	1'30.124	4	13	0.570 0.016
7	33 Brad BINDER	RSA	Red Bull KTM Factory Racing	KTM	1'30.145	2	13	0.591 0.021
8	21 Franco MORBIDELLI	ITA	Prima Pramac Racing	DUCATI	1'30.201	4	13	0.647 0.056
9	49 Fabio DI GIANNANTONIO	ITA	Pertamina Enduro VR46 Racing Tea	DUCATI	1'30.288	2	13	0.734 0.087
10	72 Marco BEZZECCHI	ITA	Pertamina Enduro VR46 Racing Tea	DUCATI	1'30.320	5	13	0.766 0.032
11	20 Fabio QUARTARARO	FRA	Monster Energy Yamaha MotoGP T	YAMAHA	1'30.586	4	13	1.032 0.266
12	41 Alex ESPARGARO	SPA	Aprilia Racing	APRILIA	1'30.634	4	13	1.080 0.048
13	5 Johann ZARCO	FRA	CASTROL Honda LCR	HONDA	1'30.647	3	13	1.093 0.013
14	25 Raul FERNANDEZ	SPA	Trackhouse Racing	APRILIA	1'30.689	5	13	1.135 0.042
15	43 Jack MILLER	AUS	Red Bull KTM Factory Racing	KTM	1'30.727	3	13	1.173 0.038
16	36 Joan MIR	SPA	Repsol Honda Team	HONDA	1'30.735	5	13	1.181 0.008
17	42 Alex RINS	SPA	Monster Energy Yamaha MotoGP T	YAMAHA	1'30.783	8	13	1.229 0.048
18	12 Maverick VIÑALES	SPA	Aprilia Racing	APRILIA	1'30.788	5	13	1.234 0.005
19	37 Augusto FERNANDEZ	SPA	Red Bull GASGAS Tech3	KTM	1'30.870	5	13	1.316 0.082
20	10 Luca MARINI	ITA	Repsol Honda Team	HONDA	1'31.087	6	13	1.533 0.217
21	30 Takaaki NAKAGAMI	JPN	IDEMITSU Honda LCR	HONDA	1'31.095	6	13	1.541 0.008
22	32 Lorenzo SAVADORI	ITA	Trackhouse Racing	APRILIA	1'32.382	8	13	2.828 1.287

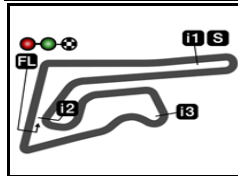
These data/results cannot be reproduced, stored and/or transmitted in whole or in part by any manner of electronic, mechanical, photocopying, recording, broadcasting or otherwise now known or herein after developed without the previous express consent by the copyright owner, except for reproduction in daily press and regular printed publications on sale to the public within 60 days of the event related to those data/results and always provided that copyright symbol appears together as follows below.

© DORNA, 2024

Official MotoGP Timing by TISSOT
www.motogp.com

Buriram, Saturday, October 26, 2024





4554 m.

PT GRAND PRIX OF THAILAND

After the Tissot Sprint

Event Best Maximum Speed

33



Rider	Nation Team	Motorcycle	Km/h	
31 Pedro ACOSTA	SPA Red Bull GASGAS Tech3	KTM	340.6	Qualifying Nr. 2
89 Jorge MARTIN	SPA Prima Pramac Racing	DUCATI	338.5	Practice
23 Enea BASTIANINI	ITA Ducati Lenovo Team	DUCATI	337.5	Practice
41 Aleix ESPARGARO	SPA Aprilia Racing	APRILIA	337.5	Tissot Sprint
1 Francesco BAGNAIA	ITA Ducati Lenovo Team	DUCATI	336.4	Tissot Sprint
32 Lorenzo SAVADORI	ITA Trackhouse Racing	APRILIA	335.4	Qualifying Nr. 1
5 Johann ZARCO	FRA CASTROL Honda LCR	HONDA	335.4	Qualifying Nr. 2
21 Franco MORBIDELLI	ITA Prima Pramac Racing	DUCATI	335.4	Qualifying Nr. 2
12 Maverick VIÑALES	SPA Aprilia Racing	APRILIA	334.3	Tissot Sprint
20 Fabio QUARTARARO	FRA Monster Energy Yamaha MotoGP	YAMAHA	334.3	Qualifying Nr. 2
25 Raul FERNANDEZ	SPA Trackhouse Racing	APRILIA	334.3	Tissot Sprint
36 Joan MIR	SPA Repsol Honda Team	HONDA	334.3	Qualifying Nr. 1
93 Marc MARQUEZ	SPA Gresini Racing MotoGP	DUCATI	334.3	Tissot Sprint
37 Augusto FERNANDEZ	SPA Red Bull GASGAS Tech3	KTM	334.3	Tissot Sprint
42 Alex RINS	SPA Monster Energy Yamaha MotoGP	YAMAHA	334.3	Practice
43 Jack MILLER	AUS Red Bull KTM Factory Racing	KTM	333.3	Free Practice Nr. 1
10 Luca MARINI	ITA Repsol Honda Team	HONDA	333.3	Qualifying Nr. 1
33 Brad BINDER	RSA Red Bull KTM Factory Racing	KTM	333.3	Practice
49 Fabio DI GIANNANTONIO	ITA Pertamina Enduro VR46 Racing T	DUCATI	332.3	Tissot Sprint
72 Marco BEZZECCHI	ITA Pertamina Enduro VR46 Racing T	DUCATI	332.3	Practice
30 Takaaki NAKAGAMI	JPN IDEMITSU Honda LCR	HONDA	331.2	Tissot Sprint
73 Alex MARQUEZ	SPA Gresini Racing MotoGP	DUCATI	331.2	Free Practice Nr. 2

These data/results cannot be reproduced, stored and/or transmitted in whole or in part by any manner of electronic, mechanical, photocopying, recording, broadcasting or otherwise now known or herein after developed without the previous express consent by the copyright owner, except for reproduction in daily press and regular printed publications on sale to the public within 60 days of the event related to those data/results and always provided that copyright symbol appears together as follows below.

© DORNA, 2024

Official MotoGP Timing by TISSOT
www.motogp.com



Buriram, Saturday, October 26, 2024



PT GRAND PRIX OF THAILAND
Tissot Sprint
Chronological Analysis of Performances

34

* Lap / Sector time cancelled T1 Time from finish line to 1st intermediate T3 Time from 2nd intermed. to 3rd intermed.
P Crossing the finish line in pit lane T2 Time from 1st intermed. to 2nd intermed. T4 Time from 3rd intermediate to finish line
**Tyre data subject to further updates

Lap	Lap Time	T1	T2	T3	T4	Speed	Lap	Lap Time	T1	T2	T3	T4	Speed
1st	23	Enea BASTIANINI		DUCATI		ITA	4	1'29.918	18.409	25.740	22.769	23.000	335.4
		Ducati Lenovo Team					5	1'29.708	18.344	25.688	22.778	22.898	333.3
		Runs=1	Total laps=13	Full laps=12	Valid laps=12		6	1'29.944	18.460	25.679	22.746	23.059	334.3
Run #	1	Front Tyre	Slick-Hard	Rear Tyre	Slick-Medium		7	1'30.578	18.387	25.798	23.341	23.052	334.3
		New Tyre		New Tyre			8	1'29.926	18.370	25.763	22.830	22.963	332.3
1	1'31.663	19.740	25.908	23.048	22.967	331.2	9	1'30.146	18.439	25.699	22.924	23.084	336.4
2	1'29.820	18.472	25.648	22.796	22.904	331.2	10	1'29.984	18.381	25.772	22.806	23.025	331.2
3	1'29.639	18.401	25.580	22.740	22.918	331.2	11	1'30.000	18.474	25.681	22.812	23.033	335.4
4	1'29.690	18.439	25.641	22.726	22.884	332.3	12	1'30.246	18.447	25.770	22.890	23.139	334.3
5	1'29.750	18.382	25.762	22.698	22.908	333.3	13	1'30.987	18.590	25.907	23.124	23.366	335.4
6	1'29.893	18.467	25.683	22.819	22.924	332.3							
7	1'29.885	18.497	25.655	22.779	22.954	331.2	4th	93	Marc MARQUEZ		DUCATI		SPA
8	1'29.892	18.407	25.658	22.737	23.090	332.3			Gresini Racing MotoGP				
9	1'29.963	18.459	25.713	22.858	22.933	332.3			Runs=1	Total laps=13	Full laps=12	Valid laps=12	
10	1'30.324	18.489	25.936	22.837	23.062	331.2	Run #	1	Front Tyre	Slick-Hard	Rear Tyre	Slick-Medium	
11	1'30.064	18.403	25.749	22.885	23.027	331.2			New Tyre		New Tyre		
12	1'30.186	18.480	25.737	22.867	23.102	332.3	1	1'32.500	19.959	26.324	23.203	23.014	327.2
13	1'30.362	18.514	25.795	22.886	23.167	333.3	2	1'30.016	18.457	25.705	22.777	23.077	333.3
							3	1'29.831	18.460	25.643	22.774	22.954	333.3
2nd	89	Jorge MARTIN		DUCATI		SPA	4	1'30.077	18.476	25.658	22.732	23.211	334.3
		Prima Pramac Racing					5	1'29.820	18.421	25.742	22.712	22.945	331.2
		Runs=1	Total laps=13	Full laps=12	Valid laps=10		6	1'29.980	18.507	25.689	22.756	23.028	333.3
Run #	1	Front Tyre	Slick-Hard	Rear Tyre	Slick-Medium		7	1'30.321	18.477	25.886	22.854	23.104	331.2
		New Tyre		New Tyre			8	1'29.989	18.477	25.778	22.724	23.010	333.3
1	1'32.881	20.252	26.280	23.220	23.129	327.2	9	1'30.345	18.561	25.711	22.848	23.225	332.3
2	1'29.966	18.376	25.826	22.828	22.936	335.4	10	1'30.255	18.477	25.741	22.917	23.120	332.3
3	1'29.825	18.338	25.771	22.804	22.912	334.3	11	1'30.743	18.567	25.877	23.045	23.254	333.3
4	1'29.689	18.308	25.690	22.683	23.008	336.4	12	1'31.121	18.653	26.018	23.092	23.358	329.2
5	1'29.554	18.308	25.605	22.698	22.943	335.4	13	1'31.535	18.602	26.046	23.180	23.707	329.2
6	1'29.960	18.433	25.752	22.740	23.035	334.3							
7	1'30.099 *	18.409	25.717	22.991*	22.982	334.3	5th	73	Alex MARQUEZ		DUCATI		SPA
8	1'29.789	18.458	25.623	22.738	22.970	334.3			Gresini Racing MotoGP				
9	1'30.091 *	18.509	25.610	22.907*	23.065	332.3			Runs=1	Total laps=13	Full laps=12	Valid laps=12	
10	1'30.112	18.454	25.679	22.884	23.095	333.3	Run #	1	Front Tyre	Slick-Soft	Rear Tyre	Slick-Medium	
11	1'30.022	18.429	25.644	22.880	23.069	334.3			New Tyre		New Tyre		
12	1'30.087	18.481	25.731	22.859	23.016	334.3	1	1'33.081	20.379	26.364	23.130	23.208	320.4
13	1'30.413	18.488	25.746	22.925	23.254	333.3	2	1'30.180	18.453	25.870	22.768	23.089	329.2
							3	1'30.182	18.487	25.834	22.775	23.086	320.4
3rd	1	Francesco BAGNAIA		DUCATI		ITA	4	1'30.124	18.506	25.813	22.746	23.059	327.2
		Ducati Lenovo Team					5	1'30.628	18.629	26.015	22.828	23.156	325.3
		Runs=1	Total laps=13	Full laps=12	Valid laps=12		6	1'30.532	18.717	25.743	22.798	23.274	325.3
Run #	1	Front Tyre	Slick-Hard	Rear Tyre	Slick-Medium		7	1'30.545	18.609	25.820	22.847	23.269	325.3
		New Tyre		New Tyre			8	1'30.577	18.550	25.891	22.898	23.238	328.2
1	1'32.306	20.046	26.081	23.183	22.996	329.2	9	1'30.815	18.657	25.854	22.927	23.377	327.2
2	1'29.903	18.329	25.724	22.890	22.960	333.3	10	1'31.095	18.684	25.835	23.123	23.453	326.2
3	1'29.857	18.349	25.820	22.782	22.906	335.4	11	1'30.921	18.607	25.969	23.020	23.325	325.3

Fastest Lap: Jorge MARTIN Prima Pramac Racing SPA **1'29.554** 18.308 25.605 22.698 22.943

These data/results cannot be reproduced, stored and/or transmitted in whole or in part by any manner of electronic, mechanical, photocopying, recording, broadcasting or otherwise now known or herein after developed without the previous express consent by the copyright owner, except for reproduction in daily press and regular printed publications on sale to the public within 60 days of the event related to those data/results and always provided that copyright symbol appears together as follows below.
© DORNA, 2024



Tissot Sprint

MotoGP

Lap	Lap Time	T1	T2	T3	T4	Speed	Lap	Lap Time	T1	T2	T3	T4	Speed
12	1'31.003	18.702	25.898	23.052	23.351	325.3	12	1'30.527	18.621	25.892	22.844	23.170	327.2
13	1'31.588	18.711	26.163	23.184	23.530	326.2	13	1'30.723	18.560	25.911	22.918	23.334	327.2

6th **21** **Franco MORBIDELLI** DUCATI ITA
 Prima Pramac Racing
 Runs=1 Total laps=13 Full laps=12 Valid laps=12

Run #	1	Front Tyre	Slick-Hard	Rear Tyre	Slick-Medium	Speed
		New Tyre	New Tyre	New Tyre	New Tyre	
1	1'34.233	20.498	26.904	23.605	23.226	303.3
2	1'30.393	18.429	26.083	22.735	23.146	331.2
3	1'30.949	18.565	25.891	23.420	23.073	323.3
4	1'30.201	18.565	25.837	22.742	23.057	331.2
5	1'30.522	18.465	25.894	22.920	23.243	329.2
6	1'30.751	18.730	25.960	22.839	23.222	328.2
7	1'30.483	18.572	25.862	22.830	23.219	329.2
8	1'30.891	18.491	25.952	23.293	23.155	332.3
9	1'30.783	18.691	25.897	22.920	23.275	326.2
10	1'30.883	18.559	26.189	22.924	23.211	324.3
11	1'30.580	18.552	25.942	22.924	23.162	329.2
12	1'30.642	18.560	25.968	22.906	23.208	329.2
13	1'30.907	18.559	26.047	23.032	23.269	329.2

9th **33** **Brad BINDER** KTM RSA
 Red Bull KTM Factory Racing
 Runs=1 Total laps=13 Full laps=12 Valid laps=11

Run #	1	Front Tyre	Slick-Hard	Rear Tyre	Slick-Medium	Speed
		New Tyre	New Tyre	New Tyre	New Tyre	
1	1'33.738	20.425	26.687	23.366	23.260	316.7
2	1'30.145	18.474	25.684	22.912	23.075	331.2
3	1'30.233	18.500	25.822	22.850	23.061	332.3
4	1'30.505	18.442	25.816	22.994	23.253	329.2
5	1'30.804	18.527	26.049	22.996	23.232	330.2
6	1'30.856 *	18.625	25.924	23.052 *	23.255	330.2
7	1'30.945	18.613	25.948	23.035	23.349	328.2
8	1'30.861	18.562	25.937	23.013	23.349	331.2
9	1'30.970	18.646	25.926	23.108	23.290	329.2
10	1'31.551	18.615	26.374	23.143	23.419	330.2
11	1'31.393	18.669	26.132	23.194	23.398	329.2
12	1'31.404	18.632	26.115	23.272	23.385	332.3
13	1'31.418	18.777	25.944	23.229	23.468	327.2

7th **72** **Marco BEZZECCHI** DUCATI ITA
 Pertamina Enduro VR46 Racing Team
 Runs=1 Total laps=13 Full laps=12 Valid laps=12

Run #	1	Front Tyre	Slick-Soft	Rear Tyre	Slick-Medium	Speed
		New Tyre	New Tyre	New Tyre	New Tyre	
1	1'33.907	20.323	26.952	23.315	23.317	317.6
2	1'30.534	18.519	26.082	22.814	23.119	331.2
3	1'31.427	18.568	26.531	23.030	23.298	331.2
4	1'30.492	18.668	25.952	22.777	23.095	326.2
5	1'30.320	18.492	25.953	22.833	23.042	327.2
6	1'30.777	18.553	26.077	22.930	23.217	329.2
7	1'30.504	18.610	25.870	22.861	23.163	327.2
8	1'30.734	18.482	26.083	22.956	23.213	327.2
9	1'30.834	18.613	26.183	22.841	23.197	321.4
10	1'31.006	18.526	26.148	23.095	23.237	325.3
11	1'30.762	18.729	25.979	22.875	23.179	327.2
12	1'30.536	18.593	25.832	22.913	23.198	327.2
13	1'30.836	18.623	25.909	22.961	23.343	329.2

10th **20** **Fabio QUARTARARO** YAMAHA FRA
 Monster Energy Yamaha MotoGP Team
 Runs=1 Total laps=13 Full laps=12 Valid laps=11

Run #	1	Front Tyre	Slick-Hard	Rear Tyre	Slick-Medium	Speed
		New Tyre	New Tyre	New Tyre	New Tyre	
1	1'34.858	20.351	26.606	24.221	23.680	318.5
2	1'32.411 *	18.699	27.139	23.205 *	23.368	329.2
3	1'30.625	18.589	25.911	22.927	23.198	332.3
4	1'30.586	18.528	25.954	22.904	23.200	332.3
5	1'30.609	18.552	25.946	22.960	23.151	329.2
6	1'30.704	18.654	25.840	22.875	23.335	328.2
7	1'31.323	18.695	26.307	23.002	23.319	330.2
8	1'31.083	18.630	26.098	23.017	23.338	329.2
9	1'30.620	18.670	25.901	22.875	23.174	330.2
10	1'30.621	18.671	25.747	22.911	23.292	325.3
11	1'30.682	18.739	25.889	22.960	23.094	326.2
12	1'30.665	18.623	25.863	22.993	23.186	327.2
13	1'30.827	18.691	25.910	22.894	23.332	326.2

8th **49** **Fabio DI GIANNANTONI** DUCATI ITA
 Pertamina Enduro VR46 Racing Team
 Runs=1 Total laps=13 Full laps=12 Valid laps=12

Run #	1	Front Tyre	Slick-Soft	Rear Tyre	Slick-Medium	Speed
		New Tyre	New Tyre	New Tyre	New Tyre	
1	1'34.495	20.393	27.095	23.683	23.324	309.4
2	1'30.288	18.525	25.970	22.636	23.157	327.2
3	1'30.840	18.487	25.979	23.021	23.353	316.7
4	1'30.353	18.769	25.831	22.619	23.134	330.2
5	1'30.499	18.522	25.834	22.872	23.271	328.2
6	1'30.722	18.599	26.046	22.806	23.271	326.2
7	1'30.486	18.615	25.836	22.775	23.260	329.2
8	1'30.602	18.402	25.916	22.962	23.322	332.3
9	1'31.080	19.027	25.861	22.963	23.229	315.7
10	1'31.403	18.641	26.284	23.130	23.348	324.3
11	1'30.793	18.642	26.041	22.875	23.235	326.2

11th **43** **Jack MILLER** KTM AUS
 Red Bull KTM Factory Racing
 Runs=1 Total laps=13 Full laps=12 Valid laps=12

Run #	1	Front Tyre	Slick-Hard	Rear Tyre	Slick-Medium	Speed
		New Tyre	New Tyre	New Tyre	New Tyre	
1	1'35.170	20.838	27.202	23.692	23.438	307.6
2	1'30.853	18.560	26.018	23.112	23.163	327.2
3	1'30.727	18.615	25.878	23.074	23.160	328.2
4	1'30.844	18.590	25.888	23.040	23.326	331.2
5	1'31.050	18.622	26.109	23.099	23.220	327.2
6	1'30.984	18.715	25.905	23.054	23.310	327.2
7	1'31.376	18.709	26.269	23.086	23.312	327.2
8	1'31.100	18.684	25.959	23.080	23.377	327.2
9	1'31.676	18.731	26.296	23.239	23.410	328.2
10	1'31.211	18.708	25.940	23.159	23.404	327.2
11	1'31.232	18.678	26.004	23.184	23.366	328.2

Fastest Lap: Jorge MARTIN Prima Pramac Racing SPA **1'29.554** 18.308 25.605 22.698 22.943

These data/results cannot be reproduced, stored and/or transmitted in whole or in part by any manner of electronic, mechanical, photocopying, recording, broadcasting or otherwise now known or herein after developed without the previous express consent by the copyright owner, except for reproduction in daily press and regular printed publications on sale to the public within 60 days of the event related to those data/results and always provided that copyright symbol appears together as follows below.
 © DORNA, 2024



Lap	Lap Time	T1	T2	T3	T4	Speed	Lap	Lap Time	T1	T2	T3	T4	Speed
12	1'31.454	18.748	26.077	23.234	23.395	326.2	12	1'31.481	18.781	26.145	23.137	23.418	329.2
13	1'31.851	18.762	26.091	23.278	23.720	325.3	13	1'31.697	18.823	26.213	23.088	23.573	329.2

12th 5 **Johann ZARCO** HONDA FRA
CASTROL Honda LCR
Runs=1 Total laps=13 Full laps=12 Valid laps=12

Run #	1	Front Tyre	Slick-Hard	Rear Tyre	Slick-Medium	Speed
		New Tyre		New Tyre		
1	1'35.590	20.694	26.939	23.713	24.244	306.8
2	1'31.879	18.897	26.557	23.188	23.237	311.2
3	1'30.647	18.599	25.975	22.834	23.239	327.2
4	1'31.238	18.657	26.547	22.878	23.156	332.3
5	1'30.658	18.650	26.100	22.820	23.088	326.2
6	1'30.793	18.753	25.955	22.797	23.288	329.2
7	1'31.101	18.620	26.139	22.938	23.404	327.2
8	1'31.001	18.726	26.067	22.938	23.270	326.2
9	1'31.414	18.630	26.036	23.495	23.253	332.3
10	1'31.213	18.721	26.015	23.124	23.353	327.2
11	1'31.438	18.658	26.284	23.063	23.433	324.3
12	1'31.202	18.703	26.125	23.134	23.240	327.2
13	1'31.501	18.673	25.926	23.201	23.701	328.2

15th 41 **Aleix ESPARGARO** APRILIA SPA
Aprilia Racing
Runs=1 Total laps=13 Full laps=12 Valid laps=12

Run #	1	Front Tyre	Slick-Soft	Rear Tyre	Slick-Medium	Speed
		New Tyre		New Tyre		
1	1'35.631	20.889	26.995	24.006	23.741	307.6
2	1'31.309	18.728	26.173	23.133	23.275	317.6
3	1'30.663	18.595	25.968	22.962	23.138	331.2
4	1'30.634	18.567	25.978	22.925	23.164	337.5
5	1'30.951	18.520	25.992	23.031	23.408	333.3
6	1'30.998	18.676	26.049	22.952	23.321	331.2
7	1'32.395	18.642	27.124	23.047	23.582	336.4
8	1'30.864	18.680	25.979	22.965	23.240	332.3
9	1'31.593	18.720	26.100	23.012	23.761	335.4
10	1'31.498	18.762	26.254	23.029	23.453	331.2
11	1'31.365	18.598	26.229	23.121	23.417	326.2
12	1'31.559	18.689	26.186	23.107	23.577	330.2
13	1'31.659	18.733	26.206	23.106	23.614	324.3

13th 36 **Joan MIR** HONDA SPA
Repsol Honda Team
Runs=1 Total laps=13 Full laps=12 Valid laps=12

Run #	1	Front Tyre	Slick-Hard	Rear Tyre	Slick-Hard	Speed
		New Tyre		New Tyre		
1	1'35.385	21.227	26.986	23.712	23.460	295.8
2	1'31.250	18.573	26.218	23.062	23.397	320.4
3	1'30.883	18.685	26.058	22.948	23.192	322.3
4	1'31.381	18.600	26.598	23.000	23.183	330.2
5	1'30.735	18.511	26.025	22.980	23.219	333.3
6	1'30.890	18.630	26.041	22.913	23.306	332.3
7	1'31.049	18.552	26.145	22.967	23.385	332.3
8	1'30.984	18.588	26.009	23.141	23.246	331.2
9	1'31.496	18.652	26.208	23.109	23.527	329.2
10	1'31.274	18.614	26.157	23.137	23.366	330.2
11	1'31.961	18.802	26.446	23.264	23.449	330.2
12	1'31.560	18.796	26.197	23.172	23.395	327.2
13	1'31.548	18.793	26.082	23.213	23.460	326.2

16th 37 **Augusto FERNANDEZ** KTM SPA
Red Bull GASGAS Tech3
Runs=1 Total laps=13 Full laps=12 Valid laps=12

Run #	1	Front Tyre	Slick-Hard	Rear Tyre	Slick-Medium	Speed
		New Tyre		New Tyre		
1	1'36.281	20.852	27.807	23.938	23.684	306.8
2	1'31.896	18.860	26.383	23.277	23.376	306.8
3	1'31.149	18.620	26.313	22.984	23.232	306.8
4	1'31.173	18.803	26.236	22.979	23.155	325.3
5	1'30.870	18.505	26.262	22.984	23.119	325.3
6	1'31.102	18.586	26.289	23.011	23.216	334.3
7	1'31.267	18.611	26.270	23.029	23.357	317.6
8	1'31.108	18.744	26.072	23.007	23.285	329.2
9	1'31.133	18.628	26.217	22.977	23.311	332.3
10	1'31.527	18.679	26.419	23.085	23.344	328.2
11	1'31.720	18.685	26.230	23.398	23.407	329.2
12	1'31.561	18.811	26.256	23.154	23.340	327.2
13	1'31.642	18.630	26.254	23.049	23.709	331.2

14th 25 **Raul FERNANDEZ** APRILIA SPA
Trackhouse Racing
Runs=1 Total laps=13 Full laps=12 Valid laps=12

Run #	1	Front Tyre	Slick-Hard	Rear Tyre	Slick-Medium	Speed
		New Tyre		New Tyre		
1	1'35.852	21.425	27.022	23.771	23.634	295.0
2	1'31.947	18.749	26.411	23.438	23.349	317.6
3	1'31.035	18.628	26.158	22.921	23.328	327.2
4	1'31.279	18.594	26.499	23.043	23.143	326.2
5	1'30.689	18.658	26.026	22.873	23.132	331.2
6	1'30.962	18.674	26.101	22.811	23.376	332.3
7	1'31.187	18.674	25.953	22.884	23.676	330.2
8	1'31.044	18.851	26.097	22.863	23.233	334.3
9	1'31.007	18.639	26.041	22.933	23.394	333.3
10	1'31.246	18.755	26.126	23.001	23.364	331.2
11	1'31.393	18.717	26.175	23.065	23.436	331.2

17th 42 **Alex RINS** YAMAHA SPA
Monster Energy Yamaha MotoGP Team
Runs=1 Total laps=13 Full laps=12 Valid laps=11

Run #	1	Front Tyre	Slick-Hard	Rear Tyre	Slick-Medium	Speed
		New Tyre		New Tyre		
1	1'36.201	21.109	27.383	23.972	23.737	290.3
2	1'32.277	18.874	26.580	23.439	23.384	311.2
3	1'31.469 *	18.599	26.295	23.216	23.359*	318.5
4	1'31.624	18.794	26.312	23.169	23.349	330.2
5	1'31.010	18.627	26.105	23.045	23.233	330.2
6	1'31.007	18.629	25.980	23.122	23.276	327.2
7	1'30.981	18.690	25.948	23.047	23.296	328.2
8	1'30.783	18.599	25.993	22.938	23.253	327.2
9	1'31.093	18.832	25.937	22.993	23.331	326.2
10	1'31.243	18.579	26.214	23.094	23.356	331.2
11	1'31.479	18.635	26.135	23.470	23.239	315.7

Fastest Lap: Jorge MARTIN Prima Pramac Racing SPA 1'29.554 18.308 25.605 22.698 22.943

These data/results cannot be reproduced, stored and/or transmitted in whole or in part by any manner of electronic, mechanical, photocopying, recording, broadcasting or otherwise now known or herein after developed without the previous express consent by the copyright owner, except for reproduction in daily press and regular printed publications on sale to the public within 60 days of the event related to those data/results and always provided that copyright symbol appears together as follows below.
© DORNA, 2024

Lap	Lap Time	T1	T2	T3	T4	Speed	Lap	Lap Time	T1	T2	T3	T4	Speed
12	1'31.396	18.758	26.037	23.228	23.373	326.2	12	1'34.412 *	19.497*	27.160	23.619	24.136	327.2
13	1'31.981	18.680	26.060	23.214	24.027	329.2	13	1'34.898	18.972	26.860	23.982	25.084	329.2

18th 30 **Takaaki NAKAGAMI** HONDA JPN
 IDEMITSU Honda LCR
 Runs=1 Total laps=13 Full laps=12 Valid laps=12

Run #	1	Front Tyre	Slick-Hard	Rear Tyre	Slick-Medium	Speed
			New Tyre		New Tyre	
1	1'36.037	21.073	27.065	24.213	23.686	295.0
2	1'31.969	18.769	26.448	23.354	23.398	318.5
3	1'31.227	18.589	26.273	23.071	23.294	316.7
4	1'31.671	18.917	26.393	23.092	23.269	321.4
5	1'31.098	18.697	26.145	23.014	23.242	327.2
6	1'31.095	18.723	26.182	23.045	23.145	331.2
7	1'31.131	18.750	26.045	22.927	23.409	330.2
8	1'32.573	18.807	27.233	23.161	23.372	331.2
9	1'31.441	18.746	26.173	23.186	23.336	324.3
10	1'31.888	18.803	26.443	23.183	23.459	327.2
11	1'31.535	18.849	26.159	23.197	23.330	328.2
12	1'31.617	18.819	26.168	23.236	23.394	326.2
13	1'31.249	18.736	26.110	23.076	23.327	325.3

21st 32 **Lorenzo SAVADORI** APRILIA ITA
 Trackhouse Racing
 Runs=1 Total laps=13 Full laps=12 Valid laps=10

Run #	1	Front Tyre	Slick-Hard	Rear Tyre	Slick-Medium	Speed
			New Tyre		New Tyre	
1	1'36.777	21.730	27.345	23.836	23.866	292.6
2	1'32.512	18.852	26.802	23.246	23.612	302.5
3	1'32.394	18.777	26.546	23.211	23.860	316.7
4	1'33.421 *	19.115*	26.955	23.574	23.777	320.4
5	1'33.119	19.124	26.586	23.488	23.921	327.2
6	1'32.866	18.947	26.600	23.622	23.697	328.2
7	1'32.551	18.897	26.480	23.414	23.760	328.2
8	1'32.382	18.901	26.395	23.436	23.650	328.2
9	1'32.779	18.892	26.542	23.532	23.813	328.2
10	1'32.937	19.021	26.483	23.666	23.767	325.3
11	1'32.751	18.958	26.452	23.583	23.758	326.2
12	1'32.824	18.950	26.628	23.528	23.718	326.2
13	1'33.207 *	18.983	26.582	23.764*	23.878	326.2

19th 10 **Luca MARINI** HONDA ITA
 Repsol Honda Team
 Runs=1 Total laps=13 Full laps=12 Valid laps=11

Run #	1	Front Tyre	Slick-Hard	Rear Tyre	Slick-Medium	Speed
			New Tyre		New Tyre	
1	1'36.453	21.437	27.377	23.907	23.732	304.2
2	1'32.343	18.939	26.592	23.332	23.480	307.6
3	1'31.660	18.713	26.368	23.146	23.433	316.7
4	1'31.443 *	18.764	26.117	23.147	23.415	326.2
5	1'31.376	18.660	26.152	23.127	23.437	327.2
6	1'31.087	18.701	26.050	23.048	23.288	329.2
7	1'31.667	18.609	26.209	23.483	23.366	329.2
8	1'31.578	18.754	26.072	23.164	23.588	329.2
9	1'31.390	18.652	26.268	23.106	23.364	325.3
10	1'31.405	18.632	26.316	23.131	23.326	331.2
11	1'31.775	18.909	26.223	23.191	23.452	326.2
12	1'31.510	18.759	26.303	23.064	23.384	322.3
13	1'31.423	18.747	26.137	23.089	23.450	327.2

22nd 31 **Pedro ACOSTA** KTM SPA
 Red Bull GASGAS Tech3
 Runs=1 Total laps=10 Full laps=8 Valid laps=8

Run #	1	Front Tyre	Slick-Hard	Rear Tyre	Slick-Medium	Speed
			New Tyre		New Tyre	
1	1'32.781	20.129	26.279	23.237	23.136	318.5
2	1'30.266	18.456	25.831	22.975	23.004	335.4
3	1'30.108	18.403	25.906	22.861	22.938	337.5
4	1'39.884	18.368	35.288	23.074	23.154	337.5
5	1'31.235	18.501	26.387	23.128	23.219	330.2
6	1'30.757	18.589	26.060	22.961	23.147	332.3
7	1'31.359	18.724	25.986	23.186	23.463	331.2
8	1'31.124	18.475	26.193	23.109	23.347	335.4
9	1'31.021	18.612	26.097	22.984	23.328	333.3
10	1'56.393 P	18.605	29.460	27.127	41.201	334.3

20th 12 **Maverick VIÑALES** APRILIA SPA
 Aprilia Racing
 Runs=1 Total laps=13 Full laps=12 Valid laps=10

Run #	1	Front Tyre	Slick-Hard	Rear Tyre	Slick-Medium	Speed
			New Tyre		New Tyre	
1	1'35.229	20.557	27.241	23.641	23.790	300.8
2	1'31.315	18.601	26.542	23.050	23.122	321.4
3	1'32.051	18.574	27.135	22.992	23.350	333.3
4	1'31.678 *	18.580	26.716*	23.221	23.161	332.3
5	1'30.788	18.590	26.194	22.861	23.143	326.2
6	1'30.799	18.518	26.170	22.817	23.294	329.2
7	1'31.148	18.683	26.069	22.864	23.532	327.2
8	1'31.307	18.847	26.309	22.930	23.221	314.8
9	1'31.031	18.584	26.196	22.907	23.344	331.2
10	1'33.903	18.691	28.311	23.366	23.535	334.3
11	1'32.046	18.788	26.293	23.256	23.709	329.2

Fastest Lap: Jorge MARTIN Prima Pramac Racing SPA **1'29.554** 18.308 25.605 22.698 22.943

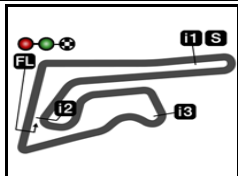
These data/results cannot be reproduced, stored and/or transmitted in whole or in part by any manner of electronic, mechanical, photocopying, recording, broadcasting or otherwise now known or herein after developed without the previous express consent by the copyright owner, except for reproduction in daily press and regular printed publications on sale to the public within 60 days of the event related to those data/results and always provided that copyright symbol appears together as follows below.
 © DORNA, 2024

Num Lap Time Gap

36	1'31.548	19.265
25	1'31.697	19.688
41	1'31.659	19.988
37	1'31.642	21.298
42	1'31.981	21.413
30	1'31.249	23.400
10	1'31.423	23.979
12	1'34.898	29.474
32	1'33.207	39.389

Lapped rider

These data/results cannot be reproduced, stored and/or transmitted in whole or in part by any manner of electronic, mechanical, photocopying, recording, broadcasting or otherwise now known or herein after developed without the previous express consent by the copyright owner, except for reproduction in daily press and regular printed publications on sale to the public within 60 days of the event related to those data/results and always provided that copyright symbol appears together as follows below.
© DORNA, 2024



4554 m.

PT GRAND PRIX OF THAILAND

After the Tissot Sprint

2024 Rookie of the Year Classification

36

Rider	Points	Leader	Prev	QAT	POR	AME	SPA	FRA	CAT	ITA	NED	GER	GBR	AUT	ARA	RSM	EMI	INA	JPN	AUS	THA	MAL	VAL
1 ACOSTA Pedro [SPA]	181			9	19	26	15	4	10	18	-	9	12	3	23	4	5	24	-	-	-		
				2 7	3 16	6 20	9 6	4 -	7 3	7 11	- -	- 9	5 7	- 3	7 16	4 -	5 -	4 20	- -	- -			

These data/results cannot be reproduced, stored and/or transmitted in whole or in part by any manner of electronic, mechanical, photocopying, recording, broadcasting or otherwise now known or herein after developed without the previous express consent by the copyright owner, except for reproduction in daily press and regular printed publications on sale to the public within 60 days of the event related to those data/results and always provided that copyright symbol appears together as follows below.
© DORNA, 2024



Results and timing service provided by TISSOT

MotoGP™

PT GRAND PRIX OF THAILAND

After the Tissot Sprint

2024 Independent Team Classification

36

Rider	Points	Leader	Prev	QAT	POR	AME	SPA	FRA	CAT	ITA	NED	GER	GBR	AUT	ARA	RSM	EMI	INA	JPN	AUS	THA	MAL	VAL	
1 MARTIN Jorge [SPA]	433			28 12 16	32 7 25	20 7 13	12 12 -	37 12 25	26 6 20	16 - 16	29 9 20	12 12 -	29 9 20	29 9 20	29 9 20	13 12 1	29 9 20	25 - 25	26 6 20	32 12 20	9 9			
2 MARQUEZ Marc [SPA]	351	82	82	18 5 13	9 9 -	9 9 -	24 4 20	29 9 20	25 9 16	22 9 13	6 - 6	24 4 20	13 - 13	13 - 13	37 12 25	30 5 25	22 6 16	7 7 -	23 7 16	34 9 25	6 6			
3 ACOSTA Pedro [SPA]	181	252	170	9 2 7	19 3 16	26 6 20	15 9 6	4 4 -	10 7 3	18 7 11	- - -	9 - 9	12 5 7	3 - 3	23 7 16	4 4 -	5 5 -	24 4 20	- - -	- - -	- - -			
4 MORBIDELLI Franco [ITA]	155	278	26	- - -	- - -	- - -	6 6 -	9 - 9	- - -	16 6 10	8 1 7	16 5 11	6 - 6	12 4 8	10 - 10	7 7 -	12 1 11	18 5 13	16 5 11	15 5 10	4 4			
5 DI GIANNANTONIO Fabio [ITA]	152	281	3	9 - 9	6 - 6	10 - 10	9 - 9	13 3 10	15 4 11	12 3 9	18 5 13	- - -	12 1 11	- - -	8 - 8	7 - 7	2 - 2	1 1 -	12 4 8	16 3 13	2 2			
6 BEZZECCHI Marco [ITA]	137	296	15	2 - 2	10 - 10	8 - 8	16 - 16	- - -	6 1 5	3 - 3	- - -	8 - 8	8 - 8	12 2 10	9 - 9	11 - 11	15 2 13	17 6 11	9 - 9	- - -	3 - 3			
7 MARQUEZ Alex [SPA]	130	303	7	13 3 10	- - -	1 - 1	13 - 13	6 - 6	9 - 9	9 2 7	11 2 9	17 1 16	13 4 9	6 - 6	6 6 -	10 - 10	7 - 7	- - -	3 3 -	1 - 1	5 5			
8 OLIVEIRA Miguel [POR]	71	362	59	1 - 1	7 - 7	5 - 5	10 2 8	- - -	6 - 6	2 - 2	1 - 1	19 9 10	- - -	4 - 4	5 5 -	5 - 5	6 - 6	- - -	- - -	- - -	- - -			
9 FERNANDEZ Raul [SPA]	66	367	5	- - -	- - -	7 1 6	5 - 5	6 1 5	10 - 10	4 - 4	8 - 8	6 - 6	- - -	- - -	- - -	- - -	3 - 3	6 - 6	1 - 1	10 4 6	- - -			
10 ZARCO Johann [FRA]	40	393	26	4 - 4	1 - 1	- - -	- - -	4 - 4	- - -	- - -	3 - 3	- - -	2 - 2	- - -	3 - 3	4 - 4	1 - 1	9 2 7	5 - 5	4 - 4	- - -			
11 NAKAGAMI Takaaki [JPN]	28	405	12	- - -	2 - 2	- - -	2 - 2	2 - 2	2 - 2	- - -	- - -	2 - 2	1 - 1	2 - 2	5 - 5	3 - 3	- - -	4 - 4	3 - 3	- - -	- - -			
12 FERNANDEZ Augusto [SPA]	21	412	7	- - -	5 - 5	2 - 2	3 3 -	3 - 3	- - -	- - -	2 - 2	- - -	- - -	1 - 1	4 - 4	- - -	- - -	- - -	- - -	1 - 1	- - -			

These data/results cannot be reproduced, stored and/or transmitted in whole or in part by any manner of electronic, mechanical, photocopying, recording, broadcasting or otherwise now known or herein after developed without the previous express consent by the copyright owner, except for reproduction in daily press and regular printed publications on sale to the public within 60 days of the event related to those data/results and always provided that copyright symbol appears together as follows below.
© DORNA, 2024

Official MotoGP Timing by TISSOT
www.motogp.com



Buriram, Saturday, October 26, 2024



4554 m.

PT GRAND PRIX OF THAILAND

After the Tissot Sprint

2024 Independent Team Classification

MotoGP™

36

Team	Points	Leader	Previous	QAT	POR	AME	SPA	FRA	CAT	ITA	NED	GER	GBR	AUT	ARA	RSM	EMI	INA	JPN	AUS	THA	MAL	VAL
1 PRIMA PRAMAC RACING	588			28	32	20	18	46	26	32	37	28	35	41	39	20	41	43	42	47	13		
2 GRESINI RACING MOTOGP	481	107	107	31	9	10	37	35	34	31	17	41	26	19	43	40	29	7	26	35	11		
3 PERTAMINA ENDURO VR46 RACING TE	289	299	192	11	16	18	25	13	21	15	18	8	20	12	17	18	17	18	21	16	5		
4 RED BULL GASGAS TECH3	202	386	87	9	24	28	18	7	10	18	2	9	12	4	27	4	5	24	-	1	-		
5 TRACKHOUSE RACING	137	451	65	1	7	12	15	6	16	6	9	25	-	4	5	5	9	6	1	10	-		
6 LCR HONDA	68	520	69	4	3	-	2	6	2	-	3	2	3	2	8	7	1	13	8	4	-		

These data/results cannot be reproduced, stored and/or transmitted in whole or in part by any manner of electronic, mechanical, photocopying, recording, broadcasting or otherwise now known or herein after developed without the previous express consent by the copyright owner, except for reproduction in daily press and regular printed publications on sale to the public within 60 days of the event related to those data/results and always provided that copyright symbol appears together as follows below.
© DORNA, 2024

Official MotoGP Timing by 
www.motogp.com



Buriram, Saturday, October 26, 2024



4554 m.

PT GRAND PRIX OF THAILAND

Tissot Sprint - Starting Grid

Race : 13 laps = 59.202 km



1	1 1'28.700 1 Francesco BAGNAIA Ducati	2	2 1'28.932 23 Enea BASTIANINI Ducati	3	3 1'29.130 89 Jorge MARTIN Ducati
2	4 1'29.324 72 Marco BEZZECCHI Ducati	3	5 1'29.386 93 Marc MARQUEZ Ducati	4	6 1'29.408 20 Fabio QUARTARARO Yamaha
3	7 1'29.419 31 Pedro ACOSTA KTM	4	8 1'29.435 49 Fabio DI GIANNANTONIO Ducati	5	9 1'29.527 73 Alex MARQUEZ Ducati
4	10 1'29.628 12 Maverick VIÑALES Aprilia	5	11 1'29.736 21 Franco MORBIDELLI Ducati	6	12 1'29.797 5 Johann ZARCO Honda
5	13 1'29.535 33 Brad BINDER KTM	6	14 1'29.568 41 Aleix ESPARGARO Aprilia	7	15 1'29.773 43 Jack MILLER KTM
6	16 1'29.828 37 Augusto FERNANDEZ KTM	7	17 1'29.835 42 Alex RINS Yamaha	8	18 1'29.903 30 Takaaki NAKAGAMI Honda
7	19 1'30.045 36 Joan MIR Honda	8	20 1'30.102 25 Raul FERNANDEZ Aprilia	9	21 1'30.137 10 Luca MARINI Honda
8	22 1'30.592 32 Lorenzo SAVADORI Aprilia				

The results are provisional until the end of the limit for protest and appeals and until the ratification of the Event Management Committee.

Time limit for protest expires 60' at the latest after publication of the results - Time:

These data/results cannot be reproduced, stored and/or transmitted in whole or in part by any manner of electronic, mechanical, photocopying, recording, broadcasting or otherwise now known or herein after developed without the previous express consent by the copyright owner, except for reproduction in daily press and regular printed publications on sale to the public within 60 days of the event related to those data/results and always provided that copyright symbol appears together as follows below.

© DORNA, 2024

Official MotoGP Timing by 
www.motogp.com



Buriram, Saturday, October 26, 2024



4554 m.

PT GRAND PRIX OF THAILAND**Tissot Sprint****Top Speed & Average**

<i>Rider</i>	<i>Nation</i>	<i>Motorcycle</i>	<i>Top 5 speeds</i>					<i>Average</i>	<i>Top</i>
31 Pedro ACOSTA	SPA	KTM	337.5	337.5	335.4	335.4	334.3	336.0	337.5
41 Aleix ESPARGARO	SPA	APRILIA	337.5	336.4	335.4	333.3	332.3	335.0	337.5
1 Francesco BAGNAIA	ITA	DUCATI	336.4	335.4	335.4	335.4	335.4	335.6	336.4
89 Jorge MARTIN	SPA	DUCATI	336.4	335.4	335.4	334.3	334.3	334.8	336.4
12 Maverick VIÑALES	SPA	APRILIA	334.3	333.3	332.3	331.2	329.2	331.2	334.3
25 Raul FERNANDEZ	SPA	APRILIA	334.3	333.3	332.3	331.2	331.2	332.3	334.3
37 Augusto FERNANDEZ	SPA	KTM	334.3	332.3	331.2	329.2	329.2	331.2	334.3
93 Marc MARQUEZ	SPA	DUCATI	334.3	333.3	333.3	333.3	333.3	333.5	334.3
23 Enea BASTIANINI	ITA	DUCATI	333.3	333.3	332.3	332.3	332.3	332.6	333.3
36 Joan MIR	SPA	HONDA	333.3	332.3	332.3	331.2	330.2	331.4	333.3
5 Johann ZARCO	FRA	HONDA	332.3	332.3	329.2	328.2	327.2	328.9	332.3
20 Fabio QUARTARARO	FRA	YAMAHA	332.3	332.3	330.2	330.2	329.2	330.4	332.3
21 Franco MORBIDELLI	ITA	DUCATI	332.3	331.2	331.2	329.2	329.2	330.1	332.3
33 Brad BINDER	RSA	KTM	332.3	332.3	331.2	331.2	330.2	331.1	332.3
49 Fabio DI GIANNANTONIO	ITA	DUCATI	332.3	330.2	329.2	328.2	327.2	328.8	332.3
10 Luca MARINI	ITA	HONDA	331.2	329.2	329.2	329.2	327.2	328.9	331.2
30 Takaaki NAKAGAMI	JPN	HONDA	331.2	331.2	330.2	328.2	327.2	329.2	331.2
42 Alex RINS	SPA	YAMAHA	331.2	330.2	330.2	329.2	328.2	329.8	331.2
43 Jack MILLER	AUS	KTM	331.2	328.2	328.2	328.2	327.2	327.9	331.2
72 Marco BEZZECCHI	ITA	DUCATI	331.2	331.2	329.2	329.2	327.2	328.5	331.2
73 Alex MARQUEZ	SPA	DUCATI	329.2	328.2	327.2	327.2	326.2	327.4	329.2
32 Lorenzo SAVADORI	ITA	APRILIA	328.2	328.2	328.2	328.2	327.2	328.0	328.2

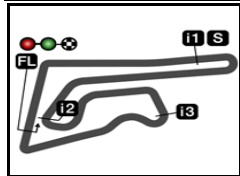
These data/results cannot be reproduced, stored and/or transmitted in whole or in part by any manner of electronic, mechanical, photocopying, recording, broadcasting or otherwise now known or herein after developed without the previous express consent by the copyright owner, except for reproduction in daily press and regular printed publications on sale to the public within 60 days of the event related to those data/results and always provided that copyright symbol appears together as follows below.

© DORNA, 2024

Official MotoGP Timing by **TISSOT**
www.motogp.com




Buriram, Saturday, October 26, 2024



4554 m.

PT GRAND PRIX OF THAILAND
Tissot Sprint
Fastest Laps Sequence

<i>Lap</i>	<i>Race Time</i>	 <i>Rider</i>	<i>Nation</i>	<i>Motorcycle</i>	<i>Time</i>	<i>Km/h</i>	<i>Riders's Lap</i>
2	3'01.483	23 Enea BASTIANINI	ITA	DUCATI	1'29.820	182.5	2
3	4'31.122	23 Enea BASTIANINI	ITA	DUCATI	1'29.639	182.8	3
5	7'31.915	89 Jorge MARTIN	SPA	DUCATI	1'29.554	183.0	5

These data/results cannot be reproduced, stored and/or transmitted in whole or in part by any manner of electronic, mechanical, photocopying, recording, broadcasting or otherwise now known or herein after developed without the previous express consent by the copyright owner, except for reproduction in daily press and regular printed publications on sale to the public within 60 days of the event related to those data/results and always provided that copyright symbol appears together as follows below.

© DORNA, 2024

Official MotoGP Timing by TISSOT
 www.motogp.com



Buriram, Saturday, October 26, 2024