


4554 m.

PT GRAND PRIX OF THAILAND
Practice
Classification

6

	Rider	Nation	Team	Motorcycle	Time	Lap	Total	Gap	Top Speed
1	93 Marc MARQUEZ	SPA	Gresini Racing MotoGP	DUCATI	1'29.165	24	26		330.2
2	89 Jorge MARTIN	SPA	Prima Pramac Racing	DUCATI	1'29.275	23	27	0.110	0.110 338.5
3	23 Enea BASTIANINI	ITA	Ducati Lenovo Team	DUCATI	1'29.327	24	24	0.162	0.052 337.5
4	1 Francesco BAGNAIA	ITA	Ducati Lenovo Team	DUCATI	1'29.360	20	22	0.195	0.033 335.4
5	12 Maverick VIÑALES	SPA	Aprilia Racing	APRILIA	1'29.506	20	25	0.341	0.146 333.3
6	21 Franco MORBIDELLI	ITA	Prima Pramac Racing	DUCATI	1'29.549	23	25	0.384	0.043 334.3
7	31 Pedro ACOSTA	SPA	Red Bull GASGAS Tech3	KTM	1'29.602	25	25	0.437	0.053 336.4
8	73 Alex MARQUEZ	SPA	Gresini Racing MotoGP	DUCATI	1'29.613	23	24	0.448	0.011 330.2
9	72 Marco BEZZECCHI	ITA	Pertamina Enduro VR46 Racing Te	DUCATI	1'29.620	27	28	0.455	0.007 332.3
10	5 Johann ZARCO	FRA	CASTROL Honda LCR	HONDA	1'29.682	20	24	0.517	0.062 332.3
11	33 Brad BINDER	RSA	Red Bull KTM Factory Racing	KTM	1'29.683	23	25	0.518	0.001 333.3
12	20 Fabio QUARTARARO	FRA	Monster Energy Yamaha MotoGP	YAMAHA	1'29.756	24	25	0.591	0.073 334.3
13	43 Jack MILLER	AUS	Red Bull KTM Factory Racing	KTM	1'29.837	20	24	0.672	0.081 332.3
14	25 Raul FERNANDEZ	SPA	Trackhouse Racing	APRILIA	1'29.857	20	25	0.692	0.020 332.3
15	30 Takaaki NAKAGAMI	JPN	IDEMITSU Honda LCR	HONDA	1'29.996	26	26	0.831	0.139 330.2
16	49 Fabio DI GIANNANTONIO	ITA	Pertamina Enduro VR46 Racing Te	DUCATI	1'29.999	20	22	0.834	0.003 330.2
17	10 Luca MARINI	ITA	Repsol Honda Team	HONDA	1'30.138	25	26	0.973	0.139 332.3
18	42 Alex RINS	SPA	Monster Energy Yamaha MotoGP	YAMAHA	1'30.198	25	27	1.033	0.060 334.3
19	36 Joan MIR	SPA	Repsol Honda Team	HONDA	1'30.217	21	25	1.052	0.019 334.3
20	37 Augusto FERNANDEZ	SPA	Red Bull GASGAS Tech3	KTM	1'30.429	21	23	1.264	0.212 333.3
21	32 Lorenzo SAVADORI	ITA	Trackhouse Racing	APRILIA	1'31.012	21	21	1.847	0.583 333.3
22	41 Aleix ESPARGARO	SPA	Aprilia Racing	APRILIA	1'31.383	10	12	2.218	0.371 333.3

Practice condition: Dry
Air: 32°
Humidity: 53%
Ground: 52°

Fastest Lap:	Lap: 24	Marc MARQUEZ	1'29.165	183.8 Km/h
Best Race Lap:	2023	Marco BEZZECCHI	1'30.896	180.3 Km/h
All-Time Lap Record:	2024	Marc MARQUEZ	1'29.165	183.8 Km/h

The results are provisional until the end of the limit for protest and appeals.

Time limit for protest expires 60' after publication of the results - Time:

These data/results cannot be reproduced, stored and/or transmitted in whole or in part by any manner of electronic, mechanical, photocopying, recording, broadcasting or otherwise now known or herein after developed without the previous express consent by the copyright owner, except for reproduction in daily press and regular printed publications on sale to the public within 60 days of the event related to those data/results and always provided that copyright symbol appears together as follows below.

© DORNA, 2024



4554 m.

PT GRAND PRIX OF THAILAND

Practice

Top Speed & Average

8



Rider	Nation	Motorcycle	Top 5 speeds					Average	Top
89 Jorge MARTIN	SPA	DUCATI	338.5	337.5	336.4	336.4	335.4	336.6	338.5
23 Enea BASTIANINI	ITA	DUCATI	337.5	335.4	334.3	334.3	333.3	334.5	337.5
31 Pedro ACOSTA	SPA	KTM	336.4	335.4	333.3	333.3	333.3	334.2	336.4
1 Francesco BAGNAIA	ITA	DUCATI	335.4	334.3	334.3	334.3	333.3	334.0	335.4
20 Fabio QUARTARARO	FRA	YAMAHA	334.3	334.3	332.3	330.2	328.2	330.0	334.3
21 Franco MORBIDELLI	ITA	DUCATI	334.3	333.3	333.3	333.3	333.3	333.5	334.3
36 Joan MIR	SPA	HONDA	334.3	332.3	332.3	331.2	331.2	332.0	334.3
42 Alex RINS	SPA	YAMAHA	334.3	332.3	332.3	331.2	331.2	332.3	334.3
12 Maverick VIÑALES	SPA	APRILIA	333.3	332.3	332.3	331.2	331.2	332.1	333.3
32 Lorenzo SAVADORI	ITA	APRILIA	333.3	333.3	329.2	327.2	326.2	328.5	333.3
33 Brad BINDER	RSA	KTM	333.3	333.3	332.3	332.3	332.3	332.6	333.3
37 Augusto FERNANDEZ	SPA	KTM	333.3	333.3	332.3	332.3	332.3	332.5	333.3
41 Aleix ESPARGARO	SPA	APRILIA	333.3	333.3	331.2	330.2	329.2	331.1	333.3
5 Johann ZARCO	FRA	HONDA	332.3	331.2	331.2	331.2	330.2	330.9	332.3
10 Luca MARINI	ITA	HONDA	332.3	330.2	330.2	330.2	330.2	330.5	332.3
25 Raul FERNANDEZ	SPA	APRILIA	332.3	331.2	331.2	330.2	330.2	330.9	332.3
43 Jack MILLER	AUS	KTM	332.3	331.2	331.2	331.2	330.2	330.9	332.3
72 Marco BEZZECCHI	ITA	DUCATI	332.3	331.2	331.2	331.2	330.2	331.1	332.3
30 Takaaki NAKAGAMI	JPN	HONDA	330.2	328.2	328.2	327.2	327.2	328.2	330.2
49 Fabio DI GIANNANTONIO	ITA	DUCATI	330.2	330.2	328.2	328.2	328.2	328.7	330.2
73 Alex MARQUEZ	SPA	DUCATI	330.2	330.2	329.2	329.2	328.2	329.2	330.2
93 Marc MARQUEZ	SPA	DUCATI	330.2	330.2	329.2	328.2	328.2	329.2	330.2

These data/results cannot be reproduced, stored and/or transmitted in whole or in part by any manner of electronic, mechanical, photocopying, recording, broadcasting or otherwise now known or herein after developed without the previous express consent by the copyright owner, except for reproduction in daily press and regular printed publications on sale to the public within 60 days of the event related to those data/results and always provided that copyright symbol appears together as follows below.

© DORNA, 2024

Official MotoGP Timing by **TISSOT**
www.motogp.com



Buriram, Friday, October 25, 2024



PT GRAND PRIX OF THAILAND
Practice
Chronological Analysis of Performances

9

* Lap / Sector time cancelled T1 Time from finish line to 1st intermediate T3 Time from 2nd intermed. to 3rd intermed.
P Crossing the finish line in pit lane T2 Time from 1st intermed. to 2nd intermed. T4 Time from 3rd intermediate to finish line
**Tyre data subject to further updates

Lap	Lap Time	T1	T2	T3	T4	Speed	Lap	Lap Time	T1	T2	T3	T4	Speed
1st	93	Marc MARQUEZ DUCATI SPA					1	2'11.464	15.557	28.415	24.203	23.753	295.8
		Gresini Racing MotoGP					2	1'31.045	18.620	26.050	23.154	23.221	334.3
		Runs=5 Total laps=26 Full laps=17 Valid laps=17					3	1'31.563	18.584	26.820	23.066	23.093	335.4
Run # 1		Front Tyre Slick-Soft		Rear Tyre Slick-Medium			4	1'30.393	18.514	25.891	22.930	23.058	335.4
		New Tyre		New Tyre			5	1'30.291	18.525	25.782	22.937	23.047	334.3
1	2'32.042	17.631	29.430	25.189	24.619	239.4	6	1'30.308	18.548	25.769	22.844	23.147	333.3
2	1'32.042	18.825	26.316	23.395	23.506	326.2	7	1'30.426	18.641	25.785	22.962	23.038	331.2
3	1'30.537	18.565	25.874	22.935	23.163	328.2	8	1'30.570	18.556	25.781	22.991	23.242	332.3
4	1'31.311	18.718	25.858	23.265	23.470	326.2	9	1'30.431	18.610	25.718	22.981	23.122	332.3
5	1'30.105	18.564	25.639	22.795	23.107	327.2	10	1'46.385 P	19.846*	26.113	23.462	36.964	324.3
6	1'48.816 P	19.594	27.900	23.820	37.502	272.7	Run # 2		Front Tyre Slick-Hard		Rear Tyre Slick-Hard		
		6 Laps at start		6 Laps at start					13 Laps at start		18 Laps at start		
Run # 2		Front Tyre Slick-Soft		Rear Tyre Slick-Medium			11	10'12.939	16.829	28.343	24.148	24.034	288.0
		New Tyre		New Tyre			12	1'31.392	18.695	26.107	23.230	23.360	331.2
7	9'04.954	17.228	27.380	24.307	24.809	300.0	13	1'30.847	18.585	25.844	23.087	23.331	333.3
8	1'32.205	18.777	26.257	23.482	23.689	325.3	14	1'30.973	18.568	25.816	23.164	23.425	333.3
9	1'30.849	18.718	25.901	22.935	23.295	325.3	15	1'31.459	18.685	25.883	23.223	23.668	333.3
10	1'30.576	18.648	25.871	22.881	23.176	325.3	16	1'30.976	18.631	25.946	23.098	23.301	331.2
11	1'30.582	18.593	25.945	22.854	23.190	326.2	17	1'35.052	18.899	28.124	24.015	24.014	319.5
12	1'30.516	18.583	25.826	22.837	23.270	328.2	18	1'31.241	18.665	25.978	23.116	23.482	333.3
13	1'51.119 P	19.589	28.310	24.115	39.105	294.2	19	1'31.565	18.734	26.247	23.189	23.395	325.3
Run # 3		Front Tyre Slick-Hard		Rear Tyre Slick-Medium			20	1'45.697 P	18.739	26.075	23.605	37.278	333.3
		19 Laps at start		13 Laps at start			Run # 3		Front Tyre Slick-Hard		Rear Tyre Slick-Medium		
14	6'56.684	20.645	31.288	25.525	24.583	208.8			New Tyre		New Tyre		
15	1'33.280	19.107	26.841	23.627	23.705	321.4	21	8'34.485	15.571	26.890	23.454	23.110	302.5
16	1'31.571	18.739	26.126	23.353	23.353	325.3	22	1'29.543	18.357	25.499	22.809	22.878	336.4
17	1'31.071	18.659	25.871	23.123	23.418	326.2	23	1'29.275	18.296	25.372	22.770	22.837	336.4
18	1'48.044 P	19.246	27.137	24.414	37.247	316.7	24	1'47.631 P	18.647	27.356	24.414	37.214	326.2
Run # 4		Front Tyre Slick-Soft		Rear Tyre Slick-Medium			Run # 4		Front Tyre Slick-Hard		Rear Tyre Slick-Medium		
		New Tyre		New Tyre					4 Laps at start		New Tyre		
19	6'27.544	16.165	27.380	23.698	23.674	315.7	25	3'32.347 *	20.561	28.481	27.716*	23.085	281.2
20	1'30.802	18.642	25.769	23.061	23.330	326.2	26	1'35.733	18.220	25.546	27.014	24.953	337.5
21	1'29.701	18.502	25.586	22.621	22.992	326.2	27	1'29.718	18.350	25.706	22.814	22.848	338.5
22	1'51.112 P	20.936	29.175	24.146	36.855	302.5							
Run # 5		Front Tyre Slick-Soft		Rear Tyre Slick-Medium			3rd	23	Enea BASTIANINI DUCATI ITA				
		4 Laps at start		New Tyre				Ducati Lenovo Team					
23	2'56.397	15.424	26.329	22.927	23.351	309.4		Runs=4 Total laps=24 Full laps=17 Valid laps=16					
24	1'29.165	18.356	25.474	22.523	22.812	330.2	Run # 1	Front Tyre Slick-Hard		Rear Tyre Slick-Medium			
25	1'37.099	18.415	31.092	24.031	23.561	330.2		3 Laps at start		New Tyre			
26	1'29.736	18.422	25.570	22.754	22.990	329.2	1	2'17.297	16.529	28.462	24.722	26.055	300.8
2nd	89	Jorge MARTIN DUCATI SPA					2	1'32.001	18.754	26.342	23.329	23.576	333.3
		Prima Pramac Racing					3	1'31.963	18.656	26.404	23.418	23.485	331.2
		Runs=4 Total laps=27 Full laps=20 Valid laps=20					4	1'30.684	18.563	25.943	23.043	23.135	332.3
Run # 1		Front Tyre Slick-Hard		Rear Tyre Slick-Medium			5	1'30.463	18.500	25.884	22.926	23.153	332.3
		3 Laps at start		3 Laps at start			6	1'32.350	18.495	26.457	23.903	23.495	333.3

Fastest Lap: Marc MARQUEZ Gresini Racing MotoG SPA **1'29.165** 18.356 25.474 22.523 22.812

These data/results cannot be reproduced, stored and/or transmitted in whole or in part by any manner of electronic, mechanical, photocopying, recording, broadcasting or otherwise now known or herein after developed without the previous express consent by the copyright owner, except for reproduction in daily press and regular printed publications on sale to the public within 60 days of the event related to those data/results and always provided that copyright symbol appears together as follows below.
© DORNA, 2024



Practice

MotoGP

Lap	Lap Time	T1	T2	T3	T4	Speed	Lap	Lap Time	T1	T2	T3	T4	Speed		
7	1'30.570	18.461	25.876	23.025	23.208	332.3	18	1'47.054 P	18.809	27.265	24.116	36.864	314.8		
8	2'19.031 P	18.452	58.835	23.912	37.832	331.2	Run # 6	Front Tyre Slick-Hard	Rear Tyre Slick-Medium						
Run # 2	Front Tyre Slick-Hard	Rear Tyre Slick-Medium					4 Laps at start			New Tyre					
11 Laps at start				8 Laps at start											
9	11'43.148	16.192	26.932	23.545	23.599	324.3	19	3'07.785	15.930	26.295	23.232	23.256	320.4		
10	1'33.506	18.522	28.223	23.288	23.473	331.2	20	1'29.360	18.254	25.478	22.689	22.939	334.3		
11	1'31.765 *	18.504	25.903	23.902	23.456*	332.3	21	1'35.696	18.206	31.219	23.187	23.084	335.4		
12	1'31.092	18.580	25.921	23.120	23.471	332.3	22	1'34.577	19.565	26.068	23.466	25.478	325.3		
13	1'30.742	18.543	25.845	23.094	23.260	332.3	5th 12 Maverick VIÑALES						APRILIA	SPA	
14	1'30.805	18.525	25.915	23.104	23.261	332.3	Aprilia Racing								
15	1'46.584 P	18.507	26.297	23.806	37.974	331.2	Runs=5 Total laps=25 Full laps=16 Valid laps=15								
Run # 3	Front Tyre Slick-Hard	Rear Tyre Slick-Medium					Run # 1	Front Tyre Slick-Hard	Rear Tyre Slick-Hard						
New Tyre				New Tyre			New Tyre						New Tyre		
16	12'28.957	16.172	27.989	24.992	37.386	314.8	1	2'17.779	15.888	27.945	24.215	23.629	308.5		
17	1'30.331	18.454	25.829	22.878	23.170	334.3	2	1'34.757	18.711	28.882	23.797	23.367	333.3		
18	1'29.905	18.386	25.726	22.757	23.036	331.2	3	1'31.492	18.610	26.195	23.144	23.543	332.3		
19	1'29.631	18.411	25.671	22.625	22.924	337.5	4	1'31.103	18.540	26.126	23.081	23.356	326.2		
20	1'46.999 P	19.269	26.680	23.461	37.589	297.5	5	1'32.144	19.180	26.358	23.291	23.315	327.2		
Run # 4	Front Tyre Slick-Hard	Rear Tyre Slick-Medium					6	1'31.248	18.618	26.177	23.118	23.335	330.2		
5 Laps at start				New Tyre			7	1'50.216 P	18.590	27.729	25.595	38.302	330.2		
21	2'52.056	15.589	26.124	23.176	23.120	329.2	Run # 2	Front Tyre Slick-Soft	Rear Tyre Slick-Medium						
22	1'34.440	18.260	26.584	24.271	25.325	334.3	New Tyre				New Tyre				
23	1'29.474	18.219	25.694	22.654	22.907	335.4	8	10'15.926	16.865	27.639	24.039	23.539	317.6		
24	1'29.327	18.276	25.562	22.590	22.899	333.3	9	1'32.773 *	18.681	27.424	23.398*	23.270	326.2		
4th 1 Francesco BAGNAIA				DUCATI		ITA	10	1'30.849	18.669	26.041	23.013	23.126	327.2		
Ducati Lenovo Team							11	1'30.683	18.592	25.996	22.886	23.209	327.2		
Runs=6 Total laps=22 Full laps=11 Valid laps=11							12	1'30.550	18.536	25.823	22.971	23.220	327.2		
Run # 1	Front Tyre Slick-Hard	Rear Tyre Slick-Medium					13	1'47.994 P	19.566	27.267	23.763	37.398	317.6		
New Tyre				New Tyre			Run # 3	Front Tyre Slick-Soft	Rear Tyre Slick-Medium						
1	2'16.088	16.060	28.860	24.694	23.695	266.6	6 Laps at start				6 Laps at start				
2	1'31.640	18.556	26.298	23.442	23.344	334.3	14	8'08.998	16.056	27.629	23.624	23.425	305.9		
3	1'31.048	18.631	26.038	23.190	23.189	332.3	15	1'30.725	18.581	25.970	22.932	23.242	324.3		
4	1'30.451	18.479	25.917	22.921	23.134	332.3	16	1'30.515	18.546	25.904	22.960	23.105	326.2		
5	1'30.314	18.457	25.832	22.865	23.160	333.3	17	1'44.545 P	18.555	25.987	22.869	37.134	326.2		
6	1'30.195	18.439	25.762	22.911	23.083	334.3	Run # 4	Front Tyre Slick-Soft	Rear Tyre Slick-Medium						
7	1'51.808 P	19.159	32.005	23.935	36.709	318.5	New Tyre				New Tyre				
Run # 2	Front Tyre Slick-Hard	Rear Tyre Slick-Medium					18	5'20.265	16.087	26.935	23.361	23.561	311.2		
7 Laps at start				7 Laps at start			19	1'29.997	18.554	25.787	22.692	22.964	330.2		
8	8'59.350	21.128	28.561	24.124	24.040	255.9	20	1'29.506	18.382	25.687	22.602	22.835	331.2		
9	1'44.458 P	18.644	26.235	23.457	36.122	331.2	21	1'49.896 P	20.358	26.899	24.047	38.592	316.7		
Run # 3	Front Tyre Slick-Hard	Rear Tyre Slick-Medium					Run # 5	Front Tyre Slick-Soft	Rear Tyre Slick-Medium						
9 Laps at start				9 Laps at start			4 Laps at start				New Tyre				
10	7'23.421	18.445	26.817	23.658	23.593	293.4	22	3'02.437	15.091	26.353	23.255	23.247	329.2		
11	1'31.471	18.523	26.215	23.278	23.455	330.2	23	1'33.406	18.501	28.653	23.162	23.090	332.3		
12	1'45.940 P	18.454	28.598	23.328	35.560	332.3	24	1'32.052	18.404	25.786	22.777	25.085	330.2		
Run # 4	Front Tyre Slick-Hard	Rear Tyre Slick-Medium					25	1'36.048	18.525	25.918	25.437	26.168	331.2		
12 Laps at start				12 Laps at start			6th 21 Franco MORBIDELLI						DUCATI	ITA	
13	6'06.599	15.979	26.812	23.608	23.502	298.3	Prima Pramac Racing								
14	1'44.704 P	18.502	26.055	23.096	37.051	330.2	Runs=5 Total laps=25 Full laps=16 Valid laps=16								
Run # 5	Front Tyre Slick-Hard	Rear Tyre Slick-Medium					Run # 1	Front Tyre Slick-Hard	Rear Tyre Slick-Medium						
New Tyre				New Tyre			New Tyre						New Tyre		
15	6'46.158	15.566	26.958	23.606	23.138	317.6	1	2'08.737	22.571	32.424	27.958	24.484	226.4		
16	1'29.947	18.358	25.836	22.833	22.920	333.3	2	1'32.581	18.719	26.578	23.542	23.742	327.2		
17	1'29.646	18.309	25.684	22.747	22.906	333.3	3	1'30.885	18.561	25.989	23.049	23.286	333.3		
							4	1'35.073	18.553	25.960	24.798	25.762	333.3		

Fastest Lap: Marc MARQUEZ Gresini Racing MotoG SPA 1'29.165 18.356 25.474 22.523 22.812

These data/results cannot be reproduced, stored and/or transmitted in whole or in part by any manner of electronic, mechanical, photocopying, recording, broadcasting or otherwise now known or herein after developed without the previous express consent by the copyright owner, except for reproduction in daily press and regular printed publications on sale to the public within 60 days of the event related to those data/results and always provided that copyright symbol appears together as follows below.
© DORNA, 2024



Practice

MotoGP

Lap	Lap Time	T1	T2	T3	T4	Speed
5	1'30.897	18.640	25.992	22.926	23.339	331.2
6	1'30.674	18.595	25.933	22.978	23.168	332.3
7	1'53.966 P	21.607	31.325	24.162	36.872	233.7
Run # 2	Front Tyre Slick-Hard	Rear Tyre Slick-Hard		New Tyre		
7 Laps at start						
8	8'37.654	16.515	27.268	23.588	23.444	313.0
9	1'31.452	18.633	26.178	23.170	23.471	328.2
10	1'30.570	18.555	25.876	23.006	23.133	328.2
11	1'30.458	18.554	25.904	22.912	23.088	329.2
12	1'51.330 P	18.924	30.073	24.689	37.644	300.8
Run # 3	Front Tyre Slick-Hard	Rear Tyre Slick-Hard		New Tyre		
12 Laps at start		5 Laps at start				
13	8'32.925	16.692	27.168	23.561	23.565	307.6
14	1'30.856	18.613	25.963	23.036	23.244	330.2
15	1'30.653	18.594	25.957	22.999	23.103	330.2
16	1'30.401	18.509	25.736	22.983	23.173	331.2
17	1'53.168 P	20.488	29.188	24.934	38.558	270.6
Run # 4	Front Tyre Slick-Hard	Rear Tyre Slick-Medium		New Tyre		
3 Laps at start						
18	7'07.999	17.825	28.919	23.580	23.298	298.3
19	1'29.895	18.414	25.698	22.786	22.997	333.3
20	1'29.835	18.300	25.791	22.688	23.056	334.3
21	1'49.166 P	19.924	28.001	23.795	37.446	309.4
Run # 5	Front Tyre Slick-Hard	Rear Tyre Slick-Medium		New Tyre		
4 Laps at start						
22	2'51.826	15.757	26.337	23.253	23.162	328.2
23	1'29.549	18.351	25.655	22.641	22.902	333.3
24	1'44.105	18.320	36.062	25.302	24.421	333.3
25	2'03.368	31.929	35.495	28.342	27.602	129.6

Lap	Lap Time	T1	T2	T3	T4	Speed
7th 31	Pedro ACOSTA	KTM		SPA		
Red Bull GASGAS Tech3						
Runs=4		Total laps=25		Full laps=18		Valid laps=17
Run # 1	Front Tyre Slick-Hard	Rear Tyre Slick-Medium		New Tyre		
10 Laps at start						
1	2'02.844	15.696	29.389	24.789	23.987	270.0
2	1'32.992	18.635	26.595	24.299	23.463	332.3
3	1'30.629	18.469	25.950	22.982	23.228	333.3
4	1'30.230	18.465	25.757	22.907	23.101	333.3
5	1'30.209	18.455	25.750	22.847	23.157	333.3
6	1'30.348 *	18.434	25.696	22.977	23.241*	333.3
7	1'34.133	18.461	26.783	25.375	23.514	330.2
8	1'30.647	18.594	25.833	23.088	23.132	331.2
9	1'30.375	18.456	25.782	22.937	23.200	332.3
10	1'50.071 P	20.916	28.359	23.765	37.031	272.0
Run # 2	Front Tyre Slick-Hard	Rear Tyre Slick-Medium		New Tyre		
10 Laps at start		10 Laps at start				
11	12'38.534	18.129	28.302	28.342	23.844	266.6
12	1'30.870	18.620	25.805	23.244	23.201	329.2
13	1'30.639	18.445	25.964	23.015	23.215	331.2
14	1'30.168	18.456	25.778	22.880	23.054	331.2
15	1'32.236	18.530	26.727	23.468	23.511	332.3
16	1'31.208	18.695	26.184	23.052	23.277	330.2
17	1'48.888 P	18.641	27.716	25.279	37.252	331.2

Lap	Lap Time	T1	T2	T3	T4	Speed
Run # 3	Front Tyre Slick-Hard	Rear Tyre Slick-Medium		New Tyre		
4 Laps at start						
18	8'23.783	16.709	27.779	24.334	23.575	291.1
19	1'29.840	18.401	25.606	22.828	23.005	332.3
20	1'29.916	18.393	25.629	22.815	23.079	332.3
21	1'45.340 P	18.408	25.625	22.720	38.587	332.3
Run # 4	Front Tyre Slick-Hard	Rear Tyre Slick-Medium		New Tyre		
4 Laps at start						
22	4'25.584	15.608	26.698	23.193	23.572	305.9
23	1'29.887	18.245	25.697	23.076	22.869	336.4
24	1'29.724	18.163	25.811	22.755	22.995	335.4
25	1'29.602	18.420	25.641	22.677	22.864	332.3

8th 73 Alex MARQUEZ DUCATI SPA
 Gresini Racing MotoGP
 Runs=4 Total laps=24 Full laps=17 Valid laps=16

Run #	Front Tyre	Slick-Soft	Rear Tyre	Slick-Medium
3 Laps at start				
1	1'53.096	17.298	29.322	24.708
2	1'32.620	18.900	26.517	23.445
3	1'31.586	18.678	26.253	23.114
4	1'31.192	18.573	26.152	23.070
5	1'30.848	18.610	26.003	22.974
6	1'33.566 *	18.604	26.051	24.024
7	1'31.223	18.690	26.074	23.061
8	1'31.094	18.608	26.029	23.066
9	1'49.971 P	19.705	27.252	23.925
Run # 2	Front Tyre Slick-Soft	Rear Tyre Slick-Medium		New Tyre
12 Laps at start		12 Laps at start		
10	11'35.256	16.513	29.260	24.093
11	1'32.578	18.755	26.311	23.369
12	1'31.620	18.736	25.987	23.127
13	1'31.427	18.725	26.057	23.109
14	1'31.828	18.818	26.157	23.080
15	1'31.467	18.680	26.132	23.130
16	1'48.666 P	18.764	26.757	24.425

Run #	Front Tyre	Slick-Soft	Rear Tyre	Slick-Medium
3 Laps at start				
17	11'46.544	16.133	27.759	23.813
18	1'30.694	18.575	25.945	22.825
19	1'30.009	18.493	25.775	22.678
20	1'55.162 P	19.966	31.835	23.735
Run # 4	Front Tyre Slick-Soft	Rear Tyre Slick-Medium		New Tyre
4 Laps at start		New Tyre		
21	4'12.500	15.345	28.883	29.222
22	1'30.387	18.567	25.873	22.860
23	1'29.613	18.456	25.653	22.585
24	1'37.451	21.421	28.086	23.939

9th 72 Marco BEZZECCHI DUCATI ITA
 Pertamina Enduro VR46 Racing Team
 Runs=5 Total laps=28 Full laps=19 Valid laps=18

Run #	Front Tyre	Slick-Hard	Rear Tyre	Slick-Hard
1		New Tyre		New Tyre
1	1'50.526	16.830	29.983	26.209
2	1'32.924	18.882	26.859	23.519

Fastest Lap: Marc MARQUEZ Gresini Racing MotoG SPA 1'29.165 18.356 25.474 22.523 22.812

These data/results cannot be reproduced, stored and/or transmitted in whole or in part by any manner of electronic, mechanical, photocopying, recording, broadcasting or otherwise now known or herein after developed without the previous express consent by the copyright owner, except for reproduction in daily press and regular printed publications on sale to the public within 60 days of the event related to those data/results and always provided that copyright symbol appears together as follows below.
 © DORNA, 2024



Practice

MotoGP

Lap	Lap Time	T1	T2	T3	T4	Speed	Lap	Lap Time	T1	T2	T3	T4	Speed	
3	1'31.515	18.700	26.180	23.311	23.324	329.2	Run # 3	<i>Front Tyre</i> Slick-Hard	<i>Rear Tyre</i> Slick-Medium					
4	1'32.852	18.558	27.582	23.308	23.404	331.2							12 Laps at start	New Tyre
5	1'30.808	18.648	25.818	23.176	23.166	331.2	13	8'10.580	16.176	27.504	23.943	23.802	294.2	
6	1'30.696 *	18.561	25.972	22.956	23.207*	332.3	14	1'30.765	18.650	25.815	23.034	23.266	328.2	
7	1'31.553	18.628	25.928	23.486	23.511	331.2	15	1'36.549	18.603	30.935	23.750	23.261	328.2	
8	1'30.740	18.625	25.853	23.111	23.151	327.2	16	1'30.238	18.470	25.748	22.825	23.195	332.3	
9	1'30.646	18.646	25.867	22.972	23.161	327.2	17	1'45.216 P	18.527	25.737	22.777	38.175	331.2	
10	1'50.314 P	18.681	29.859	24.360	37.414	327.2	Run # 4	<i>Front Tyre</i> Slick-Hard	<i>Rear Tyre</i> Slick-Medium					
						Run # 2	<i>Front Tyre</i> Slick-Hard	<i>Rear Tyre</i> Slick-Medium						
								10 Laps at start		New Tyre				
11	8'18.151	16.930	33.816	26.365	23.749	320.4	18	7'21.117	17.151	27.634	23.659	23.511	295.8	
12	1'33.335	18.714	25.963	24.654	24.004	330.2	19	1'30.669	18.402	25.881	23.012	23.374	326.2	
13	1'30.657	18.596	25.880	22.887	23.294	328.2	20	1'29.682	18.380	25.757	22.631	22.914	329.2	
14	1'30.646	18.560	25.826	22.966	23.294	329.2	21	1'49.320 P	18.728	28.270	24.898	37.424	319.5	
15	1'30.627	18.573	25.765	23.036	23.253	328.2	Run # 5	<i>Front Tyre</i> Slick-Hard	<i>Rear Tyre</i> Slick-Medium					
16	1'30.516	18.601	25.792	22.987	23.136	327.2							4 Laps at start	New Tyre
17	1'52.140 P	21.658	29.179	23.828	37.475	254.1	22	3'39.436	15.660	28.345	32.359	23.861	306.8	
								20 Laps at start		7 Laps at start				
18	6'06.361	15.866	27.215	23.520	23.514	319.5	23	1'36.901	18.593	30.829	23.647	23.832	331.2	
19	1'32.708	18.660	27.317	23.221	23.510	329.2	24	1'58.277 P	18.529	27.436	33.815	38.497	330.2	
20	1'30.937	18.768	25.829	23.096	23.244	327.2							4 Laps at start	New Tyre
21	1'44.133 P	18.611	25.892	22.924	36.706	327.2	22	3'39.436	15.660	28.345	32.359	23.861	306.8	
								New Tyre		New Tyre				
22	5'00.437	17.047	26.787	23.414	23.592	311.2	23	1'36.901	18.593	30.829	23.647	23.832	331.2	
23	1'30.091	18.466	25.632	22.830	23.163	330.2	24	1'58.277 P	18.529	27.436	33.815	38.497	330.2	
24	1'29.802	18.413	25.651	22.721	23.017	327.2							4 Laps at start	New Tyre
25	1'45.270 P	19.814	26.260	23.045	36.151	312.1	22	3'39.436	15.660	28.345	32.359	23.861	306.8	
								New Tyre		New Tyre				
Run # 5	<i>Front Tyre</i> Slick-Soft	<i>Rear Tyre</i> Slick-Medium					23	1'36.901	18.593	30.829	23.647	23.832	331.2	
								4 Laps at start		New Tyre				
26	2'47.209	15.331	26.666	23.757	23.598	325.3	24	1'58.277 P	18.529	27.436	33.815	38.497	330.2	
27	1'29.620	18.390	25.567	22.718	22.945	327.2							4 Laps at start	New Tyre
28	1'30.410	18.483	25.638	23.274	23.015	327.2	22	3'39.436	15.660	28.345	32.359	23.861	306.8	
								New Tyre		New Tyre				
								7 Laps at start		7 Laps at start				
Run # 4	<i>Front Tyre</i> Slick-Soft	<i>Rear Tyre</i> Slick-Medium					8	8'13.676	18.440	27.893	26.513	24.419	281.2	
								New Tyre		New Tyre				
22	5'00.437	17.047	26.787	23.414	23.592	311.2	9	1'32.197	19.018	26.252	23.360	23.567	322.3	
23	1'30.091	18.466	25.632	22.830	23.163	330.2	10	1'31.487	18.514	25.999	23.255	23.719	329.2	
24	1'29.802	18.413	25.651	22.721	23.017	327.2	11	1'31.004	18.506	26.091	23.100	23.307	331.2	
25	1'45.270 P	19.814	26.260	23.045	36.151	312.1	12	1'36.925	18.700	29.094	24.613	24.518	327.2	
								New Tyre		New Tyre				
Run # 5	<i>Front Tyre</i> Slick-Soft	<i>Rear Tyre</i> Slick-Medium					13	1'34.329 *	18.580	27.087	24.560	24.102	330.2	
								4 Laps at start		New Tyre				
26	2'47.209	15.331	26.666	23.757	23.598	325.3	14	1'31.214	18.599	26.040	23.127	23.448	332.3	
27	1'29.620	18.390	25.567	22.718	22.945	327.2	15	1'44.361	18.576	29.523	23.397	32.865	333.3	
28	1'30.410	18.483	25.638	23.274	23.015	327.2	16	1'31.475	18.648	25.991	23.221	23.615	331.2	
								New Tyre		New Tyre				
								7 Laps at start		7 Laps at start				
Run # 3	<i>Front Tyre</i> Slick-Hard	<i>Rear Tyre</i> Slick-Medium					Run # 2	<i>Front Tyre</i> Slick-Hard	<i>Rear Tyre</i> Slick-Medium					
								New Tyre		New Tyre				
1	1'55.729	16.326	28.623	24.361	23.924	281.2							7 Laps at start	7 Laps at start
2	1'32.164	18.820	26.170	23.739	23.435	326.2	8	8'13.676	18.440	27.893	26.513	24.419	281.2	
3	1'30.893	18.577	26.081	23.119	23.116	329.2	9	1'32.197	19.018	26.252	23.360	23.567	322.3	
4	1'30.796	18.589	26.040	22.951	23.216	330.2	10	1'31.487	18.514	25.999	23.255	23.719	329.2	
5	1'30.624	18.630	25.943	22.894	23.157	330.2	11	1'31.004	18.506	26.091	23.100	23.307	331.2	
6	1'49.782 P	18.572	26.009	25.612	39.589	331.2	12	1'36.925	18.700	29.094	24.613	24.518	327.2	
								New Tyre		New Tyre				
Run # 2	<i>Front Tyre</i> Slick-Hard	<i>Rear Tyre</i> Slick-Hard					13	1'34.329 *	18.580	27.087	24.560	24.102	330.2	
								6 Laps at start		6 Laps at start				
7	9'05.885	15.291	27.005	23.598	23.452	308.5	14	1'31.214	18.599	26.040	23.127	23.448	332.3	
8	1'31.330	18.756	26.177	23.138	23.259	326.2	15	1'44.361	18.576	29.523	23.397	32.865	333.3	
9	1'31.676	19.039	26.007	23.187	23.443	324.3	16	1'31.475	18.648	25.991	23.221	23.615	331.2	
10	1'30.962	18.693	26.061	23.021	23.187	328.2	17	1'51.275 P	18.529	27.960	25.796	38.990	329.2	
11	1'30.921	18.650	26.034	22.958	23.279	327.2							7 Laps at start	7 Laps at start
12	1'49.036 P	18.708	25.992	23.755	40.581	326.2	8	8'13.676	18.440	27.893	26.513	24.419	281.2	
								New Tyre		New Tyre				
								4 Laps at start		New Tyre				
Run # 1	<i>Front Tyre</i> Slick-Soft	<i>Rear Tyre</i> Slick-Medium					Run # 3	<i>Front Tyre</i> Slick-Soft	<i>Rear Tyre</i> Slick-Medium					
								New Tyre		New Tyre				
1	1'55.729	16.326	28.623	24.361	23.924	281.2							7 Laps at start	7 Laps at start
2	1'32.164	18.820	26.170	23.739	23.435	326.2	18	9'26.099	18.750	28.022	23.932	23.588	281.2	
3	1'30.893	18.577	26.081	23.119	23.116	329.2	19	1'30.023	18.521	25.641	23.002	22.859	328.2	
4	1'30.796	18.589	26.040	22.951	23.216	330.2	20	1'29.949	18.544	25.631	22.736	23.038	329.2	
5	1'30.624	18.630	25.943	22.894	23.157	330.2	21	1'51.043 P	19.356	28.753	24.378	38.556	310.3	
6	1'49.782 P	18.572	26.009	25.612	39.589	331.2							4 Laps at start	New Tyre
								New Tyre		New Tyre				
Run # 2	<i>Front Tyre</i> Slick-Hard	<i>Rear Tyre</i> Slick-Hard					Run # 4	<i>Front Tyre</i> Slick-Soft	<i>Rear Tyre</i> Slick-Medium					
								6 Laps at start		6 Laps at start				
7	9'05.885	15.291	27.005	23.598	23.452	308.5							4 Laps at start	New Tyre
8	1'31.330	18.756	26.177	23.138	23.259	326.2	22	7'26.762	18.028	27.329	23.787	23.352	290.3	
9	1'31.676	19.039	26.007	23.187	23.443	324.3	23	1'29.683	18.260	25.491	22.810	23.122	330.2	
10	1'30.962	18.693	26.061	23.021	23.187	328.2	24	1'29.885	18.330	25.618	22.785	23.152	329.2	
11	1'30.921	18.650	26.034	22.958	23.279	327.2	25	1'41.956	18.412	25.790	30.407	27.347	329.2	
12	1'49.036 P	18.708	25.992	23.755	40.581	326.2							4 Laps at start	New Tyre
								New Tyre		New Tyre				

11th 33 Brad BINDER KTM RSA
 Red Bull KTM Factory Racing
 Runs=4 Total laps=25 Full laps=18 Valid laps=17

10th 5 Johann ZARCO HONDA FRA
 CASTROL Honda LCR
 Runs=5 Total laps=24 Full laps=14 Valid laps=14

Fastest Lap: Marc MARQUEZ Gresini Racing MotoG SPA **1'29.165** 18.356 25.474 22.523 22.812

These data/results cannot be reproduced, stored and/or transmitted in whole or in part by any manner of electronic, mechanical, photocopying, recording, broadcasting or otherwise now known or herein after developed without the previous express consent by the copyright owner, except for reproduction in daily press and regular printed publications on sale to the public within 60 days of the event related to those data/results and always provided that copyright symbol appears together as follows below.
 © DORNA, 2024

Official MotoGP Timing by TISSOT
 www.motogp.com



Practice

MotoGP



Lap	Lap Time	T1	T2	T3	T4	Speed	Lap	Lap Time	T1	T2	T3	T4	Speed	
12th	20	Fabio QUARTARARO				YAMAHA	FRA							
Monster Energy Yamaha MotoGP Team														
Runs=4 Total laps=25 Full laps=18 Valid laps=17														
Run #	1	Front Tyre	Slick-Hard	Rear Tyre	Slick-Hard		Run #	3	Front Tyre	Slick-Soft	Rear Tyre	Slick-Medium		
			New Tyre		New Tyre					New Tyre		New Tyre		
1	2'47.550	16.030	29.712	25.253	24.250	318.5	14	9'21.709	17.070	27.935	24.734	25.774	309.4	
2	1'32.415	18.942	26.493	23.510	23.470	326.2	15	1'30.492	18.611	25.795	22.842	23.244	329.2	
3	1'30.953	18.593	26.132	23.035	23.193	327.2	16	1'30.221	18.472	25.689	22.895	23.165	328.2	
4	1'30.582	18.548	25.885	23.011	23.138	328.2	17	1'56.541 P	21.460	30.250	25.697	39.134	229.2	
5	1'30.382	18.532	25.855	22.831	23.164	328.2	Run # 4	Front Tyre Slick-Soft			Rear Tyre Slick-Medium			
6	1'30.480	18.616	25.819	22.827	23.218	327.2				4 Laps at start				
7	1'30.499	18.581	25.765	22.823	23.330	326.2				New Tyre				
8	1'49.242 P	19.864	26.899*	24.250	38.229	324.3	18	3'54.031	25.904	28.688	29.900	37.362	260.2	
Run # 2	Front Tyre Slick-Hard		Rear Tyre Slick-Medium		New Tyre		19	1'30.658	18.487	25.979	22.978	23.214	331.2	
			8 Laps at start				20	1'29.837	18.421	25.635	22.773	23.008	332.3	
9	10'01.399	16.748	30.409	24.548	23.734	319.5	21	2'04.803 P	21.807	38.247	25.430	39.319	191.1	
10	1'31.522	18.677	26.208	23.262	23.375	327.2	Run # 5	Front Tyre Slick-Soft		Rear Tyre Slick-Medium		New Tyre		
11	1'30.377	18.495	25.792	22.938	23.152	328.2				New Tyre		New Tyre		
12	1'30.355	18.539	25.777	22.858	23.181	327.2	22	4'47.088 *	15.066	30.962	35.835	45.574*	293.4	
13	1'30.193	18.569	25.653	22.866	23.105	328.2	23	1'37.225	18.677	31.184	23.985	23.379	301.6	
14	1'30.428	18.548	25.810	22.894	23.176	326.2	24	1'30.226	18.396	25.583	23.109	23.138	330.2	
15	1'30.477	18.603	25.780	22.879	23.215	327.2	14th 25 Raul FERNANDEZ						APRILIA	SPA
16	1'50.776 P	19.443	28.067	25.139	38.127	306.8	Trackhouse Racing							
Run # 3	Front Tyre Slick-Hard		Rear Tyre Slick-Medium		New Tyre		Runs=5 Total laps=25 Full laps=16 Valid laps=15							
			New Tyre		New Tyre		Run # 1	Front Tyre Slick-Hard		Rear Tyre Slick-Hard		New Tyre		
17	11'20.907	15.316	27.219	23.768	23.733	323.3				New Tyre		New Tyre		
18	1'30.087	18.568	25.656	22.836	23.027	328.2	1	2'33.812	16.334	29.099	24.813	23.932	284.9	
19	1'29.822	18.418	25.631	22.732	23.041	330.2	2	1'32.144	18.797	26.672	23.294	23.381	325.3	
20	1'49.238 P	21.005	27.127	24.044	37.062	299.1	3	1'31.320	18.710	26.348	22.987	23.275	330.2	
Run # 4	Front Tyre Slick-Hard		Rear Tyre Slick-Medium		New Tyre		4	1'31.122	18.644	26.186	23.018	23.274	331.2	
			4 Laps at start				5	1'34.185	20.268	26.755	23.404	23.758	318.5	
21	3'17.322	16.142	26.703	23.411	23.460	323.3	6	1'31.153	18.764	26.069	22.871	23.449	327.2	
22	1'35.197 *	18.492	27.250*	26.213	23.242	328.2	7	1'31.115	18.700	26.174	22.995	23.246	327.2	
23	1'29.835	18.378	25.786	22.685	22.986	334.3	8	1'50.484 P	21.532	27.136*	23.589	38.227	301.6	
24	1'29.756	18.397	25.715	22.683	22.961	334.3	Run # 2	Front Tyre Slick-Soft		Rear Tyre Slick-Medium		New Tyre		
25	1'29.792	18.414	25.691	22.686	23.001	332.3				New Tyre		New Tyre		
13th 43 Jack MILLER						KTM	AUS	9	7'32.297	22.107	28.391	24.104	23.684	301.6
Red Bull KTM Factory Racing								10	1'31.547	19.095	26.293	22.906	23.253	324.3
Runs=5 Total laps=24 Full laps=15 Valid laps=15								11	1'32.762	18.722	27.768	22.978	23.294	329.2
Run #	1	Front Tyre	Slick-Hard	Rear Tyre	Slick-Hard		Run #	3	Front Tyre	Slick-Soft	Rear Tyre	Slick-Medium		
			New Tyre		New Tyre					New Tyre		New Tyre		
1	2'32.703	16.529	31.542	28.758	28.399	291.1	12	1'30.474	18.621	25.931	22.808	23.114	330.2	
2	1'32.296	18.909	26.524	23.373	23.490	331.2	13	1'54.768 P	21.332	28.929	26.807	37.700	228.3	
3	1'31.200	18.702	25.986	23.215	23.297	330.2	Run # 3	Front Tyre Slick-Soft		Rear Tyre Slick-Medium		5 Laps at start		
4	1'30.485	18.572	25.838	22.923	23.152	331.2				5 Laps at start				
5	1'30.566	18.505	25.840	22.942	23.279	330.2	14	8'44.738	16.463	27.757	24.019	23.608	300.8	
6	1'49.596 P	18.815	28.332	23.967	38.482	278.3	15	1'30.980	18.779	26.039	22.975	23.187	328.2	
Run # 2	Front Tyre Slick-Hard		Rear Tyre Slick-Hard		New Tyre		16	1'30.644	18.655	26.020	22.775	23.194	328.2	
			6 Laps at start		6 Laps at start		17	1'46.911 P	18.833	26.594	23.984	37.500	326.2	
7	9'03.885	28.998	28.066	26.518	24.991	266.6	Run # 4	Front Tyre Slick-Soft		Rear Tyre Slick-Medium		New Tyre		
8	1'32.061	18.703	26.039	23.358	23.961	329.2				New Tyre		New Tyre		
9	1'30.877	18.582	26.135	22.994	23.166	329.2	18	5'04.712	15.384	27.241	23.265	23.303	312.1	
10	1'30.656	18.541	25.897	22.946	23.272	329.2	19	1'30.069	18.549	25.842	22.623	23.055	331.2	
11	1'30.832	18.584	25.968	22.969	23.311	328.2	20	1'29.857	18.410	25.833	22.589	23.025	332.3	
12	1'31.035	18.601	25.895	23.042	23.497	329.2	21	1'52.260 P	21.098*	26.574	24.755	39.833	313.0	
Fastest Lap: Marc MARQUEZ						Gresini Racing MotoG	SPA	1'29.165	18.356	25.474	22.523	22.812		

These data/results cannot be reproduced, stored and/or transmitted in whole or in part by any manner of electronic, mechanical, photocopying, recording, broadcasting or otherwise now known or herein after developed without the previous express consent by the copyright owner, except for reproduction in daily press and regular printed publications on sale to the public within 60 days of the event related to those data/results and always provided that copyright symbol appears together as follows below.
 © DORNA, 2024



Practice

MotoGP

Lap	Lap Time	T1	T2	T3	T4	Speed	Lap	Lap Time	T1	T2	T3	T4	Speed
24	1'30.637 *	18.393	25.818	22.613	23.813	330.2	Run # 2	Front Tyre Slick-Hard	Rear Tyre Slick-Medium	8 Laps at start			New Tyre
25	1'46.610	28.562	28.209	24.871	24.968	309.4	9	11'42.316	16.557	27.774	23.726	23.687	300.8
15th 30 Takaaki NAKAGAMI HONDA JPN							10	1'31.362	18.699	26.344	22.964	23.355	326.2
IDEMITSU Honda LCR							11	1'30.820	18.756	25.871	22.913	23.280	326.2
Runs=5 Total laps=26 Full laps=17 Valid laps=17							12	1'30.669	18.606	25.949	22.820	23.294	327.2
Run #	1	Front Tyre Slick-Hard	Rear Tyre Slick-Hard	New Tyre									
1	2'15.162	16.019	28.734	24.916	24.124	309.4	13	1'30.515	18.620	25.827	22.864	23.204	327.2
2	1'32.436	18.875	26.504	23.502	23.555	325.3	14	2'00.683 P	21.151	31.274	25.978	42.280	256.5
3	1'31.795	18.893	26.357	23.221	23.324	313.0	Run # 3	Front Tyre Slick-Soft	Rear Tyre Slick-Medium	New Tyre			
4	1'30.798	18.614	25.957	23.060	23.167	330.2	15	15'07.393	16.327	27.577	26.373	23.634	283.4
5	1'30.677	18.696	25.810	22.962	23.209	328.2	16	1'30.436	18.647	25.889	22.754	23.146	328.2
6	1'52.937 P	22.724	29.204	23.726	37.283	227.3	17	1'30.315	18.611	25.751	22.803	23.150	327.2
7	8'49.875	15.711	28.408	24.206	24.032	284.9	18	1'45.623 P	18.625	25.824	22.838	38.336	328.2
8	1'31.999	18.996	26.265	23.351	23.387	322.3	Run # 4	Front Tyre Slick-Soft	Rear Tyre Slick-Medium	New Tyre			
9	1'31.413	18.936	26.045	23.062	23.370	321.4	19	3'22.174	16.176	26.519	23.221	23.505	305.0
10	1'31.139	18.722	26.051	23.170	23.196	326.2	20	1'29.999	18.488	25.846	22.640	23.025	330.2
11	1'37.763	21.293	29.562	23.448	23.460	276.9	21	1'34.777	18.485	28.275	24.722	23.295	330.2
12	1'49.657 P	18.774	26.094	24.962	39.827	324.3	22	1'30.413	18.601	25.908	22.765	23.139	326.2
13	6'06.579	16.720	28.225	24.280	23.736	301.6	17th 10 Luca MARINI HONDA ITA						
14	1'33.216	18.732	27.362	23.381	23.741	323.3	Repsol Honda Team						
15	1'33.023	18.559	26.539	24.420	23.505	328.2	Runs=5 Total laps=26 Full laps=17 Valid laps=17						
16	1'30.377	18.566	25.811	22.881	23.119	326.2	Run #	1	Front Tyre Slick-Hard	Rear Tyre Slick-Hard	New Tyre		
17	1'48.898 P	19.792	27.223	25.365	36.518	310.3	1	1'57.281	16.168	29.637	24.399	23.832	260.8
18	7'08.115	16.959	30.318	25.382	24.082	267.9	2	1'31.883	18.824	26.401	23.301	23.357	327.2
19	1'32.894	19.044	26.769	23.691	23.390	324.3	3	1'31.162	18.608	26.054	23.169	23.331	330.2
20	1'34.238	18.584	25.813	26.353	23.488	327.2	4	1'31.214	18.691	26.001	23.126	23.396	330.2
21	1'30.339	18.602	25.847	22.870	23.020	327.2	5	1'31.110	18.678	26.012	23.026	23.394	329.2
22	1'47.112 P	19.245	26.917	24.035	36.915	313.9	6	1'53.096 P	18.711	28.835	26.585	38.965	323.3
23	3'13.086	15.720	30.044	31.077	26.017	305.9	Run # 2	Front Tyre Slick-Hard	Rear Tyre Slick-Medium	New Tyre			
24	1'31.344	18.646	26.372	23.026	23.300	326.2	7	6'21.703	19.133	28.827	23.763	23.607	262.7
25	1'30.068	18.599	25.721	22.788	22.960	326.2	8	1'31.419	18.835	26.176	23.075	23.333	326.2
26	1'29.996	18.582	25.704	22.764	22.946	325.3	9	1'30.753	18.636	25.910	23.000	23.207	326.2
16th 49 Fabio DI GIANNANTONI DUCATI ITA							10	1'44.353	18.667	26.451	29.030	30.205	324.3
Pertamina Enduro VR46 Racing Team							11	1'33.798	18.686	28.750	23.184	23.178	329.2
Runs=4 Total laps=22 Full laps=15 Valid laps=14							12	1'31.186	18.671	26.139	23.136	23.240	329.2
Run #	1	Front Tyre Slick-Hard	Rear Tyre Slick-Hard	New Tyre									
1	1'50.943	16.455	28.816	24.664	24.896	266.6	13	1'30.877	18.605	26.060	22.944	23.268	329.2
2	1'33.072	18.982	26.900	23.491	23.699	316.7	14	1'53.456 P	18.638	25.951	26.041	42.826	330.2
3	1'31.571	18.692	26.384	23.177	23.318	328.2	Run # 3	Front Tyre Slick-Hard	Rear Tyre Slick-Medium	New Tyre			
4	1'31.198	18.707	26.053	23.088	23.350	328.2	15	6'53.039	16.318	27.949	24.855	31.024	275.5
5	1'31.037	18.712	26.000	23.016	23.309	328.2	16	1'32.449	18.950	26.618	23.392	23.489	320.4
6	1'30.989 *	18.744	25.978	22.890	23.377*	328.2	17	1'31.296	18.659	26.121	23.083	23.433	328.2
7	1'32.899	18.713	26.122	23.003	25.061	325.3	18	1'47.255 P	18.662	26.101	23.150	39.342	328.2
8	1'35.041 P	18.793	25.971	23.008	27.269	326.2	Run # 4	Front Tyre Slick-Soft	Rear Tyre Slick-Medium	New Tyre			
Fastest Lap: Marc MARQUEZ Gresini Racing MotoG SPA 1'29.165 18.356 25.474 22.523 22.812							19	8'55.650	16.347	26.886	23.345	23.589	287.2
These data/results cannot be reproduced, stored and/or transmitted in whole or in part by any manner of electronic, mechanical, photocopying, recording, broadcasting or otherwise now known or herein after developed without the previous express consent by the copyright owner, except for reproduction in daily press and regular printed publications on sale to the public within 60 days of the event related to those data/results and always provided that copyright symbol appears together as follows below.							20	1'31.185	18.561	25.809	23.663	23.152	332.3
© DORNA, 2024							21	1'30.535	18.551	25.856	22.996	23.132	330.2
Official MotoGP Timing by TISSOT							22	1'50.481 P	19.796	28.034	24.701	37.950	310.3
www.motogp.com							 						

Fastest Lap: Marc MARQUEZ Gresini Racing MotoG SPA 1'29.165 18.356 25.474 22.523 22.812

These data/results cannot be reproduced, stored and/or transmitted in whole or in part by any manner of electronic, mechanical, photocopying, recording, broadcasting or otherwise now known or herein after developed without the previous express consent by the copyright owner, except for reproduction in daily press and regular printed publications on sale to the public within 60 days of the event related to those data/results and always provided that copyright symbol appears together as follows below.
© DORNA, 2024



Practice

MotoGP

Lap	Lap Time	T1	T2	T3	T4	Speed	Lap	Lap Time	T1	T2	T3	T4	Speed
Run # 5	Front Tyre Slick-Soft	Rear Tyre Slick-Medium					4	1'30.738	18.594	25.839	23.056	23.249	332.3
4 Laps at start						New Tyre		5	1'31.016	18.611	25.945	23.168	331.2
23	2'59.599	15.589	26.340	23.172	23.254	323.3	6	1'30.932 *	18.566	25.990	23.064	23.312*	332.3
24	1'33.632	18.560	28.559	23.268	23.245	330.2	7	1'54.344 P	23.198	28.163	24.573	38.410	232.2
25	1'30.138	18.528	25.744	22.788	23.078	330.2	Run # 2 Front Tyre Slick-Hard Rear Tyre Slick-Medium						
26	1'31.166	18.624	26.020	23.122	23.400	326.2	7 Laps at start New Tyre						

18th 42 Alex RINS YAMAHA SPA
 Monster Energy Yamaha MotoGP Team
 Runs=5 Total laps=27 Full laps=17 Valid laps=15

Run #	Front Tyre	Slick-Soft	Rear Tyre	Slick-Medium	Speed	
8 Laps at start			8 Laps at start			
1	1'49.984	15.806	29.751	25.580	274.1	
2	1'32.458	18.906	26.391	23.362	326.2	
3	1'31.618	18.696	26.186	23.153	329.2	
4	1'31.062	18.613	26.063	23.039	329.2	
5	1'30.932	18.640	25.887	23.104	328.2	
6	1'30.922 *	18.617	25.950	23.007	23.348*	328.2
7	1'37.875 *	18.630	25.916	29.727	23.602*	326.2
8	1'49.316 P	18.589	26.630	26.268	37.829	332.3

Run #	Front Tyre	Slick-Soft	Rear Tyre	Slick-Medium	Speed	
8 Laps at start			8 Laps at start			
9	7'08.556	16.175	27.875	24.022	24.039	309.4
10	1'31.887	18.817	26.281	23.268	23.521	323.3
11	1'31.332	18.699	26.077	23.048	23.508	324.3
12	1'31.195	18.729	26.004	23.059	23.403	325.3
13	1'38.856	18.689	26.156	30.091	23.920	325.3
14	1'31.552	18.686	26.250	23.157	23.459	320.4
15	1'47.442 P	18.715	26.066	25.416	37.245	329.2

Run #	Front Tyre	Slick-Hard	Rear Tyre	Slick-Medium	Speed	
20 Laps at start			15 Laps at start			
16	6'25.261	16.750	29.093	23.763	23.829	304.2
17	1'31.445	18.783	26.032	23.200	23.430	327.2
18	1'50.287 P	18.683	29.243	24.405	37.956	330.2

Run #	Front Tyre	Slick-Hard	Rear Tyre	Slick-Medium	Speed	
New Tyre			New Tyre			
19	6'54.289	15.726	27.179	23.614	23.490	319.5
20	1'30.792	18.564	26.005	22.881	23.342	331.2
21	1'34.418	18.574	28.795	23.537	23.512	330.2
22	1'50.397 P	18.586	25.873	26.895	39.043	327.2

Run #	Front Tyre	Slick-Hard	Rear Tyre	Slick-Medium	Speed	
4 Laps at start			New Tyre			
23	2'53.667	16.341	26.903	23.205	23.598	309.4
24	1'35.401	18.480	25.763	27.646	23.512	331.2
25	1'30.198	18.398	25.780	22.869	23.151	334.3
26	1'30.213	18.430	25.810	22.784	23.189	332.3
27	2'08.330 P	29.977	31.289	25.767	41.297	204.5

19th 36 Joan MIR HONDA SPA
 Repsol Honda Team
 Runs=5 Total laps=25 Full laps=16 Valid laps=15

Run #	Front Tyre	Slick-Hard	Rear Tyre	Slick-Hard	Speed	
New Tyre			New Tyre			
1	1'58.879	16.305	28.267	24.237	24.220	274.1
2	1'31.969	18.850	26.372	23.387	23.360	329.2
3	1'31.121	18.683	26.109	23.111	23.218	331.2

Run #	Front Tyre	Slick-Hard	Rear Tyre	Slick-Medium	Speed	
7 Laps at start			New Tyre			
8	11'07.165	18.766	30.185	23.604	23.634	266.0
9	1'31.891	19.227	26.191	23.137	23.336	324.3
10	1'30.946	18.704	26.002	22.985	23.255	327.2
11	1'32.786	18.561	27.422	23.214	23.589	329.2
12	1'34.678	18.677	27.622	24.914	23.465	327.2
13	1'31.322	18.704	25.946	23.183	23.489	329.2
14	2'00.075 P	18.924	33.406	27.323	40.422	314.8

Run #	Front Tyre	Slick-Hard	Rear Tyre	Slick-Medium	Speed	
14 Laps at start			7 Laps at start			
15	5'53.561	15.687	26.999	23.593	23.569	305.9
16	1'31.189	18.717	25.924	23.126	23.422	329.2
17	1'31.020	18.630	25.883	23.101	23.406	329.2
18	1'51.250 P	18.932	28.274	25.282	38.762	305.9

Run #	Front Tyre	Slick-Hard	Rear Tyre	Slick-Medium	Speed	
New Tyre			New Tyre			
19	6'28.541	17.888	26.892	23.324	23.568	295.0
20	1'30.226	18.427	25.827	22.846	23.126	334.3
21	1'30.217	18.449	25.787	22.837	23.144	331.2
22	1'46.171 P	19.406	27.047	23.204	36.514	288.0

Run #	Front Tyre	Slick-Hard	Rear Tyre	Slick-Medium	Speed	
4 Laps at start			New Tyre			
23	2'45.696	15.258	26.670	23.782	23.387	313.0
24	1'30.377	18.546	25.855	22.846	23.130	331.2
25	1'30.329	18.504	25.787	22.891	23.147	330.2

20th 37 Augusto FERNANDEZ KTM SPA
 Red Bull GASGAS Tech3
 Runs=4 Total laps=23 Full laps=16 Valid laps=15

Run #	Front Tyre	Slick-Hard	Rear Tyre	Slick-Hard	Speed	
New Tyre			New Tyre			
1	2'03.295	16.495	29.277	26.095	24.125	257.1
2	1'33.115	18.698	26.317	24.406	23.694	332.3
3	1'31.266	18.602	26.037	23.101	23.526	333.3
4	1'31.374	18.681	26.120	23.093	23.480	333.3
5	1'31.492	18.638	26.087	23.215	23.552	332.3
6	1'36.008	18.619	26.139	23.337	27.913	332.3
7	1'31.173	18.617	26.137	23.050	23.369	332.3
8	1'51.376 P	20.940	27.611	25.884	36.941	313.9

Run #	Front Tyre	Slick-Hard	Rear Tyre	Slick-Medium	Speed	
8 Laps at start			New Tyre			
9	6'12.416	21.835	33.647	25.615	23.757	251.1
10	1'41.629	18.553	33.307	25.902	23.867	330.2
11	1'30.776	18.524	26.140	22.908	23.204	332.3
12	1'30.554	18.458	26.051	22.896	23.149	329.2
13	1'31.229	18.573	26.153	23.040	23.463	329.2
14	1'31.326	18.688	26.041	23.107	23.490	332.3
15	1'46.786 P	18.694	26.473	23.870	37.749	331.2

Fastest Lap: Marc MARQUEZ Gresini Racing MotoG SPA 1'29.165 18.356 25.474 22.523 22.812

These data/results cannot be reproduced, stored and/or transmitted in whole or in part by any manner of electronic, mechanical, photocopying, recording, broadcasting or otherwise now known or herein after developed without the previous express consent by the copyright owner, except for reproduction in daily press and regular printed publications on sale to the public within 60 days of the event related to those data/results and always provided that copyright symbol appears together as follows below.
 © DORNA, 2024



Practice

MotoGP

Lap	Lap Time	T1	T2	T3	T4	Speed	Lap	Lap Time	T1	T2	T3	T4	Speed
Run # 3	Front Tyre	Slick-Hard		Rear Tyre	Slick-Medium		4	1'31.722	18.669	26.183	23.233	23.637	333.3
		New Tyre			New Tyre		5	1'47.737 P	19.283	27.179	23.754	37.521	302.5
16	17'35.523	16.197	28.010	24.072	23.862	266.6	Run # 2	Front Tyre	Slick-Hard		Rear Tyre	Slick-Medium	
17	1'30.795	18.591	25.994	22.951	23.259	330.2			4 Laps at start		5 Laps at start		
18	1'30.611	18.469	25.895	23.028	23.219	332.3	6	10'20.424	15.972	27.997	24.442	24.247	307.6
19	1'52.849 P	21.583	30.068	24.484	36.714	171.9	7	1'33.121	19.325	26.825	23.387	23.584	307.6
Run # 4	Front Tyre	Slick-Soft		Rear Tyre	Slick-Medium		8	1'32.181	18.850	26.480	23.275	23.576	326.2
		New Tyre			New Tyre		9	1'31.744	18.738	26.254	23.267	23.485	329.2
20	4'21.153	15.377	27.684	23.728	23.373	313.0	10	1'31.383	18.764	26.106	23.144	23.369	330.2
21	1'30.429	18.446	25.999	22.829	23.155	332.3	11	1'31.502	18.704	26.076	23.112	23.610	329.2
22	1'35.524 *	18.522	26.018	22.841	28.143	332.3	12	1'54.573 P	23.770	28.162	24.343	38.298	272.0
23	1'32.781	20.555	26.134	22.883	23.209	328.2							

21st 32 Lorenzo SAVADORI APRILIA ITA
Trackhouse Racing

Runs=5 Total laps=21 Full laps=12 Valid laps=12

Run # 1	Front Tyre	Slick-Hard		Rear Tyre	Slick-Medium	
		New Tyre			New Tyre	
1	2'28.259	18.077	37.353	25.223	28.794	195.2
2	1'38.785	19.092	26.847	28.819	24.027	325.3
3	1'32.349	18.766	26.648	23.446	23.489	321.4
4	1'42.789	18.772	33.999	24.153	25.865	329.2
5	2'23.310 P	18.906	26.470	23.225	1'14.709	326.2
Run # 2	Front Tyre	Slick-Hard		Rear Tyre	Slick-Medium	
		5 Laps at start			5 Laps at start	
6	12'58.547	18.034	28.058	24.246	24.206	290.3
7	1'35.748	18.897	28.793	24.061	23.997	326.2
8	1'32.720	18.910	26.686	23.451	23.673	324.3
9	1'33.090	18.958	26.597	23.545	23.990	326.2
10	1'40.688	21.592	28.178	24.280	26.638	247.7
11	1'51.692 P	18.823	27.851	26.003	39.015	324.3
Run # 3	Front Tyre	Slick-Hard		Rear Tyre	Slick-Medium	
		11 Laps at start			11 Laps at start	
12	6'29.869	17.289	30.954	24.225	24.347	297.5
13	1'45.768	18.931	30.048	24.883	31.906	326.2
14	1'32.895	18.964	26.668	23.451	23.812	327.2
15	1'46.418 P	19.054	27.035	23.750	36.579	325.3
Run # 4	Front Tyre	Slick-Soft		Rear Tyre	Slick-Medium	
		New Tyre			New Tyre	
16	7'01.448	31.107	28.514	23.570	23.482	174.1
17	1'31.498	18.621	26.236	23.127	23.514	333.3
18	1'49.572 P	19.326	27.677	24.907*	37.662	305.0
Run # 5	Front Tyre	Slick-Soft		Rear Tyre	Slick-Medium	
		3 Laps at start			New Tyre	
19	4'01.095	15.860	33.900	28.736	34.063	300.8
20	1'55.608	20.394	40.665	24.243	30.306	304.2
21	1'31.012	18.609	26.068	23.052	23.283	333.3

22nd 41 Aleix ESPARGARO APRILIA SPA
Aprilia Racing

Runs=2 Total laps=12 Full laps=8 Valid laps=8

Run # 1	Front Tyre	Slick-Soft		Rear Tyre	Slick-Medium	
		New Tyre			New Tyre	
1	2'19.453	16.115	28.282	24.343	24.027	279.7
2	1'32.403	18.926	26.401	23.433	23.643	331.2
3	1'31.732	18.799	26.123	23.357	23.453	333.3

Fastest Lap: Marc MARQUEZ Gresini Racing MotoG SPA 1'29.165 18.356 25.474 22.523 22.812

These data/results cannot be reproduced, stored and/or transmitted in whole or in part by any manner of electronic, mechanical, photocopying, recording, broadcasting or otherwise now known or herein after developed without the previous express consent by the copyright owner, except for reproduction in daily press and regular printed publications on sale to the public within 60 days of the event related to those data/results and always provided that copyright symbol appears together as follows below.
© DORNA, 2024



4554 m.

PT GRAND PRIX OF THAILAND

Practice

Best Partial Times

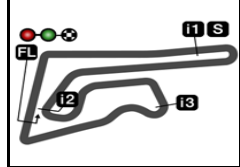
MotoGP™

IT Ideal Lap Time, sum of the best partial times

BT Best Lap Time

T1		T2		T3		T4				IT		BT
Pos	Rider	Time	Rider	Time	Rider	Time	Rider	Time	Pos	Rider	IT	BT
1	P.ACOSTA	18.163	J.MARTIN	25.372	M.MARQUEZ	22.523	M.MARQUEZ	22.812	1	M.MARQUEZ	1'29.165	1'29.165 (1)
2	F.BAGNAIA	18.206	M.MARQUEZ	25.474	A.MARQUEZ	22.585	M.VIÑALES	22.835	2	J.MARTIN	1'29.199	1'29.275 (2)
3	E.BASTIANINI	18.219	F.BAGNAIA	25.478	R.FERNANDEZ	22.589	J.MARTIN	22.837	3	E.BASTIANINI	1'29.270	1'29.327 (3)
4	J.MARTIN	18.220	B.BINDER	25.491	E.BASTIANINI	22.590	B.BINDER	22.859	4	F.BAGNAIA	1'29.279	1'29.360 (4)
5	B.BINDER	18.260	E.BASTIANINI	25.562	M.VIÑALES	22.602	P.ACOSTA	22.864	5	P.ACOSTA	1'29.310	1'29.602 (7)
6	F.MORBIDELLI	18.300	M.BEZZECCHI	25.567	J.ZARCO	22.631	E.BASTIANINI	22.899	6	B.BINDER	1'29.346	1'29.683 (11)
7	M.MARQUEZ	18.356	J.MILLER	25.583	F.DI GIANNANTO	22.640	F.MORBIDELLI	22.902	7	F.MORBIDELLI	1'29.498	1'29.549 (6)
8	F.QUARTARARO	18.378	P.ACOSTA	25.606	F.MORBIDELLI	22.641	F.BAGNAIA	22.906	8	M.VIÑALES	1'29.506	1'29.506 (5)
9	J.ZARCO	18.380	F.QUARTARARO	25.631	P.ACOSTA	22.677	J.ZARCO	22.914	9	A.MARQUEZ	1'29.613	1'29.613 (8)
10	M.VIÑALES	18.382	A.MARQUEZ	25.653	F.QUARTARARO	22.683	A.MARQUEZ	22.919	10	M.BEZZECCHI	1'29.620	1'29.620 (9)
11	M.BEZZECCHI	18.390	F.MORBIDELLI	25.655	F.BAGNAIA	22.689	M.BEZZECCHI	22.945	11	F.QUARTARARO	1'29.653	1'29.756 (12)
12	R.FERNANDEZ	18.393	M.VIÑALES	25.687	M.BEZZECCHI	22.718	T.NAKAGAMI	22.946	12	J.ZARCO	1'29.662	1'29.682 (10)
13	J.MILLER	18.396	T.NAKAGAMI	25.704	B.BINDER	22.736	F.QUARTARARO	22.961	13	J.MILLER	1'29.760	1'29.837 (13)
14	A.RINS	18.398	J.ZARCO	25.737	T.NAKAGAMI	22.764	J.MILLER	23.008	14	R.FERNANDEZ	1'29.767	1'29.857 (14)
15	J.MIR	18.427	L.MARINI	25.744	J.MARTIN	22.770	R.FERNANDEZ	23.025	15	F.DI GIANNANTO	1'29.901	1'29.999 (16)
16	A.FERNANDEZ	18.446	F.DI GIANNANTO	25.751	J.MILLER	22.773	F.DI GIANNANTO	23.025	16	T.NAKAGAMI	1'29.973	1'29.996 (15)
17	A.MARQUEZ	18.456	R.FERNANDEZ	25.760	A.RINS	22.784	L.MARINI	23.078	17	A.RINS	1'30.096	1'30.198 (18)
18	F.DI GIANNANTO	18.485	A.RINS	25.763	L.MARINI	22.788	J.MIR	23.126	18	L.MARINI	1'30.138	1'30.138 (17)
19	L.MARINI	18.528	J.MIR	25.787	A.FERNANDEZ	22.829	A.FERNANDEZ	23.149	19	J.MIR	1'30.177	1'30.217 (19)
20	T.NAKAGAMI	18.559	A.FERNANDEZ	25.895	J.MIR	22.837	A.RINS	23.151	20	A.FERNANDEZ	1'30.319	1'30.429 (20)
21	L.SAVADORI	18.609	L.SAVADORI	26.068	L.SAVADORI	23.052	L.SAVADORI	23.283	21	L.SAVADORI	1'31.012	1'31.012 (21)
22	A.ESPARGARO	18.669	A.ESPARGARO	26.076	A.ESPARGARO	23.112	A.ESPARGARO	23.369	22	A.ESPARGARO	1'31.226	1'31.383 (22)

These data/results cannot be reproduced, stored and/or transmitted in whole or in part by any manner of electronic, mechanical, photocopying, recording, broadcasting or otherwise now known or herein after developed without the previous express consent by the copyright owner, except for reproduction in daily press and regular printed publications on sale to the public within 60 days of the event related to those data/results and always provided that copyright symbol appears together as follows below.
© DORNA, 2024



4554 m.

PT GRAND PRIX OF THAILAND
Practice
Fastest Laps Sequence

<i>Practice Time</i>	 <i>Rider</i>	<i>Nation</i>	<i>Motorcycle</i>	<i>Time</i>	<i>Km/h</i>	<i>Rider's Lap</i>
3'22.442	42 Alex RINS	SPA	YAMAHA	1'32.458	177.3	2
3'27.893	5 Johann ZARCO	FRA	HONDA	1'32.164	177.8	2
3'29.164	10 Luca MARINI	ITA	HONDA	1'31.883	178.4	2
3'42.509	89 Jorge MARTIN	SPA	DUCATI	1'31.045	180.0	2
4'58.786	5 Johann ZARCO	FRA	HONDA	1'30.893	180.3	3
5'06.465	31 Pedro ACOSTA	SPA	KTM	1'30.629	180.8	3
5'34.621	93 Marc MARQUEZ	SPA	DUCATI	1'30.537	181.0	3
6'36.695	31 Pedro ACOSTA	SPA	KTM	1'30.230	181.6	4
8'06.904	31 Pedro ACOSTA	SPA	KTM	1'30.209	181.7	5
8'36.037	93 Marc MARQUEZ	SPA	DUCATI	1'30.105	181.9	5
45'08.746	33 Brad BINDER	RSA	KTM	1'30.023	182.1	19
46'38.695	33 Brad BINDER	RSA	KTM	1'29.949	182.2	20
47'58.644	31 Pedro ACOSTA	SPA	KTM	1'29.840	182.4	19
48'58.446	20 Fabio QUARTARARO	FRA	YAMAHA	1'29.822	182.5	19
50'19.045	89 Jorge MARTIN	SPA	DUCATI	1'29.543	183.0	22
51'12.065	12 Maverick VIÑALES	SPA	APRILIA	1'29.506	183.1	20
51'48.320	89 Jorge MARTIN	SPA	DUCATI	1'29.275	183.6	23
58'01.025	93 Marc MARQUEZ	SPA	DUCATI	1'29.165	183.8	24

These data/results cannot be reproduced, stored and/or transmitted in whole or in part by any manner of electronic, mechanical, photocopying, recording, broadcasting or otherwise now known or herein after developed without the previous express consent by the copyright owner, except for reproduction in daily press and regular printed publications on sale to the public within 60 days of the event related to those data/results and always provided that copyright symbol appears together as follows below.

© DORNA, 2024