

Results and timing service provided by TISSOT

MotoGP™

**QATAR AIRWAYS AUSTRALIAN MOTORCYCLE GRAND PRIX
Race**

Classification after 27 laps = 120.096 km

29

Pos	Rider	Nation	Team	Motorcycle	Total Time	Km/h	Gap
1	25 93 Marc MARQUEZ	SPA	Gresini Racing MotoGP	DUCATI	39'47.702	181.0	
2	20 89 Jorge MARTIN	SPA	Prima Pramac Racing	DUCATI	39'48.699	180.9	0.997
3	16 1 Francesco BAGNAIA	ITA	Ducati Lenovo Team	DUCATI	39'57.802	180.3	10.100
4	13 49 Fabio DI GIANNANTONIO	ITA	Pertamina Enduro VR46 Racing T	DUCATI	40'00.699	180.0	12.997
5	11 23 Enea BASTIANINI	ITA	Ducati Lenovo Team	DUCATI	40'01.012	180.0	13.310
6	10 21 Franco MORBIDELLI	ITA	Prima Pramac Racing	DUCATI	40'03.136	179.9	15.434
7	9 33 Brad BINDER	RSA	Red Bull KTM Factory Racing	KTM	40'03.152	179.9	15.450
8	8 12 Maverick VIÑALES	SPA	Aprilia Racing	APRILIA	40'04.338	179.8	16.636
9	7 20 Fabio QUARTARARO	FRA	Monster Energy Yamaha MotoGP	YAMAHA	40'06.459	179.6	18.757
10	6 25 Raul FERNANDEZ	SPA	Trackhouse Racing	APRILIA	40'07.047	179.6	19.345
11	5 43 Jack MILLER	AUS	Red Bull KTM Factory Racing	KTM	40'07.634	179.5	19.932
12	4 5 Johann ZARCO	FRA	CASTROL Honda LCR	HONDA	40'07.997	179.5	20.295
13	3 42 Alex RINS	SPA	Monster Energy Yamaha MotoGP	YAMAHA	40'09.912	179.4	22.210
14	2 10 Luca MARINI	ITA	Repsol Honda Team	HONDA	40'11.941	179.2	24.239
15	1 73 Alex MARQUEZ	SPA	Gresini Racing MotoGP	DUCATI	40'12.293	179.2	24.591
16	41 Aleix ESPARGARO	SPA	Aprilia Racing	APRILIA	40'18.201	178.7	30.499
17	37 Augusto FERNANDEZ	SPA	Red Bull GASGAS Tech3	KTM	40'18.235	178.7	30.533
18	30 Takaaki NAKAGAMI	JPN	IDEMITSU Honda LCR	HONDA	40'18.467	178.7	30.765
19	72 Marco BEZZECCHI	ITA	Pertamina Enduro VR46 Racing T	DUCATI	40'33.095	177.6	45.393
Not classified							
	36 Joan MIR	SPA	Repsol Honda Team	HONDA	37'19.687	178.7	2 laps
	32 Lorenzo SAVADORI	ITA	Trackhouse Racing	APRILIA	25'50.864	175.5	10 laps

Race condition: Dry

Air: 15°
Humidity: 80%
Ground: 38°

Pole Position:

Fastest Lap (New record):

Best Race Lap:

All-Time Lap Record:

	Jorge MARTIN	1'27.296	183.4 Km/h
Lap 9	Marc MARQUEZ	1'27.765	182.4 Km/h
2013	Marc MARQUEZ	1'28.108	181.7 Km/h
2023	Jorge MARTIN	1'27.246	183.5 Km/h

13:35'00

13:38'41

13:59'48

14:03'36 Alex MARQUEZ

14:03'38 Marco BEZZECCHI

14:03'43 -

14:04'40 Alex MARQUEZ

14:07'43 Marco BEZZECCHI

14:08'47 Marco BEZZECCHI

14:09'06 Marco BEZZECCHI

14:11'19 Luca MARINI

14:12'00 Luca MARINI

14:29'35 Lorenzo SAVADORI

14:40'06 Joan MIR

SIGHTING LAP START

All bikes on grid

WARM UP LAP START

long lap penalty

long lap penalty

No jump starts

long lap penalty - COMPLETED

long lap penalty - COMPLETED

crashed out - Rider OK

re-joined race

to drop 1 position due to overtaking under yellow flag

to drop 1 position - COMPLETED

entered pits and retired

crashed out - Rider OK

The results are provisional until the end of the limit for protest and appeals.

Time limit for protest expires 60' after publication of the results - Time:

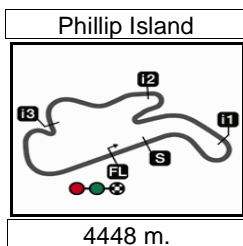
These data/results cannot be reproduced, stored and/or transmitted in whole or in part by any manner of electronic, mechanical, photocopying, recording, broadcasting or otherwise now known or herein after developed without the previous express consent by the copyright owner, except for reproduction in daily press and regular printed publications on sale to the public within 60 days of the event related to those data/results and always provided that copyright symbol appears together as follows below.

© DORNA, 2024

Official MotoGP Timing by TISSOT
www.motogp.com

Phillip Island, Sunday, October 20, 2024





Results and timing service provided by **TISSOT**

MotoGP™

QATAR AIRWAYS AUSTRALIAN MOTORCYCLE GRAND PRIX

World Championship Classification

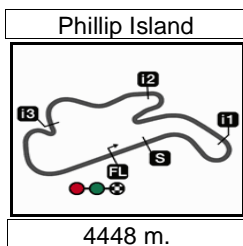
30

Rider	Points	Leader	Prev	QAT	POR	AME	SPA	FRA	CAT	ITA	NED	GER	GBR	AUT	ARA	RSM	EMI	INA	JPN	AUS	THA	MAL	VAL	
1 MARTIN Jorge [SPA]	424			28 12 16	32 7 25	20 7 13	12 12 -	37 12 25	26 6 20	16 - 16	29 9 20	12 12 -	29 9 20	29 9 20	29 9 20	13 12 1	29 9 20	25 0 25	26 6 20	32 12 20				
2 BAGNAIA Francesco [ITA]	404	20	20	31 6 25	6 6 -	13 2 11	25 - 25	16 - 16	25 - 25	37 12 25	37 12 25	32 7 25	16 - 16	37 12 25	1 1 -	29 9 20	12 12 -	28 12 16	37 12 25	22 6 16				
3 MARQUEZ Marc [SPA]	345	79	59	18 5 13	9 9 0	9 9 -	24 4 20	29 9 20	25 9 16	22 9 13	6 - 6	24 4 20	13 - 13	13 - 13	37 12 25	30 5 25	22 6 16	7 7 -	23 7 16	34 9 25				
4 BASTIANINI Enea [ITA]	331	93	14	15 4 11	24 4 20	20 4 16	11 - 11	19 6 13	5 5 0	20 - 20	22 6 16	19 6 13	37 12 25	22 6 16	14 3 11	22 6 16	32 7 25	9 9 -	22 9 13	18 7 11				
5 BINDER Brad [RSA]	192	232	139	29 9 20	13 - 13	7 0 7	10 - 10	8 0 8	8 - 8	10 4 6	14 4 10	9 2 7	6 6 -	14 3 11	17 4 13	16 3 13	4 4 0	8 0 8	10 - 10	9 - 9				
6 ACOSTA Pedro [SPA]	181	243	11	9 2 7	19 3 16	26 6 20	15 9 6	4 4 -	10 7 3	18 7 11	0 0 -	9 0 9	12 5 7	3 0 3	23 7 16	4 4 0	5 5 -	24 4 20	- - -	- - -				
7 VIÑALES Maverick [SPA]	171	253	10	7 1 6	12 12 -	37 12 25	7 - 7	18 7 11	6 2 4	13 5 8	18 7 11	7 3 4	5 2 3	9 0 9	0 0 -	0 0 0	10 0 10	13 3 10	1 1 -	8 - 8				
8 MORBIDELLI Franco [ITA]	151	273	20	0 0 0	0 0 0	0 0 -	6 6 -	9 0 9	0 0 -	16 6 10	8 1 7	16 5 11	6 - 6	12 4 8	10 - 10	7 7 -	12 1 11	18 5 13	16 5 11	15 5 10				
9 DI GIANNANTONIO Fabio [ITA]	150	274	1	9 - 9	6 - 6	10 - 10	9 0 9	13 3 10	15 4 11	12 3 9	18 5 13	0 0 -	12 1 11	- - -	8 0 8	7 - 7	2 0 2	1 1 -	12 4 8	16 3 13				
10 ESPARGARO Aleix [SPA]	136	288	14	15 7 8	10 2 8	14 5 9	- - -	12 5 7	25 12 13	6 1 5	- - -	- - -	17 7 10	14 7 7	6 - 6	0 0 -	8 0 8	0 0 -	7 - 7	2 2 0				
11 BEZZECCHI Marco [ITA]	134	290	2	2 0 2	10 0 10	8 0 8	16 - 16	- - -	6 1 5	3 0 3	0 0 -	8 0 8	8 - 8	12 2 10	9 0 9	11 - 11	15 2 13	17 6 11	9 0 9	0 - 0				
12 MARQUEZ Alex [SPA]	125	299	9	13 3 10	0 0 -	1 0 1	13 - 13	6 0 6	9 0 9	9 2 7	11 2 9	17 1 16	13 4 9	6 0 6	6 6 -	10 0 10	7 0 7	0 0 -	3 3 -	1 - 1				

These data/results cannot be reproduced, stored and/or transmitted in whole or in part by any manner of electronic, mechanical, photocopying, recording, broadcasting or otherwise now known or herein after developed without the previous express consent by the copyright owner, except for reproduction in daily press and regular printed publications on sale to the public within 60 days of the event related to those data/results and always provided that copyright symbol appears together as follows below.
© DORNA, 2024

Official MotoGP Timing by **TISSOT**
www.motogp.com





Results and timing service provided by **TISSOT**

QATAR AIRWAYS AUSTRALIAN MOTORCYCLE GRAND PRIX

MotoGP™

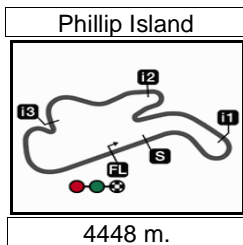
World Championship Classification

30

Rider	Points	Leader	Prev	QAT	POR	AME	SPA	FRA	CAT	ITA	NED	GER	GBR	AUT	ARA	RSM	EMI	INA	JPN	AUS	THA	MAL	VAL	
13 QUARTARARO Fabio [FRA]	93	331	32	5 0 5	10 1 9	4 0 4	6 5 1	0 0 -	7 0 7	0 - 0	7 3 4	5 0 5	5 0 5	0 0 0	2 2 -	10 1 9	12 3 9	9 0 9	4 0 4	7 0 7				
14 MILLER Jack [AUS]	71	353	22	0 0 0	16 5 11	6 3 3	0 0 -	2 2 -	3 3 -	0 0 0	5 0 5	3 0 3	7 3 4	5 5 0	1 0 1	10 2 8	0 0 0	0 0 -	8 2 6	5 - 5				
15 OLIVEIRA Miguel [POR]	71	353	0	1 0 1	7 0 7	5 0 5	10 2 8	0 0 -	6 - 6	2 - 2	1 0 1	19 9 10	0 0 -	4 0 4	5 5 -	5 0 5	6 0 6	- - -	- - -	- - -				
16 FERNANDEZ Raul [SPA]	66	358	5	0 0 -	0 0 -	7 1 6	5 0 5	6 1 5	10 - 10	4 0 4	8 0 8	6 0 6	0 0 -	0 0 -	0 0 0	0 0 0	3 0 3	6 0 6	1 0 1	10 4 6				
17 ZARCO Johann [FRA]	40	384	26	4 0 4	1 - 1	- - -	0 0 -	4 0 4	0 - 0	0 0 0	3 0 3	0 0 0	2 0 2	0 0 0	3 - 3	4 0 4	1 0 1	9 2 7	5 0 5	4 - 4				
18 NAKAGAMI Takaaki [JPN]	28	396	12	0 0 0	2 0 2	- - -	2 0 2	2 0 2	2 0 2	0 0 -	0 0 0	2 0 2	1 0 1	2 0 2	5 0 5	3 0 3	0 0 0	4 0 4	3 - 3	0 0 0				
19 RINS Alex [SPA]	23	401	5	0 0 0	3 - 3	0 0 -	3 0 3	1 - 1	0 0 0	1 0 1	0 0 -	- - -	- - -	0 - 0	7 0 7	0 0 0	- - -	5 0 5	0 0 0	3 0 3				
20 FERNANDEZ Augusto [SPA]	21	403	2	0 0 0	5 0 5	2 - 2	3 3 -	3 0 3	0 0 -	0 0 -	2 0 2	0 0 0	0 0 0	1 - 1	4 0 4	0 0 -	0 0 0	- - -	0 0 -	1 - 1				
21 MIR Joan [SPA]	20	404	1	3 0 3	4 0 4	- - -	5 1 4	- - -	1 0 1	- - -	0 0 -	0 0 0	0 0 -	0 0 0	2 0 2	- - -	5 0 5	- - -	- - -	0 0 -				
22 ESPARGARO Pol [SPA]	12	412	8	- - -	- - -	- - -	- - -	- - -	- - -	0 0 0	- - -	- - -	- - -	6 1 5	- - -	6 0 6	- - -	- - -	- - -	- - -				
23 MARINI Luca [ITA]	9	415	3	0 0 0	0 0 0	0 0 0	0 - 0	0 0 0	0 0 0	0 0 0	0 - 0	1 0 1	0 0 0	0 0 -	0 0 0	0 0 -	4 0 4	0 0 -	2 0 2	2 0 2				
24 PEDROSA Daniel [SPA]	7	417	2	- - -	- - -	- - -	7 7 -	- - -	- - -	- - -	- - -	- - -	- - -	- - -	- - -	- - -	- - -	- - -	- - -	- - -				

These data/results cannot be reproduced, stored and/or transmitted in whole or in part by any manner of electronic, mechanical, photocopying, recording, broadcasting or otherwise now known or herein after developed without the previous express consent by the copyright owner, except for reproduction in daily press and regular printed publications on sale to the public within 60 days of the event related to those data/results and always provided that copyright symbol appears together as follows below.
© DORNA, 2024





Results and timing service provided by TISSOT

MotoGP™

QATAR AIRWAYS AUSTRALIAN MOTORCYCLE GRAND PRIX

World Championship Classification

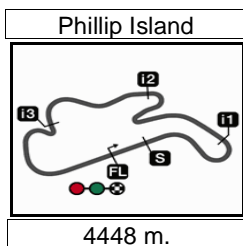
30

Rider	Points	Leader	Prev	QAT	POR	AME	SPA	FRA	CAT	ITA	NED	GER	GBR	AUT	ARA	RSM	EMI	INA	JPN	AUS	THA	MAL	VAL	
25 BRADL Stefan [GER]	2	422	5	-	-	-	0	-	0	-	-	0	-	0	-	2	-	-	-	-				
26 GARDNER Remy [AUS]	0	424	2	-	-	-	-	-	-	-	-	0	0	-	-	-	-	-	0	-				
27 SAVADORI Lorenzo [ITA]	0	424	0	-	-	-	0	-	-	0	-	-	-	0	-	-	-	-	0	0				

These data/results cannot be reproduced, stored and/or transmitted in whole or in part by any manner of electronic, mechanical, photocopying, recording, broadcasting or otherwise now known or herein after developed without the previous express consent by the copyright owner, except for reproduction in daily press and regular printed publications on sale to the public within 60 days of the event related to those data/results and always provided that copyright symbol appears together as follows below.
© DORNA, 2024

Official MotoGP Timing by TISSOT
www.motogp.com





Results and timing service provided by **TISSOT**

MotoGP™

QATAR AIRWAYS AUSTRALIAN MOTORCYCLE GRAND PRIX

World Championship Classification

30

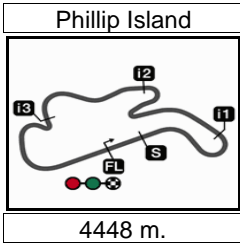
Constructor	<i>Points</i>	<i>Leader Previous</i>		QAT	POR	AME	SPA	FRA	CAT	ITA	NED	GER	GBR	AUT	ARA	RSM	EMI	INA	JPN	AUS	THA	MAL	VAL
1 DUCATI	611			37	34	25	37	37	34	37	37	37	37	37	37	37	37	37	37	37			
2 KTM	285	326	326	29	21	26	19	12	15	18	14	11	13	16	23	17	5	24	12	10			
3 APRILIA	267	344	18	15	20	37	10	18	25	13	18	19	17	16	11	5	10	13	8	12			
4 YAMAHA	104	507	163	5	10	4	8	1	7	1	7	5	5	-	9	10	12	9	4	7			
5 HONDA	60	551	44	4	4	-	5	4	2	-	3	2	2	2	5	4	5	9	5	4			

Team	<i>Points</i>	<i>Leader Previous</i>		QAT	POR	AME	SPA	FRA	CAT	ITA	NED	GER	GBR	AUT	ARA	RSM	EMI	INA	JPN	AUS	THA	MAL	VAL
1 DUCATI LENOVO TEAM	735			46	30	33	36	35	30	57	59	51	53	59	15	51	44	37	59	40			
2 PRIMA PRAMAC RACING	575	160	160	28	32	20	18	46	26	32	37	28	35	41	39	20	41	43	42	47			
3 GRESINI RACING MOTOGP	470	265	105	31	9	10	37	35	34	31	17	41	26	19	43	40	29	7	26	35			
4 APRILIA RACING	307	428	163	22	22	51	7	30	31	19	18	7	22	23	6	-	18	13	8	10			
5 PERTAMINA ENDURO VR46 RACING TE	284	451	23	11	16	18	25	13	21	15	18	8	20	12	17	18	17	18	21	16			
6 RED BULL KTM FACTORY RACING	263	472	21	29	29	13	10	10	11	10	19	12	13	19	18	26	4	8	18	14			
7 RED BULL GASGAS TECH3	202	533	61	9	24	28	18	7	10	18	2	9	12	4	27	4	5	24	-	1			
8 TRACKHOUSE RACING	137	598	65	1	7	12	15	6	16	6	9	25	-	4	5	5	9	6	1	10			
9 MONSTER ENERGY YAMAHA MOTOGP	116	619	21	5	13	4	9	1	7	1	7	5	5	-	9	10	12	14	4	10			
10 LCR HONDA	68	667	48	4	3	-	2	6	2	-	3	2	3	2	8	7	1	13	8	4			
11 REPSOL HONDA TEAM	29	706	39	3	4	-	5	-	1	-	-	1	-	-	2	-	9	-	2	2			

These data/results cannot be reproduced, stored and/or transmitted in whole or in part by any manner of electronic, mechanical, photocopying, recording, broadcasting or otherwise now known or herein after developed without the previous express consent by the copyright owner, except for reproduction in daily press and regular printed publications on sale to the public within 60 days of the event related to those data/results and always provided that copyright symbol appears together as follows below.
© DORNA, 2024

Official MotoGP Timing by **TISSOT**
www.motogp.com





Results and timing service provided by **TISSOT**

MotoGP™

QATAR AIRWAYS AUSTRALIAN MOTORCYCLE GRAND PRIX
Race
Lap Chart

31

Pos	1	2	3	4	5	6	7	8	9	10	11	12	13	14	15	16	17	18	19	20	21
Grid	89	93	12	72	1	25	21	73	42	23	33	49	10	5	43	37	36	20	41	32	30

1	89	72	1	21	33	93	23	12	49	20	5	42	25	10	43	36	37	32	41	73	30	
2	89	72	1	33	21	93	23	12	49	20	5	25	42	10	43	37	41	36	32	30	73	
3	89	72	1	33	21	93	23	12	49	20	25	5	42	43	10	37	41	36	32	30	73	
4	89	1	21	93	33	23	72	49	12	20	25	5	43	42	10	37	41	36	73	32	30	
5	89	1	21	93	33	23	49	12	20	25	5	43	42	10	37	41	36	73	32	30	72	
6	89	1	93	21	33	23	49	12	25	20	5	43	42	10	37	41	36	73	30	32	72	
7	89	1	93	21	33	23	49	12	25	20	5	43	42	37	41	10	36	73	30	32	72	
8	89	1	93	21	33	23	49	12	25	20	5	43	42	37	41	10	36	73	30	32	72	
9	89	1	93	21	33	23	49	12	25	20	43	5	42	41	37	10	36	73	30	32	72	
10	89	1	93	21	33	49	23	12	25	20	43	5	42	41	37	10	73	36	30	32	72	
L	11	89	1	93	21	33	49	23	12	25	20	43	5	42	41	10	73	37	36	30	32	72
a	12	89	93	1	21	33	49	23	12	25	20	43	5	42	41	10	73	37	36	30	32	72
p	13	89	93	1	21	33	49	23	12	25	43	20	5	42	41	10	73	37	36	30	72	32
s	14	89	93	1	21	33	49	23	12	25	43	5	20	42	41	10	73	37	36	30	72	32
	15	89	93	1	21	33	23	49	12	25	43	5	20	42	10	73	41	37	36	30	72	32
	16	89	93	1	21	33	23	49	12	25	43	5	20	42	10	73	41	37	36	30	72	32
	17	89	93	1	21	33	23	49	12	25	43	5	20	42	10	73	41	37	36	30	72	32
	18	89	93	1	21	23	33	49	12	25	43	5	20	42	10	73	41	37	36	30	72	
	19	89	93	1	21	23	33	49	12	25	43	5	20	42	10	73	41	37	36	30	72	
	20	89	93	1	23	33	21	12	49	25	43	20	5	42	10	73	41	37	36	30	72	
	21	89	93	1	23	33	21	12	49	25	43	20	5	42	10	73	41	37	36	30	72	
	22	89	93	1	23	33	21	12	49	25	43	20	5	42	10	73	41	37	36	30	72	
	23	89	93	1	23	33	49	21	12	25	20	43	5	42	10	73	41	37	36	30	72	
	24	93	89	1	49	23	33	21	12	20	25	43	5	42	10	73	41	37	36	30	72	
	25	93	89	1	49	23	33	21	12	20	25	43	5	42	10	73	37	41	36	30	72	
	26	93	89	1	49	23	33	21	12	20	25	43	5	42	10	73	37	41	30	72		
	27	93	89	1	49	23	21	33	12	20	25	43	5	42	10	73	41	37	30	72		

○ Winner □ Lapped rider


These data/results cannot be reproduced, stored and/or transmitted in whole or in part by any manner of electronic, mechanical, photocopying, recording, broadcasting or otherwise now known or herein after developed without the previous express consent by the copyright owner, except for reproduction in daily press and regular printed publications on sale to the public within 60 days of the event related to those data/results and always provided that copyright symbol appears together as follows below.
 © DORNA, 2024

Official MotoGP Timing by **TISSOT**
 www.motogp.com



Phillip Island, Sunday, October 20, 2024

Phillip Island

Results and timing service provided by **MotoGP™****QATAR AIRWAYS AUSTRALIAN MOTORCYCLE GRAND PRIX**
Race
Fastest Lap of Each Rider**32***Rider**Nation Team**Motorcycle**Time Lap Total**Gap*

	<i>Rider</i>	<i>Nation Team</i>	<i>Motorcycle</i>	<i>Time</i>	<i>Lap Total</i>	<i>Gap</i>
1	93 Marc MARQUEZ	SPA Gresini Racing MotoGP	DUCATI	1'27.765	9 27	
2	89 Jorge MARTIN	SPA Prima Pramac Racing	DUCATI	1'27.859	15 27	0.094 0.094
3	49 Fabio DI GIANNANTONIO	ITA Pertamina Enduro VR46 Racing Tea	DUCATI	1'27.918	25 27	0.153 0.059
4	1 Francesco BAGNAIA	ITA Ducati Lenovo Team	DUCATI	1'27.941	14 27	0.176 0.023
5	23 Enea BASTIANINI	ITA Ducati Lenovo Team	DUCATI	1'27.961	26 27	0.196 0.020
6	21 Franco MORBIDELLI	ITA Prima Pramac Racing	DUCATI	1'28.054	7 27	0.289 0.093
7	72 Marco BEZZECCHI	ITA Pertamina Enduro VR46 Racing Tea	DUCATI	1'28.111	14 27	0.346 0.057
8	33 Brad BINDER	RSA Red Bull KTM Factory Racing	KTM	1'28.253	3 27	0.488 0.142
9	42 Alex RINS	SPA Monster Energy Yamaha MotoGP T	YAMAHA	1'28.266	12 27	0.501 0.013
10	20 Fabio QUARTARARO	FRA Monster Energy Yamaha MotoGP T	YAMAHA	1'28.313	26 27	0.548 0.047
11	41 Aleix ESPARGARO	SPA Aprilia Racing	APRILIA	1'28.320	11 27	0.555 0.007
12	12 Maverick VIÑALES	SPA Aprilia Racing	APRILIA	1'28.371	7 27	0.606 0.051
13	73 Alex MARQUEZ	SPA Gresini Racing MotoGP	DUCATI	1'28.380	20 27	0.615 0.009
14	10 Luca MARINI	ITA Repsol Honda Team	HONDA	1'28.411	26 27	0.646 0.031
15	30 Takaaki NAKAGAMI	JPN IDEMITSU Honda LCR	HONDA	1'28.443	21 27	0.678 0.032
16	43 Jack MILLER	AUS Red Bull KTM Factory Racing	KTM	1'28.472	17 27	0.707 0.029
17	25 Raul FERNANDEZ	SPA Trackhouse Racing	APRILIA	1'28.537	12 27	0.772 0.065
18	5 Johann ZARCO	FRA CASTROL Honda LCR	HONDA	1'28.584	18 27	0.819 0.047
19	37 Augusto FERNANDEZ	SPA Red Bull GASGAS Tech3	KTM	1'28.649	20 27	0.884 0.065
20	36 Joan MIR	SPA Repsol Honda Team	HONDA	1'28.803	21 25	1.038 0.154
21	32 Lorenzo SAVADORI	ITA Trackhouse Racing	APRILIA	1'29.960	3 17	2.195 1.157

These data/results cannot be reproduced, stored and/or transmitted in whole or in part by any manner of electronic, mechanical, photocopying, recording, broadcasting or otherwise now known or herein after developed without the previous express consent by the copyright owner, except for reproduction in daily press and regular printed publications on sale to the public within 60 days of the event related to those data/results and always provided that copyright symbol appears together as follows below.


© DORNA, 2024

Official MotoGP Timing by TISSOT
www.motogp.com

Phillip Island, Sunday, October 20, 2024



Phillip Island

Results and timing service provided by **MotoGP™****QATAR AIRWAYS AUSTRALIAN MOTORCYCLE GRAND PRIX***After the Race***Event Best Maximum Speed****33**

4448 m.



<i>Rider</i>	<i>Nation Team</i>	<i>Motorcycle</i>	<i>Km/h</i>	
23 Enea BASTIANINI	ITA Ducati Lenovo Team	DUCATI	355.2	Race
1 Francesco BAGNAIA	ITA Ducati Lenovo Team	DUCATI	352.9	Warm Up
43 Jack MILLER	AUS Red Bull KTM Factory Racing	KTM	351.8	Tissot Sprint
12 Maverick VIÑALES	SPA Aprilia Racing	APRILIA	350.6	Qualifying Nr. 2
89 Jorge MARTIN	SPA Prima Pramac Racing	DUCATI	349.5	Warm Up
49 Fabio DI GIANNANTONIO	ITA Pertamina Enduro VR46 Racing T	DUCATI	349.5	Race
93 Marc MARQUEZ	SPA Gresini Racing MotoGP	DUCATI	349.5	Race
41 Aleix ESPARGARO	SPA Aprilia Racing	APRILIA	348.4	Race
73 Alex MARQUEZ	SPA Gresini Racing MotoGP	DUCATI	348.4	Tissot Sprint
5 Johann ZARCO	FRA CASTROL Honda LCR	HONDA	348.4	Race
33 Brad BINDER	RSA Red Bull KTM Factory Racing	KTM	348.4	Tissot Sprint
21 Franco MORBIDELLI	ITA Prima Pramac Racing	DUCATI	348.4	Race
25 Raul FERNANDEZ	SPA Trackhouse Racing	APRILIA	347.3	Tissot Sprint
42 Alex RINS	SPA Monster Energy Yamaha MotoGP	YAMAHA	347.3	Tissot Sprint
72 Marco BEZZECCHI	ITA Pertamina Enduro VR46 Racing T	DUCATI	347.3	Race
31 Pedro ACOSTA	SPA Red Bull GASGAS Tech3	KTM	346.1	Tissot Sprint
10 Luca MARINI	ITA Repsol Honda Team	HONDA	345.0	Race
36 Joan MIR	SPA Repsol Honda Team	HONDA	345.0	Race
20 Fabio QUARTARARO	FRA Monster Energy Yamaha MotoGP	YAMAHA	342.9	Warm Up
37 Augusto FERNANDEZ	SPA Red Bull GASGAS Tech3	KTM	342.9	Practice
32 Lorenzo SAVADORI	ITA Trackhouse Racing	APRILIA	339.6	Practice
30 Takaaki NAKAGAMI	JPN IDEMITSU Honda LCR	HONDA	337.5	Warm Up

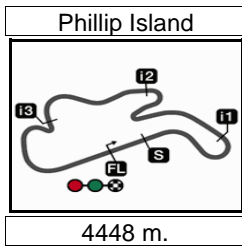
These data/results cannot be reproduced, stored and/or transmitted in whole or in part by any manner of electronic, mechanical, photocopying, recording, broadcasting or otherwise now known or herein after developed without the previous express consent by the copyright owner, except for reproduction in daily press and regular printed publications on sale to the public within 60 days of the event related to those data/results and always provided that copyright symbol appears together as follows below.

© DORNA, 2024

Official MotoGP Timing by TISSOT
www.motogp.com



Phillip Island, Sunday, October 20, 2024



Results and timing service provided by TISSOT

MotoGP™

QATAR AIRWAYS AUSTRALIAN MOTORCYCLE GRAND PRIX
Race

Chronological Analysis of Performances

34

* Lap / Sector time cancelled

T1 Time from finish line to 1st intermediate

T3 Time from 2nd intermed. to 3rd intermed.

P Crossing the finish line in pit lane

T2 Time from 1st intermed. to 2nd intermed.

T4 Time from 3rd intermediate to finish line

**Tyre data subject to further updates

Lap	Lap Time	T1	T2	T3	T4	Speed	Lap	Lap Time	T1	T2	T3	T4	Speed
1st	93	Marc MARQUEZ		DUCATI		SPA	8	1'28.255	20.977	25.603	17.022	24.653	342.9
		Gresini Racing MotoGP					9	1'28.090	20.887	25.598	16.942	24.663	342.9
		Runs=1	Total laps=27	Full laps=26	Valid laps=26		10	1'28.138	20.895	25.523	17.006	24.714	344.0
Run #	1	Front Tyre	Slick-Hard	Rear Tyre	Slick-Soft		11	1'28.114	20.903	25.516	17.037	24.658	344.0
		New Tyre		New Tyre			12	1'29.115	21.684	25.798	16.905	24.728	345.0
1	1'35.106	27.296	26.072	17.101	24.637	246.2	13	1'28.156	21.035	25.477	17.041	24.603	344.0
2	1'28.482	21.218	25.697	17.026	24.541	340.7	14	1'27.877	20.888	25.499	16.921	24.569	344.0
3	1'28.266	21.096	25.671	16.999	24.500	349.5	15	1'27.859	20.904	25.445	16.943	24.567	344.0
4	1'28.508	21.272	25.643	17.027	24.566	341.8	16	1'27.949	20.889	25.631	16.885	24.544	344.0
5	1'28.086	20.946	25.636	17.023	24.481	344.0	17	1'27.967	20.937	25.472	16.992	24.566	345.0
6	1'28.311	21.075	25.610	16.969	24.657	345.0	18	1'28.266	21.000	25.579	16.964	24.723	346.1
7	1'27.900	20.964	25.437	16.915	24.584	344.0	19	1'28.416	21.034	25.541	17.044	24.797	346.1
8	1'28.122	20.940	25.723	16.983	24.476	344.0	20	1'28.153	20.960	25.550	17.013	24.630	346.1
9	1'27.765	20.879	25.557	16.882	24.447	345.0	21	1'28.107	20.953	25.463	17.003	24.688	346.1
10	1'27.945	20.983	25.478	16.975	24.509	330.3	22	1'28.091	20.934	25.530	16.957	24.670	346.1
11	1'28.001	20.969	25.566	17.004	24.462	338.6	23	1'28.266	21.029	25.537	17.007	24.693	344.0
12	1'28.641	21.252	25.827	16.964	24.598	338.6	24	1'28.903	20.987	26.035	17.098	24.783	345.0
13	1'28.216	21.098	25.599	17.021	24.498	339.6	25	1'28.639	20.989	26.102	17.052	24.496	349.5
14	1'27.941	20.900	25.603	16.967	24.471	346.1	26	1'28.464	21.220	25.575	16.948	24.721	349.5
15	1'27.889	20.932	25.516	16.986	24.455	344.0	27	1'28.576	21.043	25.627	17.019	24.887	349.5
16	1'27.843	20.856	25.672	16.946	24.369	347.3	3rd						
17	1'27.995	20.971	25.563	16.919	24.542	341.8	1	Francesco BAGNAIA		DUCATI		ITA	
18	1'28.221	20.985	25.659	16.937	24.640	347.3		Ducati Lenovo Team					
19	1'28.340	21.004	25.632	17.049	24.655	345.0		Runs=1	Total laps=27	Full laps=26	Valid laps=26		
20	1'28.240	21.045	25.645	16.962	24.588	342.9	Run #	1	Front Tyre	Slick-Hard	Rear Tyre	Slick-Soft	
21	1'28.103	20.951	25.589	16.987	24.576	347.3			New Tyre		New Tyre		
22	1'28.061	20.967	25.628	16.921	24.545	346.1	1	1'34.257	26.606	25.976	17.006	24.669	242.4
23	1'28.236	21.001	25.682	17.012	24.541	341.8	2	1'28.605	21.216	25.755	16.996	24.638	347.3
24	1'28.724	21.033	25.728	17.175	24.788	340.7	3	1'28.377	21.036	25.640	17.008	24.693	349.5
25	1'28.606	21.196	25.733	17.080	24.597	335.4	4	1'28.223	20.937	25.565	16.988	24.733	347.3
26	1'28.056	20.997	25.457	17.090	24.512	340.7	5	1'28.186	20.881	25.640	16.982	24.683	346.1
27	1'28.098	21.111	25.465	16.986	24.536	338.6	6	1'28.374	21.016	25.628	17.001	24.729	347.3
							7	1'28.103	20.881	25.502	16.909	24.811	346.1
							8	1'28.253	20.952	25.541	17.000	24.760	345.0
							9	1'28.128	20.891	25.604	16.959	24.674	345.0
							10	1'27.955	20.884	25.430	16.962	24.679	347.3
							11	1'28.000	20.863	25.517	17.043	24.577	349.5
							12	1'28.996	21.199	26.112	17.030	24.655	348.4
							13	1'28.441	21.017	25.618	17.074	24.732	350.6
							14	1'27.941	20.908	25.517	16.955	24.561	348.4
							15	1'28.282	21.196	25.456	16.952	24.678	348.4
							16	1'27.975	20.850	25.554	16.965	24.606	348.4
							17	1'27.958	20.985	25.492	16.901	24.580	346.1
							18	1'29.102	21.483	25.674	17.079	24.866	348.4
							19	1'28.861	21.129	25.690	17.138	24.904	345.0

Fastest Lap: Marc MARQUEZ Gresini Racing MotoG SPA **1'27.765** 20.879 25.557 16.882 24.447

These data/results cannot be reproduced, stored and/or transmitted in whole or in part by any manner of electronic, mechanical, photocopying, recording, broadcasting or otherwise now known or herein after developed without the previous express consent by the copyright owner, except for reproduction in daily press and regular printed publications on sale to the public within 60 days of the event related to those data/results and always provided that copyright symbol appears together as follows below.
© DORNA, 2024



Race

MotoGP

Lap	Lap Time	T1	T2	T3	T4	Speed	Lap	Lap Time	T1	T2	T3	T4	Speed
20	1'28.586	21.087	25.788	17.086	24.625	346.1	10	1'28.630	20.975	25.657	17.276	24.722	349.5
21	1'28.703	21.190	25.787	16.987	24.739	344.0	11	1'28.519	21.080	25.728	17.061	24.650	348.4
22	1'28.852	21.051	25.790	17.144	24.867	344.0	12	1'28.213	20.965	25.779	16.954	24.515	349.5
23	1'28.952	21.006	25.865	17.285	24.796	344.0	13	1'28.396	21.028	25.782	17.077	24.509	344.0
24	1'29.710	21.221	26.107	17.321	25.061	344.0	14	1'29.013	21.293	25.825	17.039	24.856	342.9
25	1'29.771	21.307	26.102	17.410	24.952	344.0	15	1'29.209	21.383	25.765	17.064	24.997	338.6
26	1'29.117	21.149	25.828	17.309	24.831	341.8	16	1'28.518	21.072	25.826	17.005	24.615	350.6
27	1'30.094	21.366	26.127	17.477	25.124	344.0	17	1'28.467	21.081	25.670	17.048	24.668	351.8

4th **49** **Fabio DI GIANNANTONI** DUCATI ITA
 Pertamina Enduro VR46 Racing Team
 Runs=1 Total laps=27 Full laps=26 Valid laps=26

Run #	1	Front Tyre	Slick-Hard	Rear Tyre	Slick-Soft	
		New Tyre		New Tyre		
1	1'36.356	27.856	26.186	17.380	24.934	259.8
2	1'28.650	21.272	25.698	17.134	24.546	333.4
3	1'28.263	21.171	25.583	16.968	24.541	338.6
4	1'28.766	21.078	25.740	17.011	24.937	336.5
5	1'28.166	21.004	25.662	16.905	24.595	344.0
6	1'28.481	21.165	25.656	17.009	24.651	333.4
7	1'28.507	21.056	25.660	16.851	24.940	331.3
8	1'28.549	20.990	25.689	17.052	24.818	336.5
9	1'28.565	21.005	25.818	16.988	24.754	349.5
10	1'28.470	21.001	25.691	17.033	24.745	336.5
11	1'28.424	20.974	25.712	17.097	24.641	342.9
12	1'28.240	20.988	25.728	16.978	24.546	346.1
13	1'28.439	20.964	25.791	17.036	24.648	342.9
14	1'29.110	21.241	25.796	17.112	24.961	335.4
15	1'29.302	21.262	26.297	17.009	24.734	341.8
16	1'28.706	21.103	25.891	17.068	24.644	342.9
17	1'28.663	21.059	25.819	17.067	24.718	341.8
18	1'28.888	21.161	25.907	17.143	24.677	345.0
19	1'29.040	21.194	25.977	17.182	24.687	336.5
20	1'29.500	21.124	26.883	17.010	24.483	336.5
21	1'28.386	21.099	25.754	16.937	24.596	335.4
22	1'28.905	21.256	25.929	17.098	24.622	320.5
23	1'29.245	21.069	26.062	17.145	24.969	340.7
24	1'28.833	21.205	25.748	17.026	24.854	344.0
25	1'27.918	20.928	25.621	16.927	24.442	339.6
26	1'28.060	20.989	25.558	16.971	24.542	341.8
27	1'28.267	20.946	25.610	16.983	24.728	340.7

5th **23** **Enea BASTIANINI** DUCATI ITA
 Ducati Lenovo Team
 Runs=1 Total laps=27 Full laps=26 Valid laps=26

Run #	1	Front Tyre	Slick-Hard	Rear Tyre	Slick-Soft	
		New Tyre		New Tyre		
1	1'35.368	27.237	26.295	17.128	24.708	253.1
2	1'28.500	21.212	25.694	16.973	24.621	344.0
3	1'28.651	21.006	25.799	17.101	24.745	355.2
4	1'28.886	21.067	25.918	17.129	24.772	347.3
5	1'28.675	21.002	25.772	17.044	24.857	350.6
6	1'28.483	20.982	25.700	17.096	24.705	348.4
7	1'28.566	21.001	25.617	17.001	24.947	349.5
8	1'28.562	20.945	25.678	17.086	24.853	348.4
9	1'28.577	20.964	25.757	17.024	24.832	348.4

18	1'29.118	21.398	25.891	17.108	24.721	338.6
19	1'28.863	21.118	25.894	17.098	24.753	346.1
20	1'29.034	21.067	25.975	17.192	24.800	346.1
21	1'28.704	20.999	25.789	17.106	24.810	345.0
22	1'28.854	21.108	25.866	17.064	24.816	345.0
23	1'29.715	21.204	26.276	17.257	24.978	344.0
24	1'29.159	20.946	25.966	17.098	25.149	345.0
25	1'28.180	21.040	25.655	16.952	24.533	346.1
26	1'27.961	20.865	25.570	16.940	24.586	348.4
27	1'28.191	20.905	25.681	16.965	24.640	348.4

6th **21** **Franco MORBIDELLI** DUCATI ITA
 Prima Pramac Racing
 Runs=1 Total laps=27 Full laps=26 Valid laps=26

Run #	1	Front Tyre	Slick-Hard	Rear Tyre	Slick-Soft	
		New Tyre		New Tyre		
1	1'34.453	26.783	25.974	17.130	24.566	257.3
2	1'28.700	21.213	25.960	17.004	24.523	337.5
3	1'28.335	21.191	25.663	16.980	24.501	336.5
4	1'28.423	21.233	25.577	17.017	24.596	336.5
5	1'28.511	21.071	25.644	17.137	24.659	341.8
6	1'28.767	21.357	25.727	16.994	24.689	331.3
7	1'28.054	20.971	25.477	16.980	24.626	345.0
8	1'28.864	21.272	25.698	17.154	24.740	341.8
9	1'28.684	21.104	25.745	17.110	24.725	340.7
10	1'28.750	21.041	25.800	17.095	24.814	341.8
11	1'28.639	21.068	25.783	17.123	24.665	341.8
12	1'28.702	21.051	25.800	17.103	24.748	341.8
13	1'28.617	21.085	25.756	17.073	24.703	339.6
14	1'28.799	21.255	25.806	17.066	24.672	338.6
15	1'28.840	21.166	25.774	17.086	24.814	339.6
16	1'28.877	21.218	25.867	17.119	24.673	339.6
17	1'28.977	21.190	25.816	17.185	24.786	338.6
18	1'29.126	21.339	25.813	17.228	24.746	339.6
19	1'28.998	21.188	25.851	17.167	24.792	339.6
20	1'29.368	21.372	26.268	17.156	24.572	339.6
21	1'28.692	21.283	25.731	17.123	24.555	327.3
22	1'28.921	21.325	25.833	17.192	24.571	332.3
23	1'29.591	21.225	26.085	17.397	24.884	342.9
24	1'29.543	21.438	25.796	17.080	25.229	340.7
25	1'28.481	21.197	25.728	17.052	24.504	341.8
26	1'28.456	21.087	25.664	17.039	24.666	348.4
27	1'28.968	21.156	25.816	17.142	24.854	337.5

Fastest Lap: Marc MARQUEZ Gresini Racing MotoG SPA 1'27.765 20.879 25.557 16.882 24.447

These data/results cannot be reproduced, stored and/or transmitted in whole or in part by any manner of electronic, mechanical, photocopying, recording, broadcasting or otherwise now known or herein after developed without the previous express consent by the copyright owner, except for reproduction in daily press and regular printed publications on sale to the public within 60 days of the event related to those data/results and always provided that copyright symbol appears together as follows below.
 © DORNA, 2024



Race

MotoGP

Lap	Lap Time	T1	T2	T3	T4	Speed	Lap	Lap Time	T1	T2	T3	T4	Speed	
7th	33	Brad BINDER				KTM	RSA	19	1'28.957	21.140	25.995	17.193	24.629	335.4
		Red Bull KTM Factory Racing						20	1'28.904	21.173	25.983	17.128	24.620	332.3
		Runs=1 Total laps=27 Full laps=26 Valid laps=26						21	1'28.682	21.284	25.822	16.987	24.589	322.5
Run #	1	Front Tyre	Slick-Hard	Rear Tyre	Slick-Soft									
			New Tyre		New Tyre									
1	1'34.562	27.027	25.864	17.044	24.627	259.2								
2	1'28.542	21.206	25.693	17.000	24.643	337.5								
3	1'28.253	21.048	25.567	17.072	24.566	344.0								
4	1'29.090	21.676	25.875	17.029	24.510	336.5								
5	1'28.413	21.062	25.638	17.078	24.635	334.4								
6	1'28.529	21.204	25.666	16.992	24.667	340.7								
7	1'28.403	21.031	25.651	16.990	24.731	340.7								
8	1'28.536	21.078	25.727	17.075	24.656	338.6								
9	1'28.658	21.054	25.771	17.127	24.706	344.0								
10	1'28.780	21.191	25.733	17.141	24.715	340.7								
11	1'28.738	21.094	25.749	17.201	24.694	341.8								
12	1'28.679	21.091	25.696	17.137	24.755	341.8								
13	1'28.611	21.058	25.682	17.113	24.758	341.8								
14	1'29.150	21.109	25.844	17.196	25.001	340.7								
15	1'28.697	21.203	25.706	17.117	24.671	338.6								
16	1'28.627	21.017	25.829	17.127	24.654	341.8								
17	1'28.874	21.121	25.802	17.190	24.761	340.7								
18	1'29.277	21.377	25.847	17.207	24.846	338.6								
19	1'28.987	21.151	25.981	17.198	24.657	341.8								
20	1'28.953	21.171	25.946	17.211	24.625	345.0								
21	1'28.764	21.131	25.835	17.106	24.692	336.5								
22	1'28.826	21.259	25.740	17.171	24.656	344.0								
23	1'29.624	21.198	25.951	17.387	25.088	338.6								
24	1'29.517	21.686	25.833	17.029	24.969	336.5								
25	1'28.378	21.028	25.673	17.023	24.654	344.0								
26	1'28.552	21.092	25.605	17.117	24.738	341.8								
27	1'29.132	21.130	26.124	17.126	24.752	339.6								
9th	20	Fabio QUARTARARO				YAMAHA	FRA							
		Monster Energy Yamaha MotoGP Team												
		Runs=1 Total laps=27 Full laps=26 Valid laps=26												
Run #	1	Front Tyre	Slick-Hard	Rear Tyre	Slick-Soft									
			New Tyre		New Tyre									
1	1'36.567	27.707	26.254	17.378	25.228	268.8								
2	1'29.245	21.343	25.845	17.257	24.800	338.6								
3	1'29.104	21.191	25.686	17.160	25.067	338.6								
4	1'29.187	21.299	25.718	17.124	25.046	333.4								
5	1'28.969	21.102	25.722	17.102	25.043	334.4								
6	1'29.463	21.445	25.892	17.074	25.052	319.6								
7	1'29.019	21.207	25.691	17.119	25.002	337.5								
8	1'29.137	21.143	25.700	17.279	25.015	335.4								
9	1'29.106	21.220	25.790	17.143	24.953	334.4								
10	1'29.036	21.188	25.731	17.132	24.985	334.4								
11	1'29.009	21.173	25.745	17.135	24.956	333.4								
12	1'28.774	21.062	25.658	17.104	24.950	336.5								
13	1'29.533	21.592	25.802	17.161	24.978	334.4								
14	1'29.191	21.330	25.819	17.143	24.899	336.5								
15	1'28.805	21.026	25.689	17.108	24.982	336.5								
16	1'28.666	21.029	25.742	17.048	24.847	339.6								
17	1'28.517	21.021	25.676	17.059	24.761	339.6								
18	1'28.602	21.006	25.693	17.091	24.812	338.6								
19	1'28.419	20.944	25.643	17.061	24.771	340.7								
20	1'28.448	21.111	25.661	17.031	24.645	338.6								
21	1'28.419	20.994	25.653	17.069	24.703	338.6								
22	1'28.447	21.057	25.662	17.051	24.677	338.6								
23	1'28.617	21.162	25.662	17.066	24.727	339.6								
24	1'28.858	21.192	25.660	17.136	24.870	334.4								
25	1'28.470	20.992	25.578	17.195	24.705	335.4								
26	1'28.313	20.957	25.497	17.120	24.739	335.4								
27	1'28.538	21.008	25.510	17.107	24.913	334.4								
10th	25	Raul FERNANDEZ				APRILIA	SPA							
		Trackhouse Racing												
		Runs=1 Total laps=27 Full laps=26 Valid laps=26												
Run #	1	Front Tyre	Slick-Hard	Rear Tyre	Slick-Soft									
			New Tyre		New Tyre									
1	1'37.124	28.326	26.533	17.241	25.024	245.1								
2	1'28.910	21.337	25.683	17.076	24.814	335.4								
3	1'29.003	21.223	25.858	17.113	24.809	336.5								
4	1'29.108	21.278	25.831	17.098	24.901	338.6								
5	1'28.954	21.192	25.756	17.137	24.869	334.4								
6	1'28.939	21.242	25.785	17.097	24.815	344.0								
7	1'28.695	21.241	25.698	17.002	24.754	340.7								
8	1'28.814	21.126	25.603	17.192	24.893	342.9								

Fastest Lap: Marc MARQUEZ Gresini Racing MotoG SPA **1'27.765** 20.879 25.557 16.882 24.447

These data/results cannot be reproduced, stored and/or transmitted in whole or in part by any manner of electronic, mechanical, photocopying, recording, broadcasting or otherwise now known or herein after developed without the previous express consent by the copyright owner, except for reproduction in daily press and regular printed publications on sale to the public within 60 days of the event related to those data/results and always provided that copyright symbol appears together as follows below.
© DORNA, 2024



Race

MotoGP

Lap	Lap Time	T1	T2	T3	T4	Speed	Lap	Lap Time	T1	T2	T3	T4	Speed
9	1'29.152	21.134	25.920	17.264	24.834	340.7							
10	1'29.001	21.145	25.848	17.122	24.886	342.9							
11	1'28.877	21.165	25.793	17.089	24.830	342.9							
12	1'28.537	21.134	25.586	17.103	24.714	344.0							
13	1'28.629	21.027	25.789	17.111	24.702	345.0							
14	1'28.685	21.124	25.660	17.113	24.788	345.0							
15	1'28.825	21.148	25.695	17.210	24.772	340.7							
16	1'28.790	21.101	25.835	17.135	24.719	344.0							
17	1'28.590	20.925	25.818	17.098	24.749	344.0							
18	1'29.064	21.526	25.740	17.103	24.695	344.0							
19	1'28.919	21.126	25.793	17.217	24.783	344.0							
20	1'28.789	21.020	25.868	17.134	24.767	344.0							
21	1'28.780	21.011	25.726	17.181	24.862	345.0							
22	1'28.850	21.010	25.717	17.282	24.841	344.0							
23	1'29.142	21.104	25.927	17.232	24.879	340.7							
24	1'29.179	21.151	26.069	17.200	24.759	341.8							
25	1'28.575	20.966	25.776	17.172	24.661	339.6							
26	1'28.557	21.002	25.706	17.123	24.726	344.0							
27	1'28.559	20.962	25.728	17.162	24.707	345.0							

11th 43 Jack MILLER KTM AUS
 Red Bull KTM Factory Racing
 Runs=1 Total laps=27 Full laps=26 Valid laps=26

Run #	1	Front Tyre	Slick-Hard	Rear Tyre	Slick-Soft	Speed
		New Tyre		New Tyre		
1	1'37.680	28.738	26.457	17.202	25.283	264.9
2	1'29.317	21.405	25.922	17.190	24.800	326.3
3	1'29.146	21.294	25.751	17.129	24.972	341.8
4	1'29.593	21.349	25.896	17.133	25.215	334.4
5	1'28.894	21.192	25.716	17.140	24.846	339.6
6	1'28.846	21.137	25.766	17.168	24.775	344.0
7	1'28.918	21.230	25.730	17.127	24.831	338.6
8	1'28.801	21.143	25.698	17.222	24.738	340.7
9	1'29.249	21.278	25.823	17.179	24.969	341.8
10	1'28.819	21.187	25.763	17.076	24.793	338.6
11	1'28.817	21.171	25.713	17.199	24.734	341.8
12	1'28.657	21.233	25.688	17.039	24.697	336.5
13	1'28.937	21.235	25.691	17.204	24.807	344.0
14	1'28.596	21.186	25.612	17.082	24.716	338.6
15	1'28.883	21.242	25.691	17.148	24.802	340.7
16	1'28.652	21.210	25.711	17.103	24.628	341.8
17	1'28.472	21.067	25.651	17.078	24.676	340.7
18	1'28.554	21.078	25.702	17.122	24.652	340.7
19	1'29.001	21.314	25.723	17.119	24.845	341.8
20	1'28.572	21.122	25.706	17.122	24.622	341.8
21	1'28.554	21.042	25.722	17.097	24.693	341.8
22	1'28.530	21.078	25.643	17.088	24.721	342.9
23	1'29.128	21.129	26.085	17.194	24.720	341.8
24	1'28.889	21.200	25.857	17.110	24.722	338.6
25	1'28.677	21.117	25.853	17.166	24.541	347.3
26	1'28.603	21.131	25.808	17.055	24.609	348.4
27	1'28.849	21.115	25.796	17.147	24.791	345.0

12th 5 Johann ZARCO HONDA FRA
 CASTROL Honda LCR
 Runs=1 Total laps=27 Full laps=26 Valid laps=26

Run #	1	Front Tyre	Slick-Hard	Rear Tyre	Slick-Soft	Speed
		New Tyre		New Tyre		
1	1'36.672	28.020	26.360	17.331	24.961	253.1
2	1'29.293	21.363	25.927	17.181	24.822	322.5
3	1'29.340	21.483	25.903	17.133	24.821	330.3
4	1'29.177	21.180	25.928	17.173	24.896	337.5
5	1'29.067	21.193	25.894	17.091	24.889	336.5
6	1'29.248	21.191	25.921	17.142	24.994	338.6
7	1'29.029	21.156	25.830	17.150	24.893	340.7
8	1'29.301	21.105	25.997	17.163	25.036	335.4
9	1'29.579	21.498	26.009	17.138	24.934	340.7
10	1'29.144	21.117	25.919	17.150	24.958	339.6
11	1'28.747	21.054	25.797	17.074	24.822	340.7
12	1'28.707	21.063	25.853	17.064	24.727	342.9
13	1'28.897	21.042	25.961	17.127	24.767	342.9
14	1'28.644	21.089	25.736	17.031	24.788	337.5
15	1'28.808	21.023	25.789	17.055	24.941	338.6
16	1'28.731	21.026	25.844	17.023	24.838	340.7
17	1'28.602	20.949	25.828	17.091	24.734	339.6
18	1'28.584	21.058	25.739	17.009	24.778	338.6
19	1'28.599	20.937	25.771	17.088	24.803	337.5
20	1'28.815	21.097	26.053	17.087	24.578	341.8
21	1'28.653	20.986	25.857	17.088	24.722	337.5
22	1'28.653	20.944	25.753	17.120	24.836	344.0
23	1'28.684	20.980	25.862	17.093	24.749	342.9
24	1'28.755	21.065	25.959	17.059	24.672	344.0
25	1'28.714	21.026	25.920	17.126	24.642	348.4
26	1'28.716	21.181	25.791	17.060	24.684	346.1
27	1'28.838	21.005	25.814	17.107	24.912	342.9

13th 42 Alex RINS YAMAHA SPA
 Monster Energy Yamaha MotoGP Team
 Runs=1 Total laps=27 Full laps=26 Valid laps=26

Run #	1	Front Tyre	Slick-Hard	Rear Tyre	Slick-Soft	Speed
		New Tyre		New Tyre		
1	1'37.096	27.807	26.468	17.388	25.433	247.3
2	1'29.421	21.565	25.846	17.175	24.835	330.3
3	1'29.193	21.288	25.825	17.199	24.881	340.7
4	1'30.139	21.602	25.924	17.222	25.391	341.8
5	1'29.287	21.361	25.848	17.165	24.913	335.4
6	1'29.175	21.259	25.807	17.178	24.931	342.9
7	1'29.538	21.334	25.911	17.305	24.988	338.6
8	1'29.230	21.263	25.811	17.255	24.901	335.4
9	1'29.138	21.196	25.828	17.233	24.881	337.5
10	1'28.667	21.131	25.709	17.097	24.730	336.5
11	1'28.694	21.098	25.674	17.175	24.747	336.5
12	1'28.266	20.992	25.665	17.021	24.588	338.6
13	1'28.522	20.990	25.739	17.175	24.618	344.0
14	1'29.020	21.222	25.918	17.103	24.777	339.6
15	1'28.788	21.238	25.751	17.093	24.706	330.3
16	1'28.679	21.108	25.861	17.063	24.647	329.3
17	1'28.607	21.153	25.798	17.024	24.632	331.3
18	1'28.497	21.135	25.690	17.110	24.562	338.6
19	1'28.478	21.178	25.714	17.023	24.563	338.6
20	1'28.983	21.139	26.002	17.139	24.703	339.6
21	1'28.445	21.112	25.709	17.041	24.583	342.9

Fastest Lap: Marc MARQUEZ Gresini Racing MotoG SPA 1'27.765 20.879 25.557 16.882 24.447

These data/results cannot be reproduced, stored and/or transmitted in whole or in part by any manner of electronic, mechanical, photocopying, recording, broadcasting or otherwise now known or herein after developed without the previous express consent by the copyright owner, except for reproduction in daily press and regular printed publications on sale to the public within 60 days of the event related to those data/results and always provided that copyright symbol appears together as follows below.
 © DORNA, 2024



Race

MotoGP

Lap	Lap Time	T1	T2	T3	T4	Speed	Lap	Lap Time	T1	T2	T3	T4	Speed
22	1'28.918	21.057	25.866	17.215	24.780	341.8	12	1'28.906	21.225	25.787	17.174	24.720	345.0
23	1'29.137	21.108	25.995	17.155	24.879	339.6	13	1'28.759	21.232	25.872	17.086	24.569	334.4
24	1'29.070	21.154	25.884	17.190	24.842	338.6	14	1'29.010	21.327	25.956	17.088	24.639	338.6
25	1'29.028	21.142	25.856	17.254	24.776	336.5	15	1'29.286	21.473	25.944	17.151	24.718	329.3
26	1'28.763	21.082	25.721	17.151	24.809	337.5	16	1'28.984	21.069	26.121	17.073	24.721	344.0
27	1'29.133	21.216	25.819	17.243	24.855	336.5	17	1'28.740	21.171	25.898	17.050	24.621	337.5

14th 10 **Luca MARINI** HONDA ITA
 Repsol Honda Team
 Runs=1 Total laps=27 Full laps=26 Valid laps=26

Run #	1	Front Tyre	Slick-Hard	Rear Tyre	Slick-Soft	Speed
		New Tyre		New Tyre		
1	1'37.413	28.144	26.564	17.330	25.375	250.2
2	1'29.525	21.461	25.975	17.182	24.907	329.3
3	1'29.461	21.555	25.857	17.230	24.819	334.4
4	1'29.474	21.321	25.951	17.224	24.978	337.5
5	1'29.582	21.664	26.096	17.077	24.745	335.4
6	1'29.132	21.295	25.829	17.240	24.768	344.0
7	1'30.132	21.382	26.472	17.211	25.067	337.5
8	1'29.590	21.607	26.046	17.153	24.784	325.4
9	1'29.121	21.299	25.958	17.115	24.749	340.7
10	1'29.154	21.376	25.859	17.160	24.759	336.5
11	1'29.307	21.553	25.855	17.177	24.722	340.7
12	1'28.962	21.326	25.713	17.214	24.709	340.7
13	1'28.805	21.307	25.759	17.090	24.649	342.9
14	1'29.055	21.338	25.908	17.079	24.730	334.4
15	1'29.044	21.438	25.863	17.089	24.654	345.0
16	1'28.561	21.103	25.686	17.133	24.639	342.9
17	1'28.793	21.189	25.804	17.140	24.660	340.7
18	1'29.139	21.560	25.817	17.103	24.659	341.8
19	1'28.700	21.122	25.809	17.111	24.658	341.8
20	1'28.478	21.113	25.717	17.054	24.594	341.8
21	1'28.554	21.110	25.727	17.093	24.624	341.8
22	1'28.646	21.188	25.694	17.057	24.707	340.7
23	1'28.626	21.172	25.733	17.059	24.662	340.7
24	1'28.719	21.245	25.778	17.099	24.597	340.7
25	1'28.726	21.170	25.724	17.172	24.660	342.9
26	1'28.411	21.116	25.719	17.031	24.545	342.9
27	1'28.831	21.263	25.713	17.098	24.757	342.9

15th 73 **Alex MARQUEZ** DUCATI SPA
 Gresini Racing MotoGP
 Runs=1 Total laps=27 Full laps=26 Valid laps=26

Run #	1	Front Tyre	Slick-Hard	Rear Tyre	Slick-Soft	Speed
		New Tyre		New Tyre		
1	1'38.536	29.477	26.415	17.358	25.286	250.8
2	1'31.424	21.434	28.048	17.162	24.780	324.4
3	1'28.992	21.364	25.918	17.038	24.672	340.7
4	1'29.794	21.906	26.047	17.032	24.809	317.7
5	1'29.024	21.156	25.947	17.039	24.882	342.9
6	1'29.084	21.158	26.001	17.097	24.828	340.7
7	1'28.940	21.189	25.809	17.133	24.809	340.7
8	1'29.032	21.134	25.837	17.178	24.883	346.1
9	1'29.192	21.266	25.988	17.235	24.703	340.7
10	1'28.761	21.066	25.850	17.080	24.765	344.0
11	1'29.329	21.525	26.046	17.042	24.716	333.4

16th 41 **Alex ESPARGARO** APRILIA SPA
 Aprilia Racing
 Runs=1 Total laps=27 Full laps=26 Valid laps=26

Run #	1	Front Tyre	Slick-Hard	Rear Tyre	Slick-Soft	Speed
		New Tyre		New Tyre		
1	1'38.234	28.233	26.827	17.234	25.940	252.0
2	1'29.544	21.356	26.208	17.161	24.819	327.3
3	1'29.362	21.304	25.930	17.280	24.848	333.4
4	1'28.997	21.225	25.855	17.119	24.798	337.5
5	1'29.778	21.566	26.265	17.261	24.686	330.3
6	1'29.177	21.283	25.995	17.114	24.785	331.3
7	1'29.581	21.559	25.940	17.192	24.890	329.3
8	1'29.360	21.508	25.956	17.115	24.781	329.3
9	1'28.724	21.078	25.839	17.083	24.724	342.9
10	1'28.868	21.172	25.774	17.173	24.749	337.5
11	1'28.320	20.992	25.645	17.046	24.637	345.0
12	1'28.701	21.175	25.807	17.025	24.694	344.0
13	1'30.806	22.707	26.086	17.188	24.825	348.4
14	1'29.211	21.257	25.848	17.261	24.845	332.3
15	1'29.785	21.757	26.002	17.118	24.908	340.7
16	1'28.972	21.124	25.996	17.123	24.729	338.6
17	1'28.754	21.079	25.849	17.091	24.735	336.5
18	1'28.899	21.235	25.817	17.127	24.720	345.0
19	1'28.605	21.032	25.803	17.074	24.696	345.0
20	1'28.677	21.024	25.781	17.177	24.695	342.9
21	1'28.914	21.190	25.841	17.152	24.731	344.0
22	1'28.846	21.049	25.867	17.129	24.801	340.7
23	1'29.416	21.181	25.926	17.359	24.950	337.5
24	1'29.650	21.186	25.939	17.307	25.218	336.5
25	1'30.409	21.796	26.253	17.341	25.019	342.9
26	1'29.034	21.197	25.888	17.105	24.844	335.4
27	1'29.577	21.333	26.005	17.272	24.967	346.1

17th 37 **Augusto FERNANDEZ** KTM SPA
 Red Bull GASGAS Tech3
 Runs=1 Total laps=27 Full laps=26 Valid laps=26

Run #	1	Front Tyre	Slick-Hard	Rear Tyre	Slick-Soft	Speed
		New Tyre		New Tyre		
1	1'37.957	28.521	26.808	17.521	25.107	246.2

Fastest Lap: Marc MARQUEZ Gresini Racing MotoG SPA **1'27.765** 20.879 25.557 16.882 24.447

These data/results cannot be reproduced, stored and/or transmitted in whole or in part by any manner of electronic, mechanical, photocopying, recording, broadcasting or otherwise now known or herein after developed without the previous express consent by the copyright owner, except for reproduction in daily press and regular printed publications on sale to the public within 60 days of the event related to those data/results and always provided that copyright symbol appears together as follows below.
 © DORNA, 2024



Race

MotoGP

Lap	Lap Time	T1	T2	T3	T4	Speed	Lap	Lap Time	T1	T2	T3	T4	Speed
2	1'29.583	21.414	25.822	17.176	25.171	325.4	25	1'28.641	21.194	25.670	17.157	24.620	337.5
3	1'29.243	21.310	25.749	17.289	24.895	333.4	26	1'28.999	21.288	25.848	17.105	24.758	331.3
4	1'29.204	21.236	25.800	17.205	24.963	330.3	27	1'29.445	21.198	25.898	17.218	25.131	335.4
5	1'29.784	21.487	26.276	17.235	24.786	320.5							
6	1'29.253	21.265	25.866	17.294	24.828	331.3							
7	1'29.565	21.350	25.811	17.323	25.081	334.4							
8	1'29.408	21.421	25.826	17.263	24.898	328.3							
9	1'29.273	21.307	25.889	17.207	24.870	328.3							
10	1'29.265	21.214	25.764	17.371	24.916	334.4							
11	1'30.045	21.693	26.220	17.297	24.835	335.4							
12	1'28.927	21.261	25.705	17.296	24.665	339.6							
13	1'28.820	21.181	25.798	17.166	24.675	336.5							
14	1'28.847	21.111	25.833	17.173	24.730	337.5							
15	1'29.452	21.313	26.043	17.264	24.832	336.5							
16	1'28.950	21.189	25.870	17.256	24.635	332.3							
17	1'28.774	21.164	25.763	17.231	24.616	330.3							
18	1'28.899	21.213	25.797	17.251	24.638	337.5							
19	1'28.672	21.101	25.733	17.182	24.656	334.4							
20	1'28.649	21.069	25.683	17.209	24.688	337.5							
21	1'28.827	21.162	25.796	17.188	24.681	336.5							
22	1'28.872	21.155	25.813	17.211	24.693	335.4							
23	1'29.391	21.180	25.893	17.359	24.959	333.4							
24	1'29.582	21.185	25.960	17.324	25.113	332.3							
25	1'29.372	21.365	25.769	17.323	24.915	330.3							
26	1'29.739	21.451	25.873	17.325	25.090	335.4							
27	1'29.882	21.473	25.860	17.439	25.110	339.6							

19th 72 **Marco BEZZECCHI** DUCATI ITA
 Pertamina Enduro VR46 Racing Team
 Runs=1 Total laps=27 Full laps=26 Valid laps=26

Run #	1	Front Tyre	Slick-Hard	Rear Tyre	Slick-Soft	Speed
		New Tyre	New Tyre			
1	1'34.165	26.459	25.964	17.048	24.694	253.7
2	1'28.315	21.147	25.643	16.948	24.577	345.0
3	1'28.431	21.137	25.652	16.953	24.689	342.9
4	1'30.569	21.057	27.673	17.171	24.668	344.0
5	1'53.826	21.144	49.474	18.210	24.998	347.3
6	1'28.841	21.227	25.904	17.030	24.680	341.8
7	1'28.669	21.079	25.676	17.153	24.761	341.8
8	1'28.585	21.120	25.708	17.102	24.655	344.0
9	1'28.944	21.138	25.894	17.131	24.781	342.9
10	1'28.616	21.163	25.734	17.000	24.719	342.9
11	1'28.436	21.025	25.680	16.972	24.759	344.0
12	1'28.702	21.091	25.584	17.152	24.875	341.8
13	1'28.358	20.982	25.664	17.060	24.652	346.1
14	1'28.111	21.040	25.570	16.966	24.535	340.7
15	1'28.365	21.044	25.609	17.067	24.645	345.0
16	1'28.293	21.047	25.666	17.011	24.569	345.0
17	1'29.228	21.520	25.879	17.095	24.734	344.0
18	1'28.311	21.026	25.530	17.092	24.663	344.0
19	1'28.303	21.045	25.578	17.054	24.626	346.1
20	1'28.676	21.117	25.663	17.206	24.690	344.0
21	1'29.070	21.357	25.863	17.146	24.704	341.8
22	1'28.520	21.050	25.655	17.042	24.773	345.0
23	1'28.955	21.123	25.809	17.182	24.841	344.0
24	1'30.158	21.335	26.332	17.414	25.077	344.0
25	1'30.876	21.528	26.780	17.499	25.069	341.8
26	1'30.767	21.363	26.614	17.607	25.183	346.1
27	1'31.005	21.663	26.280	17.726	25.336	340.7

18th 30 **Takaaki NAKAGAMI** HONDA JPN
 IDEMITSU Honda LCR
 Runs=1 Total laps=27 Full laps=26 Valid laps=26

Run #	1	Front Tyre	Slick-Hard	Rear Tyre	Slick-Soft	Speed
		New Tyre	New Tyre			
1	1'38.762	28.807	26.945	17.743	25.267	255.5
2	1'30.098	21.787	26.143	17.391	24.777	311.3
3	1'29.875	21.661	26.019	17.303	24.892	321.5
4	1'31.065	22.083	26.458	17.426	25.098	311.3
5	1'31.222	21.548	26.798	17.842	25.034	321.5
6	1'29.317	21.367	25.860	17.207	24.883	333.4
7	1'29.320	21.464	25.761	17.187	24.908	334.4
8	1'29.339	21.480	25.888	17.171	24.800	333.4
9	1'29.228	21.406	25.892	17.204	24.726	333.4
10	1'29.515	21.616	25.874	17.199	24.826	332.3
11	1'29.179	21.385	25.750	17.172	24.872	334.4
12	1'29.234	21.257	25.840	17.296	24.841	335.4
13	1'29.351	21.317	25.865	17.296	24.873	334.4
14	1'28.751	21.289	25.637	17.163	24.662	331.3
15	1'28.825	21.259	25.736	17.133	24.697	335.4
16	1'28.754	21.200	25.733	17.146	24.675	334.4
17	1'28.803	21.220	25.662	17.167	24.754	334.4
18	1'28.827	21.318	25.640	17.156	24.713	335.4
19	1'28.713	21.298	25.636	17.168	24.611	333.4
20	1'28.651	21.217	25.706	17.130	24.598	334.4
21	1'28.443	21.051	25.620	17.129	24.643	335.4
22	1'28.646	21.133	25.618	17.143	24.752	335.4
23	1'28.740	21.169	25.695	17.154	24.722	335.4
24	1'28.724	21.140	25.824	17.098	24.662	336.5

20th 36 **Joan MIR** HONDA SPA
 Repsol Honda Team
 Runs=1 Total laps=25 Full laps=24 Valid laps=24

Run #	1	Front Tyre	Slick-Hard	Rear Tyre	Slick-Soft	Speed
		New Tyre	New Tyre			
1	1'37.946	28.464	26.768	17.426	25.288	252.5
2	1'30.188	21.808	26.165	17.241	24.974	333.4
3	1'29.296	21.255	25.872	17.298	24.871	335.4
4	1'29.222	21.316	25.868	17.262	24.776	329.3
5	1'29.656	21.551	25.968	17.272	24.865	345.0
6	1'29.390	21.382	25.876	17.222	24.910	332.3
7	1'29.286	21.339	25.825	17.243	24.879	340.7
8	1'29.691	21.535	25.973	17.271	24.912	330.3
9	1'29.337	21.268	25.977	17.272	24.820	332.3
10	1'29.363	21.286	25.850	17.307	24.920	326.3
11	1'29.461	21.363	25.898	17.303	24.897	336.5
12	1'29.216	21.369	25.796	17.255	24.796	334.4
13	1'29.242	21.299	25.812	17.339	24.792	339.6
14	1'29.138	21.217	25.745	17.294	24.882	338.6

Fastest Lap: Marc MARQUEZ Gresini Racing MotoG SPA **1'27.765** 20.879 25.557 16.882 24.447

These data/results cannot be reproduced, stored and/or transmitted in whole or in part by any manner of electronic, mechanical, photocopying, recording, broadcasting or otherwise now known or herein after developed without the previous express consent by the copyright owner, except for reproduction in daily press and regular printed publications on sale to the public within 60 days of the event related to those data/results and always provided that copyright symbol appears together as follows below.
 © DORNA, 2024



Race

MotoGP

Lap	Lap Time	T1	T2	T3	T4	Speed	Lap	Lap Time	T1	T2	T3	T4	Speed
15	1'29.174	21.323	25.771	17.229	24.851	340.7							
16	1'29.016	21.182	25.873	17.210	24.751	342.9							
17	1'28.868	21.193	25.709	17.189	24.777	340.7							
18	1'29.420	21.239	26.180	17.181	24.820	341.8							
19	1'28.932	21.199	25.717	17.205	24.811	340.7							
20	1'28.982	21.259	25.770	17.163	24.790	340.7							
21	1'28.803	21.198	25.670	17.196	24.739	338.6							
22	1'28.971	21.230	25.767	17.157	24.817	339.6							
23	1'29.137	21.182	25.805	17.262	24.888	338.6							
24	1'28.977	21.180	25.757	17.196	24.844	337.5							
25	1'28.975	21.130	25.706	17.225	24.914	340.7							
	unfinished	21.384				334.4							

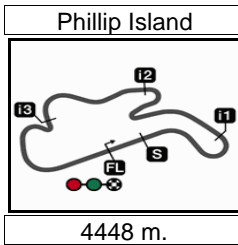
21st **32** **Lorenzo SAVADORI** APRILIA ITA
Trackhouse Racing

Runs=1 Total laps=17 Full laps=16 Valid laps=16

Run #	1	Front Tyre	Slick-Hard	Rear Tyre	Slick-Soft	
			New Tyre		New Tyre	
1	1'38.198	28.674	26.910	17.569	25.045	252.0
2	1'30.502	21.965	26.298	17.387	24.852	318.7
3	1'29.960	21.573	26.061	17.380	24.946	328.3
4	1'31.037	21.964	26.522	17.386	25.165	324.4
5	1'31.298	21.525	26.834	17.708	25.231	333.4
6	1'30.432	21.993	26.117	17.426	24.896	334.4
7	1'30.686	21.792	26.187	17.571	25.136	319.6
8	1'30.857	21.997	26.223	17.526	25.111	319.6
9	1'30.709	21.875	26.272	17.497	25.065	323.4
10	1'31.240	22.096	26.437	17.561	25.146	328.3
11	1'30.988	21.867	26.287	17.639	25.195	323.4
12	1'30.154	21.668	26.050	17.490	24.946	326.3
13	1'30.687	21.844	26.359	17.441	25.043	321.5
14	1'30.582	21.643	26.267	17.539	25.133	334.4
15	1'30.181	21.702	26.158	17.387	24.934	332.3
16	1'30.396	21.619	26.323	17.366	25.088	335.4
17	1'32.957	22.615	26.567	17.922	25.853	327.3
	PIT	22.945	30.827	19.230	25.761	311.3

Fastest Lap: Marc MARQUEZ Gresini Racing MotoGP SPA **1'27.765** 20.879 25.557 16.882 24.447

These data/results cannot be reproduced, stored and/or transmitted in whole or in part by any manner of electronic, mechanical, photocopying, recording, broadcasting or otherwise now known or herein after developed without the previous express consent by the copyright owner, except for reproduction in daily press and regular printed publications on sale to the public within 60 days of the event related to those data/results and always provided that copyright symbol appears together as follows below.
© DORNA, 2024



QATAR AIRWAYS AUSTRALIAN MOTORCYCLE GRAND PRIX

Race

Analysis by Lap

35

Num Lap Time Gap

Num	Lap	Time	Gap	Num	Lap	Time	Gap	Num	Lap	Time	Gap				
Lap 1															
89	1	1'33.837		21	1	1'28.767	2.098	73	1	1'29.032	13.273				
72	1	1'34.165	0.328	43	1	1'28.529	2.298	30	1	1'29.339	17.445				
1	1	1'34.257	0.420	33	1	1'28.483	3.472	32	1	1'30.857	21.417				
21	1	1'34.453	0.616	49	1	1'28.481	3.591	72	1	1'28.585	29.848				
33	1	1'34.562	0.725	12	1	1'28.482	4.395	Lap 9							
93	1	1'35.106	1.269	25	1	1'28.939	6.947	89	9	1'28.090					
23	1	1'35.368	1.531	20	1	1'29.463	7.444	1	9	1'28.128	0.863				
12	1	1'35.655	1.818	5	1	1'29.248	7.706	93	9	1'27.765	0.903				
49	1	1'36.356	2.519	43	1	1'28.846	8.385	1	9	1'28.684	3.148				
20	1	1'36.567	2.730	42	1	1'29.175	9.220	33	9	1'28.658	3.343				
5	1	1'36.672	2.835	10	1	1'29.132	9.496	23	9	1'28.577	4.625				
42	1	1'37.096	3.259	37	1	1'29.253	9.933	49	9	1'28.565	4.660				
25	1	1'37.124	3.287	41	1	1'29.177	10.001	12	9	1'28.519	5.167				
10	1	1'37.413	3.576	36	1	1'29.390	10.607	25	9	1'29.152	9.056				
43	1	1'37.680	3.843	73	1	1'29.084	11.763	20	9	1'29.106	10.154				
36	1	1'37.946	4.109	30	1	1'29.317	15.248	43	9	1'29.249	10.801				
37	1	1'37.957	4.120	32	1	1'30.432	16.336	5	9	1'29.579	11.063				
32	1	1'38.198	4.361	72	1	1'28.841	29.056	42	9	1'29.138	12.574				
41	1	1'38.234	4.397	Lap 7					41	9	1'28.724	13.114			
73	1	1'38.536	4.699	89	7	1'28.207		37	9	1'29.273	13.627				
30	1	1'38.762	4.925	1	7	1'28.103	0.827	10	9	1'29.121	13.787				
Lap 2															
89	2	1'28.300		93	7	1'27.900	1.361	36	9	1'29.337	14.369				
72	2	1'28.315	0.343	21	7	1'28.054	1.945	73	9	1'29.192	14.375				
1	2	1'28.605	0.725	33	7	1'28.403	2.494	30	9	1'29.228	18.583				
33	2	1'28.542	0.967	23	7	1'28.566	3.831	32	9	1'30.709	24.036				
21	2	1'28.700	1.016	49	7	1'28.507	3.891	72	9	1'28.944	30.702				
93	2	1'28.482	1.451	12	7	1'28.371	4.559	Lap 10							
23	2	1'28.500	1.731	25	7	1'28.695	7.435	89	10	1'28.138					
12	2	1'28.560	2.078	20	7	1'29.019	8.256	1	10	1'27.955	0.680				
49	2	1'28.650	2.869	5	7	1'29.029	8.528	93	10	1'27.945	0.710				
20	2	1'29.245	3.675	43	7	1'28.918	9.096	21	10	1'28.750	3.760				
5	2	1'29.293	3.828	42	7	1'29.538	10.551	33	10	1'28.780	3.985				
25	2	1'28.910	3.897	37	7	1'29.565	11.291	49	10	1'28.470	4.992				
42	2	1'29.421	4.380	41	7	1'29.581	11.375	23	10	1'28.630	5.117				
10	2	1'29.525	4.801	10	7	1'30.132	11.421	12	10	1'28.487	5.516				
43	2	1'29.317	4.860	36	7	1'29.286	11.686	25	10	1'29.001	9.919				
37	2	1'29.583	5.403	73	7	1'28.940	12.496	20	10	1'29.036	11.052				
41	2	1'29.544	5.641	30	7	1'29.320	16.361	43	10	1'28.819	11.482				
36	2	1'30.188	5.997	32	7	1'30.686	18.815	5	10	1'29.144	12.069				
32	2	1'30.502	6.563	72	7	1'28.669	29.518	42	10	1'28.667	13.103				
30	2	1'30.098	6.723	Lap 8					41	10	1'28.868	13.844			
73	2	1'31.424	7.823	89	8	1'28.255		37	10	1'29.265	14.754				
Lap 3															
89	3	1'28.297		1	8	1'28.253	0.825	10	10	1'29.154	14.803				
72	3	1'28.431	0.477	93	8	1'28.122	1.228	73	10	1'28.761	14.998				
1	3	1'28.377	0.805	21	8	1'28.864	2.554	36	10	1'29.363	15.594				
33	3	1'28.253	0.923	33	8	1'28.536	2.775	30	10	1'29.515	19.960				
21	3	1'28.335	1.054	23	8	1'28.562	4.138	32	10	1'31.240	27.138				
93	3	1'28.266	1.420	49	8	1'28.549	4.185	72	10	1'28.616	31.180				
23	3	1'28.651	2.085	12	8	1'28.434	4.738	Lap 11							
12	3	1'28.518	2.299	25	8	1'28.814	7.994	89	11	1'28.114					
49	3	1'28.263	2.835	20	8	1'29.137	9.138	1	11	1'28.000	0.566				
20	3	1'29.104	4.482	5	8	1'29.301	9.574	93	11	1'28.001	0.597				
25	3	1'29.003	4.603	43	8	1'28.801	9.642	21	11	1'28.639	4.285				
5	3	1'29.340	4.871	42	8	1'29.230	11.526	33	11	1'28.738	4.609				
Lap 4															
89	4	1'28.195		37	8	1'29.408	12.444	49	11	1'28.424	5.302				
1	4	1'28.223	0.833	41	8	1'29.360	12.480	23	11	1'28.519	5.522				
42	4	1'28.423	1.282	10	8	1'29.590	12.756	12	11	1'28.496	5.898				
25	4	1'28.508	1.733	36	8	1'29.691	13.122	Lap 12							
33	4	1'29.090	1.818	Lap 5											
43	4	1'28.886	2.776	89	5	1'28.244		89	12	1'29.115					
36	4	1'30.569	2.851	1	5	1'28.186	0.775	93	12	1'28.641	0.123				
72	4	1'28.766	3.406	21	5	1'28.511	1.549	1	12	1'28.996	0.447				
32	4	1'29.519	3.623	93	5	1'28.086	1.575	21	12	1'28.702	3.872				
41	4	1'29.187	5.474	33	5	1'28.413	1.987	33	12	1'28.679	4.173				
25	4	1'29.108	5.516	23	5	1'28.675	3.207	49	12	1'28.240	4.427				
5	4	1'29.177	5.853	49	5	1'28.166	3.328	23	12	1'28.213	4.620				
43	4	1'29.593	7.107	12	5	1'28.752	4.131	12	12	1'28.398	5.181				
42	4	1'30.139	7.220	20	5	1'28.969	6.199	25	12	1'28.537	10.104				
10	4	1'29.474	7.244	25	5	1'28.954	6.226	20	12	1'28.774	11.606				
37	4	1'29.204	7.358	5	5	1'29.067	6.676	43	12	1'28.657	11.727				
41	4	1'28.997	7.508	43	5	1'28.894	7.757	5	12	1'28.707	12.294				
36	4	1'29.222	8.023	42	5	1'29.287	8.263	42	12	1'28.266	12.834				
73	4	1'29.794	10.117	10	5	1'29.582	8.582	41	12	1'28.701	13.636				
32	4	1'31.037	11.068	37	5	1'29.784	8.898	10	12	1'28.962	15.843				
30	4	1'31.065	11.171	41	5	1'29.778	9.042	73	12	1'28.906	16.004				
Lap 6															
89	6	1'28.218		36	5	1'29.656	9.435	37	12	1'28.927	16.497				
1	6	1'28.374	0.931	73	5	1'29.024	10.897	36	12	1'29.216	17.042				
42	6	1'28.423	1.282	32	5	1'31.298	14.122	30	12	1'29.234	21.144				
25	6	1'28.508	1.733	30	5	1'31.222	14.149	32	12	1'30.154	31.051				
33	6	1'29.090	1.818	72	5	1'53.826	28.433	72	12	1'28.702	31.089				
43	6	1'28.886	2.776	Lap 13											
72	6	1'30.569	2.851	89	13	1'28.156		89	13	1'28.156					
49	6	1'28.766	3.406	93	13	1'28.216	0.183	93	13	1'28.216	0.183				
32	6	1'29.519	3.623	1	13	1'28.441	0.732	1	13	1'28.441	0.732				
41	6	1'29.187	5.474	21	13	1'28.617	4.333	21	13	1'28.617	4.333				
25	6	1'29.108	5.516	33	13	1'28.611	4.628	33	13	1'28.611	4.628				
5	6	1'29.177	5.853	49	13	1'28.439	4.710	49	13	1'28.439	4.710				
43	6	1'29.593	7.107	23	13	1'28.396	4.860	23	13	1'28.396	4.860				
42	6	1'30.139	7.220	12	13	1'28.590	5.615	12	13	1'28.590	5.615				
10	6	1'29.474	7.244	25	13	1'28.629	10.577	25	13	1'28.629	10.577				
37	6	1'29.204	7.358	43	13	1'28.937	12.508	43	13	1'28.937	12.508				
41	6	1'28.997	7.508	20	13	1'29.533	12.983	20	13	1'29.533	12.983				
36	6	1'29.222	8.023	5	13	1'28.897	13.035	5	13	1'28.897	13.035				
73	6	1'29.794	10.117	42	13	1'28.522	13.200	42	13	1'28.522	13.200				
32	6	1'31.037	11.068	41	13	1'30.806	16.286	41	13	1'30.806	16.286				
30	6	1'31.065	11.171	10	13	1'28.805	16.492	10	13	1'28.805	16.492				
Lap 7															
89	7	1'28.207		73	13	1'28.759	16.607	73	13	1'28.759	16.607				
1	7	1'28.103	0.827	37	13	1'28.820	17.161	37	13	1'28.820	17.161				
93	7	1'27.900	1.361	36	13	1'29.242	18.128	36	13	1'29.242	18.128				
21	7	1'28.054	1.945	30	13	1'29.351	22.339	30	13	1'29.351	22.339				
33	7	1'28.403	2.494	72	13	1'30.687	33.582	72							

Num Lap Time Gap

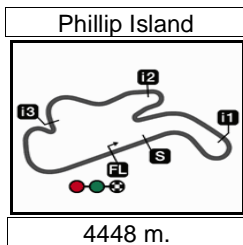
Lap 14			Lap 17			Lap 20			Lap 23			Lap 26		
89	1'27.877		89	1'27.967		89	1'28.240	0.165	49	1'29.245	13.504	25	1'28.557	18.884
93	1'27.941	0.247	93	1'27.995	0.199	23	1'28.586	2.950	21	1'29.591	13.571	43	1'28.603	19.181
1	1'27.941	0.796	1	1'27.958	1.236	23	1'29.034	10.595	12	1'29.469	13.685	5	1'28.716	19.555
21	1'28.799	5.255	21	1'28.977	8.174	33	1'28.953	10.706	25	1'29.142	18.060	42	1'28.763	21.175
33	1'29.150	5.901	33	1'28.874	8.324	21	1'29.368	10.831	20	1'28.617	18.163	10	1'28.411	23.506
49	1'29.110	5.943	23	1'28.467	8.415	12	1'28.904	10.965	43	1'29.128	18.499	73	1'28.492	23.758
23	1'29.013	5.996	49	1'28.663	8.839	49	1'29.500	11.432	5	1'28.684	18.857	37	1'29.739	28.749
12	1'28.751	6.489	25	1'28.662	8.979	25	1'28.789	15.752	12	1'29.137	19.801	41	1'29.034	29.020
25	1'28.685	11.385	43	1'28.472	15.459	43	1'28.572	16.751	40	1'28.626	23.137	30	1'28.999	29.418
43	1'28.596	13.227	5	1'28.602	16.168	20	1'28.448	17.144	73	1'28.560	23.357	72	1'30.767	42.486
5	1'28.644	13.802	20	1'28.517	16.510	5	1'28.815	17.331	41	1'29.416	25.414			
20	1'29.191	14.297	42	1'28.607	16.642	42	1'28.983	17.765	37	1'29.391	25.543			
42	1'29.020	14.343	10	1'28.793	20.293	10	1'28.478	21.775	36	1'29.137	27.618			
41	1'29.211	17.620	73	1'28.740	20.975	73	1'28.380	21.978	30	1'28.740	28.541			
10	1'29.055	17.670	41	1'28.754	21.356	41	1'28.677	22.702	72	1'28.955	36.172			
73	1'29.010	17.740	37	1'28.774	21.532	37	1'28.649	22.917						
37	1'28.847	18.131	36	1'28.868	22.672	36	1'28.982	25.171						
36	1'29.138	19.389	30	1'28.803	25.820	30	1'28.651	27.176						
30	1'28.751	23.213	72	1'29.228	33.636	72	1'28.676	34.091						
72	1'28.111	31.525	32	1'32.957	46.046									
32	1'30.582	36.287												
Lap 15			Lap 18			Lap 21			Lap 24			Lap 27		
89	1'27.859		89	1'28.266		89	1'28.107		93	1'28.724		93	1'28.098	
93	1'27.889	0.277	93	1'28.221	0.154	93	1'28.103	0.161	89	1'28.903	0.078	89	1'28.576	0.997
1	1'28.282	1.219	1	1'29.102	2.072	1	1'28.703	3.546	1	1'29.710	5.878	1	1'30.094	10.100
21	1'28.840	6.236	21	1'29.126	9.034	23	1'28.704	11.192	49	1'28.833	13.512	49	1'28.267	12.997
33	1'28.697	6.739	23	1'29.118	9.267	33	1'28.764	11.363	23	1'29.159	13.738	23	1'28.191	13.310
23	1'29.209	7.346	33	1'29.277	9.335	21	1'28.692	11.416	43	1'29.517	14.148	21	1'28.968	15.434
49	1'29.302	7.386	49	1'28.888	9.461	12	1'28.682	11.540	21	1'29.543	14.289	33	1'29.132	15.450
12	1'28.934	7.564	12	1'28.960	9.673	49	1'28.386	11.711	12	1'29.570	14.430	12	1'29.038	16.636
25	1'28.825	12.351	25	1'29.064	14.613	25	1'28.780	16.425	20	1'28.858	18.196	20	1'28.538	18.757
43	1'28.883	14.251	43	1'28.554	15.747	43	1'28.554	17.198	43	1'28.889	18.563	25	1'28.559	19.345
5	1'28.808	14.751	5	1'28.584	16.486	20	1'28.419	17.456	5	1'28.755	18.787	43	1'28.849	19.932
20	1'28.805	15.243	20	1'28.602	16.846	5	1'28.653	17.877	42	1'29.070	20.046	5	1'28.838	20.295
42	1'28.788	15.272	42	1'28.497	16.873	42	1'28.445	18.103	10	1'28.719	23.031	42	1'29.133	22.210
10	1'29.044	18.855	10	1'29.139	21.166	10	1'28.554	22.222	73	1'28.753	23.285	10	1'28.831	24.239
73	1'29.286	19.167	73	1'28.667	21.376	73	1'28.557	22.428	41	1'29.650	26.239	73	1'28.931	24.591
41	1'29.785	19.546	41	1'28.899	21.989	41	1'28.914	23.509	37	1'29.582	26.300	41	1'29.577	30.499
37	1'29.452	19.724	37	1'28.899	22.165	37	1'28.827	23.637	36	1'28.977	27.770	37	1'29.882	30.533
36	1'29.174	20.704	36	1'29.420	23.826	36	1'28.803	25.867	30	1'28.724	28.440	30	1'29.445	30.765
30	1'28.825	24.179	30	1'28.827	26.381	72	1'28.443	27.512	72	1'30.158	37.505	72	1'31.005	45.393
72	1'28.365	32.031	72	1'28.311	33.681									
32	1'30.181	38.609												
Lap 16			Lap 19			Lap 22			Lap 25					
89	1'27.949		89	1'28.416		89	1'28.091		93	1'28.606		93	1'28.639	0.111
93	1'27.843	0.171	93	1'28.340	0.078	93	1'28.061	0.131	1	1'29.771	7.043	1	1'29.771	7.043
1	1'27.975	1.245	1	1'28.861	2.517	1	1'28.852	4.307	49	1'27.918	12.824	49	1'27.918	12.824
21	1'28.877	7.164	21	1'28.998	9.616	23	1'28.854	11.955	23	1'28.180	13.312	23	1'28.180	13.312
33	1'28.627	7.417	23	1'28.863	9.714	33	1'28.826	12.098	33	1'28.378	13.920	33	1'28.378	13.920
23	1'28.518	7.915	49	1'29.040	10.085	21	1'28.921	12.246	21	1'28.481	14.164	21	1'28.481	14.164
49	1'28.706	8.143	12	1'28.957	10.214	12	1'29.033	12.482	12	1'29.139	14.963	12	1'29.139	14.963
12	1'28.669	8.284	25	1'28.919	15.116	49	1'28.905	12.525	20	1'28.470	18.060	20	1'28.470	18.060
25	1'28.790	13.192	43	1'29.001	16.332	25	1'28.850	17.184	25	1'28.575	18.383	25	1'28.575	18.383
43	1'28.652	14.954	5	1'28.599	16.669	43	1'28.530	17.637	43	1'28.677	18.634	43	1'28.677	18.634
5	1'28.731	15.533	20	1'28.419	16.849	20	1'28.447	17.812	5	1'28.714	18.895	5	1'28.714	18.895
20	1'28.666	15.960	42	1'28.478	16.935	5	1'28.653	18.439	42	1'29.028	20.468	42	1'29.028	20.468
42	1'28.679	16.002	10	1'28.700	21.450	42	1'28.918	18.930	10	1'28.726	23.151	10	1'28.726	23.151
10	1'28.561	19.467	73	1'28.791	21.751	42	1'28.918	18.930	73	1'28.643	23.322	73	1'28.643	23.322
73	1'28.984	20.202	41	1'28.605	22.178	10	1'28.646	22.777	37	1'29.372	27.066	37	1'29.372	27.066
41	1'28.972	20.569	37	1'28.672	22.421	73	1'28.726	23.063	41	1'30.409	28.042	41	1'30.409	28.042
37	1'28.950	20.725	36	1'28.932	24.342	41	1'28.846	24.264	36	1'28.975	28.139	36	1'28.975	28.139
36	1'29.016	21.771	30	1'28.713	26.678	37	1'28.872	24.418	30	1'28.641	28.475	30	1'28.641	28.475
30	1'28.754	24.984	72	1'28.303	33.568	36	1'28.971	26.747	72	1'30.876	39.775	72	1'30.876	39.775
72	1'28.293	32.375				30	1'28.646	28.067						
32	1'30.396	41.056				72	1'28.520	35.483						
Lap 20			Lap 23											
89	1'28.153		89	1'28.266										
			93	1'28.236	0.101									
			1	1'28.952	4.993									
			23	1'29.715	13.404									
			33	1'29.624	13.456									

Lapped rider

These data/results cannot be reproduced, stored and/or transmitted in whole or in part by any manner of electronic, mechanical, photocopying, recording, broadcasting or otherwise now known or herein after developed without the previous express consent by the copyright owner, except for reproduction in daily press and regular printed publications on sale to the public within 60 days of the event related to those data/results and always provided that copyright symbol appears together as follows below.

© DORNA, 2024





Results and timing service provided by **TISSOT**

MotoGP™

QATAR AIRWAYS AUSTRALIAN MOTORCYCLE GRAND PRIX

2024 Rookie of the Year Classification

36

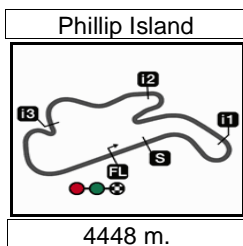
Rider	Points	Leader	Prev	QAT	POR	AME	SPA	FRA	CAT	ITA	NED	GER	GBR	AUT	ARA	RSM	EMI	INA	JPN	AUS	THA	MAL	VAL	
1 ACOSTA Pedro [SPA]	181			9 2 7	19 3 16	26 6 20	15 9 6	4 4 -	10 7 3	18 7 11	- - -	9 - 9	12 5 7	3 - 3	23 7 16	4 4 -	5 5 -	24 4 20	- - -	- -				

These data/results cannot be reproduced, stored and/or transmitted in whole or in part by any manner of electronic, mechanical, photocopying, recording, broadcasting or otherwise now known or herein after developed without the previous express consent by the copyright owner, except for reproduction in daily press and regular printed publications on sale to the public within 60 days of the event related to those data/results and always provided that copyright symbol appears together as follows below.
© DORNA, 2024

Official MotoGP Timing by **TISSOT**
www.motogp.com



Phillip Island, Sunday, October 20, 2024



Results and timing service provided by **TISSOT**

MotoGP™

QATAR AIRWAYS AUSTRALIAN MOTORCYCLE GRAND PRIX

2024 Independent Team Classification

36

Rider	Points	Leader	Prev	QAT	POR	AME	SPA	FRA	CAT	ITA	NED	GER	GBR	AUT	ARA	RSM	EMI	INA	JPN	AUS	THA	MAL	VAL	
1 MARTIN Jorge [SPA]	424			28 12 16	32 7 25	20 7 13	12 12 -	37 12 25	26 6 20	16 - 16	29 9 20	12 12 -	29 9 20	29 9 20	29 9 20	13 12 1	29 9 20	25 - 25	26 6 20	32 12 20				
2 MARQUEZ Marc [SPA]	345	79	79	18 5 13	9 9 -	9 9 -	24 4 20	29 9 20	25 9 16	22 9 13	6 - 6	24 4 20	13 - 13	13 - 13	37 12 25	30 5 25	22 6 16	7 7 -	23 7 16	34 9 25				
3 ACOSTA Pedro [SPA]	181	243	164	9 2 7	19 3 16	26 6 20	15 9 6	4 4 -	10 7 3	18 7 11	- - -	9 - 9	12 5 7	3 - 3	23 7 16	4 4 -	5 5 -	24 4 20	- - -	- - -				
4 MORBIDELLI Franco [ITA]	151	273	30	- - -	- - -	- - -	6 6 -	9 - 9	- - -	16 6 10	8 1 7	16 5 11	6 - 6	12 4 8	10 - 10	7 7 -	12 1 11	18 5 13	16 5 11	15 5 10				
5 DI GIANNANTONIO Fabio [ITA]	150	274	1	9 - 9	6 - 6	10 - 10	9 - 9	13 3 10	15 4 11	12 3 9	18 5 13	- - -	12 1 11	- - -	8 - 8	7 - 7	2 - 2	1 1 -	12 4 8	16 3 13				
6 BEZZECCHI Marco [ITA]	134	290	16	2 - 2	10 - 10	8 - 8	16 - 16	- - -	6 1 5	3 - 3	- - -	8 - 8	8 - 8	12 2 10	9 - 9	11 - 11	15 2 13	17 6 11	9 - 9	- -				
7 MARQUEZ Alex [SPA]	125	299	9	13 3 10	- - -	1 - 1	13 - 13	6 - 6	9 - 9	9 2 7	11 2 9	17 1 16	13 4 9	6 - 6	6 6 -	10 - 10	7 - 7	- - -	3 3 -	1 - 1				
8 OLIVEIRA Miguel [POR]	71	353	54	1 - 1	7 - 7	5 - 5	10 2 8	- - -	6 - 6	2 - 2	1 - 1	19 9 10	- - -	4 - 4	5 5 -	5 - 5	6 - 6	- - -	- - -	- - -				
9 FERNANDEZ Raul [SPA]	66	358	5	- - -	- - -	7 1 6	5 - 5	6 1 5	10 - 10	4 - 4	8 - 8	6 - 6	- - -	- - -	- - -	- - -	3 - 3	6 - 6	1 - 1	10 4 6				
10 ZARCO Johann [FRA]	40	384	26	4 - 4	1 - 1	- - -	- - -	4 - 4	- - -	- - -	3 - 3	- - -	2 - 2	- - -	3 - 3	4 - 4	1 - 1	9 2 7	5 - 5	4 - 4				
11 NAKAGAMI Takaaki [JPN]	28	396	12	- - -	2 - 2	- - -	2 - 2	2 - 2	2 - 2	- - -	- - -	2 - 2	1 - 1	2 - 2	5 - 5	3 - 3	- - -	4 - 4	3 - 3	- -				
12 FERNANDEZ Augusto [SPA]	21	403	7	- - -	5 - 5	2 - 2	3 3 -	3 - 3	- - -	- - -	2 - 2	- - -	- - -	1 - 1	4 - 4	- - -	- - -	- - -	- - -	1 - 1				

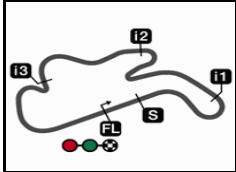

These data/results cannot be reproduced, stored and/or transmitted in whole or in part by any manner of electronic, mechanical, photocopying, recording, broadcasting or otherwise now known or herein after developed without the previous express consent by the copyright owner, except for reproduction in daily press and regular printed publications on sale to the public within 60 days of the event related to those data/results and always provided that copyright symbol appears together as follows below.
© DORNA, 2024

Official MotoGP Timing by **TISSOT**
www.motogp.com



Phillip Island, Sunday, October 20, 2024

Phillip Island

Results and timing service provided by 

4448 m.

QATAR AIRWAYS AUSTRALIAN MOTORCYCLE GRAND PRIX

MotoGP™

36

2024 Independent Team Classification

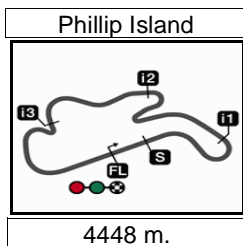
Team	Points	Leader	Previous	QAT	POR	AME	SPA	FRA	CAT	ITA	NED	GER	GBR	AUT	ARA	RSM	EMI	INA	JPN	AUS	THA	MAL	VAL
1 PRIMA PRAMAC RACING	575			28	32	20	18	46	26	32	37	28	35	41	39	20	41	43	42	47			
2 GRESINI RACING MOTOGP	470	105	105	31	9	10	37	35	34	31	17	41	26	19	43	40	29	7	26	35			
3 PERTAMINA ENDURO VR46 RACING TE	284	291	186	11	16	18	25	13	21	15	18	8	20	12	17	18	17	18	21	16			
4 RED BULL GASGAS TECH3	202	373	82	9	24	28	18	7	10	18	2	9	12	4	27	4	5	24	-	1			
5 TRACKHOUSE RACING	137	438	65	1	7	12	15	6	16	6	9	25	-	4	5	5	9	6	1	10			
6 LCR HONDA	68	507	69	4	3	-	2	6	2	-	3	2	3	2	8	7	1	13	8	4			

These data/results cannot be reproduced, stored and/or transmitted in whole or in part by any manner of electronic, mechanical, photocopying, recording, broadcasting or otherwise now known or herein after developed without the previous express consent by the copyright owner, except for reproduction in daily press and regular printed publications on sale to the public within 60 days of the event related to those data/results and always provided that copyright symbol appears together as follows below.
© DORNA, 2024

Official MotoGP Timing by 
www.motogp.com



Phillip Island, Sunday, October 20, 2024



Results and timing service provided by **TISSOT**

After the **QATAR AIRWAYS AUSTRALIAN MOTORCYCLE GRAND PRIX**

MotoGP™

2024 Riders Performance

(Qualifying Position / Sprint Starting Position - Sprint Position / Race Starting Position - Race Position)

37

Rider	Points	QAT	POR	AME	SPA	FRA	CAT	ITA	NED	GER	GBR	AUT	ARA	RSM	EMI	INA	JPN	AUS	THA	MAL	VAL
1 MARTIN Jorge	424	1	3	6	3	1	7	1	2	1	4	1	4	4	2	1	11	1			
		1-1	3-3	6-3	3-1	1-1	7-4	1-NC	2-2	1-1	4-2	1-2	4-2	4-1	2-2	1-10	11-4	1-1			
		1-3	3-1	6-4	3-NC	1-1	7-2	1-3	5-2	1-NC	4-2	1-2	4-2	4-15	2-2	1-1	11-2	1-2			
2 BAGNAIA Francesco	404	5	4	4	7	2	2	2	1	4	2	2	3	1	1	4	2	5			
		5-4	4-4	4-8	7-NC	2-NC	2-NC	2-1	1-1	4-3	2-NC	2-1	3-9	1-2	1-1	4-1	2-1	5-4			
		5-1	4-NC	4-5	7-1	2-3	2-1	5-1	1-1	4-1	2-3	2-1	3-NC	1-2	1-NC	4-3	2-1	5-3			
3 MARQUEZ Marc	345	6	8	3	1	13	14	4	7	13	7	3	1	9	7	12	9	2			
		6-5	8-2	3-2	1-6	13-2	14-2	4-2	7-NC	13-6	7-NC	3-NC	1-1	9-5	7-4	12-3	9-3	2-2			
		6-4	8-16	3-NC	1-2	13-2	14-3	3-4	6-10	13-2	7-4	3-4	1-1	9-1	7-3	12-NC	9-3	2-1			
4 BASTIANINI Enea	331	3	1	5	9	10	11	5	11	9	3	7	14	8	3	5	4	10			
		3-6	1-6	5-6	9-NC	10-4	11-5	5-NC	11-4	9-4	3-1	7-4	14-7	8-4	3-3	5-2	4-2	10-3			
		3-5	1-2	5-3	9-5	10-4	11-18	4-2	10-3	9-4	3-1	7-3	14-5	8-3	3-1	5-NC	4-4	10-5			
5 BINDER Brad	192	4	10	17	4	22	4	13	9	11	6	12	7	6	4	19	5	11			
		4-2	10-NC	17-12	4-NC	22-15	4-NC	13-6	9-6	11-8	6-4	12-7	7-6	6-7	4-6	19-13	5-NC	11-NC			
		4-2	10-4	17-9	4-6	22-8	4-8	13-10	8-6	11-9	6-NL	12-5	7-4	6-4	4-19	19-8	5-6	11-7			
6 ACOSTA Pedro	181	8	7	2	10	7	5	7	10	10	9	14	2	5	5	3	1	15			
		8-8	7-7	2-4	10-2	7-6	5-3	7-3	10-10	10-22	9-5	14-10	2-3	5-6	5-5	3-6	1-NC	15-NC			
		8-9	7-3	2-2	10-10	7-NC	5-13	7-5	9-NC	10-7	9-9	14-13	2-3	5-17	5-NC	3-2	1-NC	-			
7 VIÑALES Maverick	171	10	2	1	11	3	12	3	3	7	8	6	12	11	8	10	3	3			
		10-9	2-1	1-1	11-NC	3-3	12-8	3-5	3-3	7-7	8-8	6-11	12-19	11-11	8-10	10-7	3-9	3-NC			
		10-10	2-NC	1-1	11-9	3-5	12-12	2-8	2-5	7-12	8-13	6-7	12-NC	11-16	8-6	10-6	3-NC	3-8			
8 MORBIDELLI Franco	151	22	17	9	8	9	10	6	8	6	13	8	6	2	10	9	6	7			
		22-20	17-16	9-10	8-4	9-12	10-11	6-4	8-9	6-5	13-NL	8-6	6-NC	2-3	10-9	9-5	6-5	7-5			
		22-18	17-18	9-NC	8-NC	9-7	10-NC	6-6	7-9	6-5	13-10	8-8	6-6	2-NC	10-5	9-4	6-5	7-6			
9 DI GIANNANTONIO Fabio	150	7	14	8	5	4	6	14	6	8	10	-	16	14	13	8	7	12			
		7-NC	14-NC	8-NL	5-13	4-7	6-6	14-7	6-5	8-12	10-9	-	16-15	14-NC	13-18	8-9	7-6	12-7			
		7-7	14-10	8-6	5-7	4-6	6-5	14-7	4-4	8-NC	10-5	-	16-8	14-9	13-14	8-NC	7-8	12-4			

NC=Not classified NL=Not finished first lap NP=Not started race re-start N2=Not finished first lap race re-start EX=Excluded NS=Not Started DS=Disqualified

These data/results cannot be reproduced, stored and/or transmitted in whole or in part by any manner of electronic, mechanical, photocopying, recording, broadcasting or otherwise now known or herein after developed without the previous express consent by the copyright owner, except for reproduction in daily press and regular printed publications on sale to the public within 60 days of the event related to those data/results and always provided that copyright symbol appears together as follows below.
© DORNA, 2024

Official MotoGP Timing by **TISSOT**
www.motogp.com



Rider	Points	QAT	POR	AME	SPA	FRA	CAT	ITA	NED	GER	GBR	AUT	ARA	RSM	EMI	INA	JPN	AUS	THA	MAL	VAL
10 ESPARGARO Aleix	136	2	13	7	12	6	1	9	5	-	1	4	11	13	11	13	15	20			
		2-3	13-8	7-5	12-NL	6-5	1-1	9-9	5-NC	-	1-3	4-3	11-NL	13-12	11-12	13-16	15-NC	20-8			
		2-8	13-8	7-7	12-NC	6-9	1-4	9-11	-	-	1-6	4-9	11-10	13-NC	11-8	13-NL	15-9	19-16			
11 BEZZECCHI Marco	134	15	6	10	2	5	16	16	15	12	12	9	13	3	6	2	8	4			
		15-11	6-11	10-13	2-NC	5-NC	16-9	16-11	15-11	12-10	12-NL	9-8	13-10	3-NC	6-8	2-4	8-10	4-NC			
		15-14	6-6	10-8	2-3	5-NC	16-11	16-13	14-NC	12-8	12-8	9-6	13-7	3-5	6-4	2-5	8-7	4-19			
12 MARQUEZ Alex	125	9	12	12	6	17	13	8	4	5	5	11	5	7	21	14	10	8			
		9-7	12-13	12-14	6-NC	17-14	13-14	8-8	4-8	5-9	5-6	11-20	5-4	7-10	21-13	14-14	10-7	8-NC			
		9-6	12-NC	12-15	6-4	17-10	13-7	8-9	3-7	5-3	5-7	11-10	5-NC	7-6	21-9	14-NL	10-NL	8-15			
13 QUARTARARO Fabio	93	16	9	16	23	8	17	15	13	14	18	15	17	10	9	6	12	19			
		16-12	9-9	16-15	23-5	8-10	17-10	15-NC	13-7	14-13	18-11	15-12	17-8	10-9	9-7	6-12	12-12	19-11			
		16-11	9-7	16-12	23-15	8-NC	17-9	15-18	12-12	14-11	18-11	15-18	17-NC	10-7	9-7	6-7	12-12	18-9			
14 MILLER Jack	71	11	5	11	15	11	9	19	14	16	11	5	15	12	19	16	14	16			
		11-10	5-5	11-7	15-14	11-8	9-7	19-12	14-13	16-11	11-7	5-5	15-13	12-8	19-14	16-11	14-8	16-NC			
		11-21	5-5	11-13	15-NC	11-NC	9-NC	19-16	13-11	16-13	11-12	5-19	15-15	12-8	19-16	16-NL	14-10	15-11			
15 OLIVEIRA Miguel	71	14	15	14	14	12	15	11	17	2	15	13	8	18	12	-	-	-			
		14-13	15-12	14-11	14-8	12-11	15-NC	11-NC	17-12	2-2	15-10	13-13	8-5	18-15	12-11	-	-	-			
		14-15	15-9	14-11	14-8	12-NC	15-10	11-14	16-15	2-6	15-NL	13-12	8-NL	18-11	12-10	-	-	-			
16 FERNANDEZ Raul	66	12	16	13	17	14	3	12	12	3	14	20	9	19	14	11	13	6			
		12-14	16-10	13-9	17-12	14-9	3-NC	12-10	12-17	3-14	14-12	20-14	9-11	19-17	14-17	11-19	13-11	6-6			
		23-NC	16-NC	13-10	17-11	14-11	3-6	12-12	11-8	3-10	14-NL	20-NC	9-16	19-18	14-13	11-10	13-15	6-10			
17 ZARCO Johann	40	13	19	19	13	15	18	18	19	19	16	17	10	16	17	7	16	14			
		13-16	19-NC	19-NC	13-11	15-13	18-NC	18-15	19-16	19-17	16-14	17-15	10-NC	16-13	17-16	7-8	16-14	14-NC			
		13-12	19-15	19-NC	13-NC	15-12	18-16	18-19	17-13	19-17	16-14	17-21	10-13	16-12	17-15	7-9	16-11	14-12			
18 NAKAGAMI Takaaki	28	19	21	21	24	19	20	23	23	17	21	22	18	22	20	18	21	21			
		19-19	21-17	21-NL	24-10	19-16	20-13	23-16	23-18	17-18	21-17	22-16	18-14	22-20	20-19	18-17	21-NC	21-14			
		19-19	21-14	21-NC	24-14	19-14	20-14	23-NC	21-16	17-14	21-15	22-14	18-11	22-13	20-17	18-12	21-13	21-18			
19 RINS Alex	23	20	11	15	25	16	8	10	16	-	-	21	21	20	22	15	19	9			
		20-17	11-NC	15-16	25-15	16-NC	8-12	10-13	16-19	-	-	21-NC	21-17	20-19	-	15-15	19-16	9-12			
		20-16	11-13	15-NC	25-13	16-15	8-20	10-15	15-NL	-	-	21-16	21-9	20-19	-	15-11	19-16	9-13			
20 FERNANDEZ Augusto	21	18	18	18	18	20	19	20	22	15	17	16	19	17	18	21	18	17			
		18-18	18-15	18-NL	18-7	20-17	19-17	20-17	22-15	15-16	17-13	16-NC	19-12	17-16	18-20	21-NC	18-15	17-9			
		18-17	18-11	18-14	18-NC	20-13	19-NC	20-NC	20-14	15-16	17-16	16-15	19-12	17-NC	18-18	21-NC	18-NC	16-17			

NC=Not classified NL=Not finished first lap NP=Not started race re-start N2=Not finished first lap race re-start EX=Excluded NS=Not Started DS=Disqualified

These data/results cannot be reproduced, stored and/or transmitted in whole or in part by any manner of electronic, mechanical, photocopying, recording, broadcasting or otherwise now known or herein after developed without the previous express consent by the copyright owner, except for reproduction in daily press and regular printed publications on sale to the public within 60 days of the event related to those data/results and always provided that copyright symbol appears together as follows below.
© DORNA, 2024

Official MotoGP Timing by TISSOT
www.motogp.com



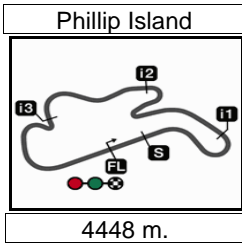
	Rider	Points	QAT	POR	AME	SPA	FRA	CAT	ITA	NED	GER	GBR	AUT	ARA	RSM	EMI	INA	JPN	AUS	THA	MAL	VAL	
21	MIR Joan	20	17	20	20	20	18	21	17	20	20	20	19	22	-	16	20	17	18				
			17-15	20-14	20-NC	20-9	18-NC	21-15	17-NC	20-14	20-21	20-16	19-19	22-18	-	16-21	20-NC	17-NC	18-13				
			17-13	20-12	20-NC	20-12	18-NC	21-15	17-NC	18-NC	20-18	20-NC	19-17	22-14	-	16-11	20-NC	17-NL	17-NC				
22	ESPARGARO Pol	12	-	-	-	-	-	-	21	-	-	-	10	-	15	-	-	-	-				
			-	-	-	-	-	-	-	21-14	-	-	-	10-9	-	15-14	-	-	-	-			
			-	-	-	-	-	-	-	21-17	-	-	-	10-11	-	15-10	-	-	-	-			
23	MARINI Luca	9	21	22	22	22	21	22	24	21	18	19	18	20	21	15	17	20	13				
			21-21	22-18	22-17	22-NC	21-18	22-16	24-19	21-NC	18-15	19-15	18-17	20-16	21-18	15-15	17-18	20-13	13-10				
			21-20	22-17	22-16	22-17	21-16	22-17	24-20	19-17	18-15	19-17	18-NC	23-17	-	15-12	17-NL	20-14	13-14				
24	PEDROSA Daniel	7	-	-	-	16	-	-	-	-	-	-	-	-	-	-	-	-	-				
			-	-	-	16-3	-	-	-	-	-	-	-	-	-	-	-	-	-	-			
			-	-	-	16-NC	-	-	-	-	-	-	-	-	-	-	-	-	-	-			
25	BRADL Stefan	2	-	-	-	19	-	23	-	-	21	-	23	-	23	-	-	-	-				
			-	-	-	19-NC	-	23-18	-	-	21-19	-	23-NC	-	23-NC	-	-	-	-	-			
			-	-	-	19-16	-	23-19	-	-	22-20	-	23-22	-	23-14	-	-	-	-	-			
26	GARDNER Remy	0	-	-	-	-	-	-	-	-	22	22	-	-	-	-	-	23	-				
			-	-	-	-	-	-	-	-	-	22-20	22-18	-	-	-	-	-	23-18	-			
			-	-	-	-	-	-	-	-	-	21-19	22-18	-	-	-	-	-	23-17	-			
27	SAVADORI Lorenzo	0	-	-	-	21	-	-	22	18	-	-	24	-	-	-	-	22	22				
			-	-	-	21-16	-	-	22-18	18-NC	-	-	-	24-18	-	-	-	-	22-17	22-15			
			-	-	-	21-NC	-	-	22-21	-	-	-	-	24-20	-	-	-	-	22-NC	20-NC			

NC=Not classified NL=Not finished first lap NP=Not started race re-start N2=Not finished first lap race re-start EX=Excluded NS=Not Started DS=Disqualified

These data/results cannot be reproduced, stored and/or transmitted in whole or in part by any manner of electronic, mechanical, photocopying, recording, broadcasting or otherwise now known or herein after developed without the previous express consent by the copyright owner, except for reproduction in daily press and regular printed publications on sale to the public within 60 days of the event related to those data/results and always provided that copyright symbol appears together as follows below.
© DORNA, 2024

Official MotoGP Timing by **TISSOT**
www.motogp.com





Results and timing service provided by **TISSOT**

MotoGP™

QATAR AIRWAYS AUSTRALIAN MOTORCYCLE GRAND PRIX
Official Starting Grid

Race : 27 laps = 120.096 km



1	1 1'27.296 89 Jorge MARTIN Ducati	2 1'27.890 93 Marc MARQUEZ Ducati	3 1'27.991 12 Maverick VIÑALES Aprilia
2	4 1'28.375 72 Marco BEZZECCHI Ducati	5 1'28.478 1 Francesco BAGNAIA Ducati	6 1'28.498 25 Raul FERNANDEZ Aprilia
3	7 1'28.622 21 Franco MORBIDELLI Ducati	8 1'29.009 73 Alex MARQUEZ Ducati	9 1'29.059 42 Alex RINS Yamaha
4	10 1'29.996 23 Enea BASTIANINI Ducati	11 1'30.290 33 Brad BINDER KTM	12 1'30.336 49 Fabio DI GIANNANTONIO Ducati
5	13 1'29.727 10 Luca MARINI Honda	14 1'29.786 5 Johann ZARCO Honda	15 1'29.909 43 Jack MILLER KTM
6	16 1'30.149 37 Augusto FERNANDEZ KTM	17 1'30.448 36 Joan MIR Honda	18 1'30.635 20 Fabio QUARTARARO Yamaha
7	19 1'31.808 41 Aleix ESPARGARO Aprilia	20 1'32.213 32 Lorenzo SAVADORI Aprilia	21 1'31.835 30 Takaaki NAKAGAMI Honda

FIM MotoGP Stewards long lap penalty for riders #72 & #73 & grid penalty for rider #30

The results are provisional until the end of the limit for protest and appeals and until the ratification of the Event Management Committee.
 Time limit for protest expires 60' at the latest after publication of the results - Time:


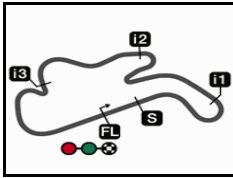
These data/results cannot be reproduced, stored and/or transmitted in whole or in part by any manner of electronic, mechanical, photocopying, recording, broadcasting or otherwise now known or herein after developed without the previous express consent by the copyright owner, except for reproduction in daily press and regular printed publications on sale to the public within 60 days of the event related to those data/results and always provided that copyright symbol appears together as follows below.
 © DORNA, 2024

Official MotoGP Timing by **TISSOT**
 www.motogp.com



Phillip Island, Sunday, October 20, 2024

Phillip Island

Results and timing service provided by **MotoGP™**

4448 m.

QATAR AIRWAYS AUSTRALIAN MOTORCYCLE GRAND PRIX

Race

Top Speed & Average



Rider	Nation	Motorcycle	Top 5 speeds					Average	Top
23 Enea BASTIANINI	ITA	DUCATI	355.2	351.8	350.6	350.6	349.5	351.0	355.2
1 Francesco BAGNAIA	ITA	DUCATI	350.6	349.5	349.5	348.4	348.4	349.0	350.6
12 Maverick VIÑALES	SPA	APRILIA	349.5	347.3	347.3	347.3	346.1	347.5	349.5
49 Fabio DI GIANNANTONIO	ITA	DUCATI	349.5	346.1	345.0	344.0	344.0	345.7	349.5
89 Jorge MARTIN	SPA	DUCATI	349.5	349.5	349.5	346.1	346.1	347.4	349.5
93 Marc MARQUEZ	SPA	DUCATI	349.5	347.3	347.3	347.3	346.1	347.3	349.5
5 Johann ZARCO	FRA	HONDA	348.4	346.1	344.0	344.0	342.9	344.3	348.4
21 Franco MORBIDELLI	ITA	DUCATI	348.4	345.0	342.9	341.8	341.8	343.0	348.4
41 Aleix ESPARGARO	SPA	APRILIA	348.4	346.1	345.0	345.0	345.0	345.9	348.4
43 Jack MILLER	AUS	KTM	348.4	347.3	345.0	344.0	344.0	345.7	348.4
72 Marco BEZZECCHI	ITA	DUCATI	347.3	346.1	346.1	346.1	345.0	345.7	347.3
73 Alex MARQUEZ	SPA	DUCATI	346.1	346.1	346.1	345.0	345.0	345.7	346.1
10 Luca MARINI	ITA	HONDA	345.0	344.0	342.9	342.9	342.9	343.4	345.0
25 Raul FERNANDEZ	SPA	APRILIA	345.0	345.0	345.0	345.0	344.0	344.3	345.0
33 Brad BINDER	RSA	KTM	345.0	344.0	344.0	344.0	344.0	344.2	345.0
36 Joan MIR	SPA	HONDA	345.0	342.9	341.8	340.7	340.7	341.5	345.0
42 Alex RINS	SPA	YAMAHA	344.0	342.9	342.9	341.8	341.8	342.7	344.0
20 Fabio QUARTARARO	FRA	YAMAHA	340.7	339.6	339.6	339.6	338.6	339.1	340.7
37 Augusto FERNANDEZ	SPA	KTM	339.6	339.6	337.5	337.5	337.5	338.3	339.6
30 Takaaki NAKAGAMI	JPN	HONDA	337.5	336.5	335.4	335.4	335.4	335.8	337.5
32 Lorenzo SAVADORI	ITA	APRILIA	335.4	334.4	334.4	333.4	332.3	334.0	335.4

These data/results cannot be reproduced, stored and/or transmitted in whole or in part by any manner of electronic, mechanical, photocopying, recording, broadcasting or otherwise now known or herein after developed without the previous express consent by the copyright owner, except for reproduction in daily press and regular printed publications on sale to the public within 60 days of the event related to those data/results and always provided that copyright symbol appears together as follows below.


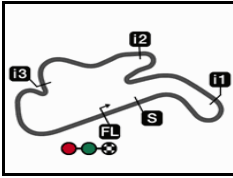
© DORNA, 2024

Official MotoGP Timing by TISSOT
www.motogp.com



Phillip Island, Sunday, October 20, 2024


Phillip Island

Results and timing service provided by **MotoGP™**

4448 m.

QATAR AIRWAYS AUSTRALIAN MOTORCYCLE GRAND PRIX Race

Fastest Laps Sequence

<i>Lap</i>	<i>Race Time</i>	 <i>Rider</i>	<i>Nation</i>	<i>Motorcycle</i>	<i>Time</i>	<i>Km/h</i>	<i>Riders's Lap</i>
2	3'02.137	89 Jorge MARTIN	SPA	DUCATI	1'28.300	181.3	2
3	4'30.434	89 Jorge MARTIN	SPA	DUCATI	1'28.297	181.3	3
3	4'31.357	33 Brad BINDER	RSA	KTM	1'28.253	181.4	3
4	5'58.629	89 Jorge MARTIN	SPA	DUCATI	1'28.195	181.5	4
5	7'27.648	1 Francesco BAGNAIA	ITA	DUCATI	1'28.186	181.5	5
5	7'28.448	93 Marc MARQUEZ	SPA	DUCATI	1'28.086	181.7	5
7	10'24.659	93 Marc MARQUEZ	SPA	DUCATI	1'27.900	182.1	7
9	13'20.546	93 Marc MARQUEZ	SPA	DUCATI	1'27.765	182.4	9

These data/results cannot be reproduced, stored and/or transmitted in whole or in part by any manner of electronic, mechanical, photocopying, recording, broadcasting or otherwise now known or herein after developed without the previous express consent by the copyright owner, except for reproduction in daily press and regular printed publications on sale to the public within 60 days of the event related to those data/results and always provided that copyright symbol appears together as follows below.

© DORNA, 2024

Official MotoGP Timing by TISSOT
www.motogp.com



Phillip Island, Sunday, October 20, 2024