


4448 m.

Qualifying Results



	Rider	Nation Team	Motorcycle	Time	Lap	Total	Gap	Top Speed
1	89 Jorge MARTIN	SPA Prima Pramac Racing	DUCATI	Q2 1'27.296	8	9		347.3
2	93 Marc MARQUEZ	SPA Gresini Racing MotoGP	DUCATI	Q2 1'27.890	9	9	0.594 0.594	346.1
3	12 Maverick VIÑALES	SPA Aprilia Racing	APRILIA	Q2 1'27.991	4	8	0.695 0.101	350.6
4	72 Marco BEZZECCHI	ITA Pertamina Enduro VR46 Racing Team	DUCATI	Q2 1'28.375	9	9	1.079 0.384	344.0
5	1 Francesco BAGNAIA	ITA Ducati Lenovo Team	DUCATI	Q2 1'28.478	8	8	1.182 0.103	345.0
6	25 Raul FERNANDEZ	SPA Trackhouse Racing	APRILIA	Q2 1'28.498	8	9	1.202 0.020	344.0
7	21 Franco MORBIDELLI	ITA Prima Pramac Racing	DUCATI	Q2 1'28.622	9	9	1.326 0.124	341.8
8	73 Alex MARQUEZ	SPA Gresini Racing MotoGP	DUCATI	Q2 1'29.009	4	8	1.713 0.387	344.0
9	42 Alex RINS	SPA Monster Energy Yamaha MotoGP TeaYAMAHA	YAMAHA	Q2 1'29.059	7	7	1.763 0.050	336.5
10	23 Enea BASTIANINI	ITA Ducati Lenovo Team	DUCATI	Q2 1'29.996	2	8	2.700 0.937	347.3
11	33 Brad BINDER	RSA Red Bull KTM Factory Racing	KTM	Q2 1'30.290	3	7	2.994 0.294	340.7
12	49 Fabio DI GIANNANTONI	ITA Pertamina Enduro VR46 Racing Team	DUCATI	Q2 1'30.336	6	6	3.040 0.046	338.6
13	10 Luca MARINI	ITA Repsol Honda Team	HONDA	Q1 1'29.727	10	10 (*)	0.330	337.5
14	5 Johann ZARCO	FRA CASTROL Honda LCR	HONDA	Q1 1'29.786	8	8 (*)	0.389 0.059	336.5
15	31 Pedro ACOSTA	SPA Red Bull GASGAS Tech3	KTM	Q1 1'29.817	8	9 (*)	0.420 0.031	341.8
16	43 Jack MILLER	AUS Red Bull KTM Factory Racing	KTM	Q1 1'29.909	9	9 (*)	0.512 0.092	337.5
17	37 Augusto FERNANDEZ	SPA Red Bull GASGAS Tech3	KTM	Q1 1'30.149	8	8 (*)	0.752 0.240	333.4
18	36 Joan MIR	SPA Repsol Honda Team	HONDA	Q1 1'30.448	10	10 (*)	1.051 0.299	334.4
19	20 Fabio QUARTARARO	FRA Monster Energy Yamaha MotoGP TeaYAMAHA	YAMAHA	Q1 1'30.635	9	9 (*)	1.238 0.187	333.4
20	41 Aleix ESPARGARO	SPA Aprilia Racing	APRILIA	Q1 1'31.808	9	9 (*)	2.411 1.173	338.6
21	30 Takaaki NAKAGAMI	JPN IDEMITSU Honda LCR	HONDA	Q1 1'31.835	7	7 (*)	2.438 0.027	330.3
22	32 Lorenzo SAVADORI	ITA Trackhouse Racing	APRILIA	Q1 1'32.213	9	9 (*)	2.816 0.378	332.3

* Gap with the fastest rider in the Q1 session.

Pole Position:		Jorge MARTIN	1'27.296	183.4 Km/h
Q1 Best Lap:	Lap 9	Raul FERNANDEZ	(*) 1'29.397	179.1 Km/h
Best Race Lap:	2013	Marc MARQUEZ	1'28.108	181.7 Km/h
All-Time Lap Record:	2023	Jorge MARTIN	1'27.246	183.5 Km/h


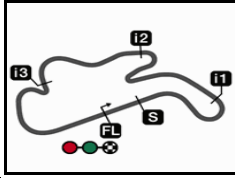
The results are provisional until the end of the limit for protest and appeals.

Time limit for protest expires 60' after publication of the results - Time:

These data/results cannot be reproduced, stored and/or transmitted in whole or in part by any manner of electronic, mechanical, photocopying, recording, broadcasting or otherwise now known or herein after developed without the previous express consent by the copyright owner, except for reproduction in daily press and regular printed publications on sale to the public within 60 days of the event related to those data/results and always provided that copyright symbol appears together as follows below.

© DORNA, 2024

Phillip Island

Results and timing service provided by **MotoGP™****QATAR AIRWAYS AUSTRALIAN MOTORCYCLE GRAND PRIX****Qualifying Nr. 2****Classification****20**

4448 m.



	<i>Rider</i>	<i>Nation</i>	<i>Team</i>	<i>Motorcycle</i>	<i>Time</i>	<i>Lap</i>	<i>Total</i>	<i>Gap</i>	<i>Top Speed</i>
1	89 Jorge MARTIN	SPA	Prima Pramac Racing	DUCATI	1'27.296	8	9		347.3
2	93 Marc MARQUEZ	SPA	Gresini Racing MotoGP	DUCATI	1'27.890	9	9	0.594 0.594	346.1
3	12 Maverick VIÑALES	SPA	Aprilia Racing	APRILIA	1'27.991	4	8	0.695 0.101	350.6
4	72 Marco BEZZECCHI	ITA	Pertamina Enduro VR46 Racing Te	DUCATI	1'28.375	9	9	1.079 0.384	344.0
5	1 Francesco BAGNAIA	ITA	Ducati Lenovo Team	DUCATI	1'28.478	8	8	1.182 0.103	345.0
6	25 Raul FERNANDEZ	SPA	Trackhouse Racing	APRILIA	1'28.498	8	9	1.202 0.020	344.0
7	21 Franco MORBIDELLI	ITA	Prima Pramac Racing	DUCATI	1'28.622	9	9	1.326 0.124	341.8
8	73 Alex MARQUEZ	SPA	Gresini Racing MotoGP	DUCATI	1'29.009	4	8	1.713 0.387	344.0
9	42 Alex RINS	SPA	Monster Energy Yamaha MotoGP	YAMAHA	1'29.059	7	7	1.763 0.050	336.5
10	23 Enea BASTIANINI	ITA	Ducati Lenovo Team	DUCATI	1'29.996	2	8	2.700 0.937	347.3
11	33 Brad BINDER	RSA	Red Bull KTM Factory Racing	KTM	1'30.290	3	7	2.994 0.294	340.7
12	49 Fabio DI GIANNANTONIO	ITA	Pertamina Enduro VR46 Racing Te	DUCATI	1'30.336	6	6	3.040 0.046	338.6

Practice condition: Dry

Air: 14°

Humidity: 80%

Ground: 22°

Fastest Lap:	Lap: 8	Jorge MARTIN	1'27.296	183.4 Km/h
Best Race Lap:	2013	Marc MARQUEZ	1'28.108	181.7 Km/h
All-Time Lap Record:	2023	Jorge MARTIN	1'27.246	183.5 Km/h

The results are provisional until the end of the limit for protest and appeals.


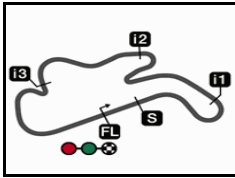
Time limit for protest expires 60' after publication of the results - Time:

These data/results cannot be reproduced, stored and/or transmitted in whole or in part by any manner of electronic, mechanical, photocopying, recording, broadcasting or otherwise now known or herein after developed without the previous express consent by the copyright owner, except for reproduction in daily press and regular printed publications on sale to the public within 60 days of the event related to those data/results and always provided that copyright symbol appears together as follows below.

© DORNA, 2024

Official MotoGP Timing by **TISSOT**
www.motogp.com**Phillip Island, Saturday, October 19, 2024**

Phillip Island

Results and timing service provided by **MotoGP™**

4448 m.

QATAR AIRWAYS AUSTRALIAN MOTORCYCLE GRAND PRIX**Qualifying Nr. 2****Top Speed & Average****21**

<i>Rider</i>	<i>Nation</i>	<i>Motorcycle</i>	<i>Top 5 speeds</i>					<i>Average</i>	<i>Top</i>
12 Maverick VIÑALES	SPA	APRILIA	350.6	346.1	345.0	344.0	342.9	345.7	350.6
23 Enea BASTIANINI	ITA	DUCATI	347.3	345.0	344.0	344.0	342.9	344.6	347.3
89 Jorge MARTIN	SPA	DUCATI	347.3	346.1	345.0	345.0	345.0	345.7	347.3
93 Marc MARQUEZ	SPA	DUCATI	346.1	341.8	341.8	339.6	339.6	341.8	346.1
1 Francesco BAGNAIA	ITA	DUCATI	345.0	342.9	342.9	341.8	341.8	342.9	345.0
25 Raul FERNANDEZ	SPA	APRILIA	344.0	341.8	340.7	336.5	328.3	338.3	344.0
72 Marco BEZZECCHI	ITA	DUCATI	344.0	344.0	342.9	341.8	340.7	342.4	344.0
73 Alex MARQUEZ	SPA	DUCATI	344.0	340.7	338.6	338.6	335.4	339.5	344.0
21 Franco MORBIDELLI	ITA	DUCATI	341.8	340.7	339.6	338.6	337.5	339.0	341.8
33 Brad BINDER	RSA	KTM	340.7	339.6	339.6	337.5	337.5	339.0	340.7
49 Fabio DI GIANNANTONIO	ITA	DUCATI	338.6	331.3	329.3	325.4		331.2	338.6
42 Alex RINS	SPA	YAMAHA	336.5	333.4	333.4	331.3	323.4	331.6	336.5

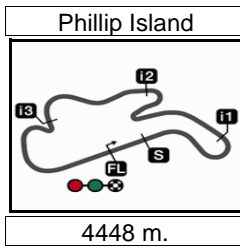
These data/results cannot be reproduced, stored and/or transmitted in whole or in part by any manner of electronic, mechanical, photocopying, recording, broadcasting or otherwise now known or herein after developed without the previous express consent by the copyright owner, except for reproduction in daily press and regular printed publications on sale to the public within 60 days of the event related to those data/results and always provided that copyright symbol appears together as follows below.

© DORNA, 2024

Official MotoGP Timing by TISSOT
www.motogp.com



Phillip Island, Saturday, October 19, 2024



Results and timing service provided by TISSOT

MotoGP™

QATAR AIRWAYS AUSTRALIAN MOTORCYCLE GRAND PRIX
Qualifying Nr. 2
Chronological Analysis of Performances

22

* Lap / Sector time cancelled T1 Time from finish line to 1st intermediate T3 Time from 2nd intermed. to 3rd intermed.
P Crossing the finish line in pit lane T2 Time from 1st intermed. to 2nd intermed. T4 Time from 3rd intermediate to finish line
**Tyre data subject to further updates

Lap	Lap Time	T1	T2	T3	T4	Speed	Lap	Lap Time	T1	T2	T3	T4	Speed	
1st	89	Jorge MARTIN		DUCATI		SPA	Run #	2	Front Tyre	Slick-Medium	Rear Tyre	Slick-Soft		
		Prima Pramac Racing							New Tyre			New Tyre		
		Runs=2	Total laps=9	Full laps=6	Valid laps=6		6	1'40.004	31.359	26.502	17.395	24.748		
		Run #	1	Front Tyre	Slick-Hard	Rear Tyre	Slick-Soft	7	1'30.630	22.155	26.298	17.270	24.907	346.1
				New Tyre		New Tyre		8	1'30.163	20.920	26.214	17.937	25.092	350.6
1	1'51.507	35.125	28.813	18.191	25.602									
2	1'29.931	21.828	26.162	17.246	24.695	337.5								
3	1'28.365	21.171	25.513	17.087	24.594	345.0								
4	1'28.106	21.117	25.448	17.000	24.541	344.0								
5	1'30.333 P	23.188	27.798	17.759	21.588	345.0								
4th	72	Marco BEZZECCHI		DUCATI		ITA	Run #	1	Front Tyre	Slick-Medium	Rear Tyre	Slick-Soft		
		Pertamina Enduro VR46 Racing Team							New Tyre			New Tyre		
		Runs=2	Total laps=9	Full laps=6	Valid laps=6		1	1'58.919	33.034	28.964	19.193	26.643		
		Run #	2	Front Tyre	Slick-Medium	Rear Tyre	Slick-Soft	2	1'32.264	22.150	26.798	17.936	25.380	337.5
				New Tyre		New Tyre		3	1'31.068	21.869	26.251	17.576	25.372	340.7
		5 Laps at start						4	1'29.227	21.294	25.876	17.115	24.942	341.8
6	1'39.514	31.267	26.298	17.306	24.643			5	1'26.251 P	21.568	26.148	17.679	20.856	340.7
7	1'31.658	20.883	25.564	19.119	26.092	345.0								
8	1'27.296	20.695	25.383	16.860	24.358	347.3								
9	1'45.841	28.091	29.527	20.531	27.692	346.1								
5th	1	Francesco BAGNAIA		DUCATI		ITA	Run #	2	Front Tyre	Slick-Medium	Rear Tyre	Slick-Soft		
		Ducati Lenovo Team							New Tyre			New Tyre		
		Runs=2	Total laps=8	Full laps=5	Valid laps=4		1	2'17.553	33.602	27.279	18.281	25.514		
		Run #	1	Front Tyre	Slick-Medium	Rear Tyre	Slick-Soft	2	1'30.497	21.832	26.011	17.594	25.060	337.5
				New Tyre		New Tyre		3	1'30.891 *	21.629*	25.894	17.392	25.976	341.8
		5 Laps at start						4	1'28.897	21.191	25.677	17.259	24.770	345.0
6	1'56.597	32.369	27.369	17.998	38.861			5	1'34.639 P	21.530	33.084	18.219	21.806	342.9
7	1'37.861	22.337	32.973	17.392	25.159	339.6								
8	1'28.202	21.082	25.572	17.125	24.423	346.1								
9	1'27.890	21.053	25.352	17.012	24.473	341.8								
6th	25	Raul FERNANDEZ		APRILIA		SPA	Run #	2	Front Tyre	Slick-Hard	Rear Tyre	Slick-Soft		
		Trackhouse Racing							New Tyre			New Tyre		
		Runs=2	Total laps=9	Full laps=6	Valid laps=5		1	2'12.825	33.210	32.240	18.733	25.765		
		Run #	1	Front Tyre	Slick-Soft	Rear Tyre	Slick-Soft	2	1'30.929	21.670	26.368	17.544	25.347	328.3
				New Tyre		New Tyre								
6	1'41.317	32.436	26.369	17.542	24.970									
7	1'29.026	21.087	26.072	17.126	24.741	342.9								
8	1'28.478	20.951	25.625	17.158	24.744	341.8								

Fastest Lap: Jorge MARTIN Prima Pramac Racing SPA **1'27.296** 20.695 25.383 16.860 24.358

These data/results cannot be reproduced, stored and/or transmitted in whole or in part by any manner of electronic, mechanical, photocopying, recording, broadcasting or otherwise now known or herein after developed without the previous express consent by the copyright owner, except for reproduction in daily press and regular printed publications on sale to the public within 60 days of the event related to those data/results and always provided that copyright symbol appears together as follows below.
© DORNA, 2024



Qualifying Nr. 2

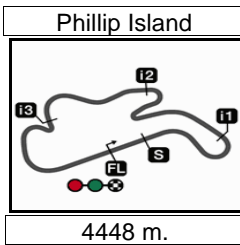
MotoGP

Lap	Lap Time	T1	T2	T3	T4	Speed	Lap	Lap Time	T1	T2	T3	T4	Speed
3	1'31.866 *	22.079*	26.426	17.864	25.497	321.5	7	1'29.059	21.243	25.727	17.224	24.865	333.4
4	1'28.604	21.277	25.658	17.035	24.634	336.5	10th 23 Enea BASTIANINI DUCATI ITA Ducati Lenovo Team Runs=2 Total laps=8 Full laps=5 Valid laps=4						
5	1'28.903 P	21.326	28.515	17.826	21.236	340.7	Run # 1 Front Tyre Slick-Medium Rear Tyre Slick-Soft 7 Laps at start New Tyre						
Run # 2		Front Tyre Slick-Soft		Rear Tyre Slick-Soft									
		5 Laps at start		New Tyre									
6	2'03.950	37.525	27.253	19.518	39.654		1	2'18.593	33.361	27.133	18.104	25.494	
7	1'36.631	22.083	32.195	17.289	25.064	326.3	2	1'29.996	21.586	25.870	17.450	25.090	344.0
8	1'28.498	21.277	25.637	17.059	24.525	344.0	3	1'29.804 *	21.428*	25.960	17.367	25.049	344.0
9	1'28.500	21.054	25.667	16.984	24.795	341.8	4	1'30.649	21.099	26.761	17.504	25.285	342.9
7th 21 Franco MORBIDELLI DUCATI ITA Prima Pramac Racing Runs=2 Total laps=9 Full laps=6 Valid laps=6													
Run # 1		Front Tyre Slick-Medium		Rear Tyre Slick-Soft									
		New Tyre		New Tyre									
1	1'52.252	35.147	29.010	18.312	25.899		Run # 2 Front Tyre Slick-Hard Rear Tyre Slick-Soft New Tyre New Tyre						
2	1'32.015	21.821	27.135	17.792	25.267	337.5	6	1'59.503	34.208	27.295	17.842	40.158	
3	1'29.641	21.553	26.024	17.205	24.859	337.5	7	1'36.462	22.191	31.172	17.471	25.628	338.6
4	1'31.773 P	23.179	28.453	17.705	22.436	340.7	8	1'31.191	21.229	27.666	17.359	24.937	347.3
Run # 2		Front Tyre Slick-Medium		Rear Tyre Slick-Soft									
		4 Laps at start		New Tyre									
5	1'43.147	33.181	27.036	17.890	25.040		11th 33 Brad BINDER KTM RSA Red Bull KTM Factory Racing Runs=2 Total laps=7 Full laps=4 Valid laps=4						
6	1'30.331	21.350	26.412	17.489	25.080	337.5	Run # 1 Front Tyre Slick-Medium Rear Tyre Slick-Soft New Tyre New Tyre						
7	1'29.502	21.436	25.986	17.355	24.725	338.6	1	1'55.429	34.129	29.121	18.731	26.885	
8	1'28.851	21.172	25.735	17.076	24.868	341.8	2	1'32.925	22.128	27.603	17.669	25.525	337.5
9	1'28.622	21.210	25.635	17.089	24.688	339.6	3	1'30.290	21.689	25.969	17.438	25.194	337.5
Run # 2		Front Tyre Slick-Medium		Rear Tyre Slick-Soft									
		4 Laps at start		New Tyre									
5	2'11.700	40.374	32.830	18.252	40.244		Run # 2 Front Tyre Slick-Medium Rear Tyre Slick-Soft 4 Laps at start New Tyre						
6	1'34.438	22.457	28.874	17.602	25.505	339.6	5	2'11.700	40.374	32.830	18.252	40.244	
7	1'36.043	27.482	26.118	17.383	25.060	340.7	6	1'34.438	22.457	28.874	17.602	25.505	339.6
Run # 1		Front Tyre Slick-Medium		Rear Tyre Slick-Soft									
		New Tyre		New Tyre									
1	2'12.424	33.178	27.894	18.541	26.018		12th 49 Fabio DI GIANNANTONI DUCATI ITA Pertamina Enduro VR46 Racing Team Runs=2 Total laps=6 Full laps=3 Valid laps=3						
2	1'31.180	21.933	26.413	17.520	25.314	335.4	Run # 1 Front Tyre Slick-Medium Rear Tyre Slick-Soft New Tyre New Tyre						
3	1'31.238 *	21.641*	26.357	17.615	25.625	340.7	1	1'56.100	35.034	29.044	18.302	29.637	
4	1'29.009	21.281	25.818	17.085	24.825	338.6	2	1'31.593	22.017	26.373	17.565	25.638	325.4
5	1'29.133 P	22.251	27.302	18.303	21.277	338.6	3	7'35.592 P					338.6
Run # 2		Front Tyre Slick-Medium		Rear Tyre Slick-Soft									
		5 Laps at start		New Tyre									
6	1'58.134	33.521	27.549	18.332	38.732		Run # 2 Front Tyre Slick-Soft Rear Tyre Slick-Soft New Tyre New Tyre						
7	1'38.629	22.504	28.144	17.868	30.113	324.4	4	1'46.372	34.359	27.730	18.321	25.962	
8	1'30.599	21.703	26.238	17.486	25.172	344.0	5	1'30.780	21.973	26.170	17.544	25.093	331.3
Run # 1		Front Tyre Slick-Soft		Rear Tyre Slick-Soft									
		New Tyre		New Tyre									
1	1'54.623	34.639	28.873	18.829	26.685		9th 42 Alex RINS YAMAHA SPA Monster Energy Yamaha MotoGP Team Runs=2 Total laps=7 Full laps=4 Valid laps=4						
2	1'33.504	22.581	26.574	18.081	26.268	323.4	Run # 1 Front Tyre Slick-Soft Rear Tyre Slick-Soft 4 Laps at start New Tyre						
3	1'31.197	22.189	26.221	17.504	25.283	331.3	1	1'54.623	34.639	28.873	18.829	26.685	
4	1'31.547 P	23.361	28.636	17.864	21.686	333.4	2	1'33.504	22.581	26.574	18.081	26.268	323.4
Run # 2		Front Tyre Slick-Soft		Rear Tyre Slick-Soft									
		4 Laps at start		New Tyre									
5	1'42.282	32.414	26.947	17.780	25.141		3	1'31.197	22.189	26.221	17.504	25.283	331.3
6	1'29.758	21.567	25.849	17.301	25.041	336.5	4	1'31.547 P	23.361	28.636	17.864	21.686	333.4

Fastest Lap: Jorge MARTIN Prima Pramac Racing SPA 1'27.296 20.695 25.383 16.860 24.358

These data/results cannot be reproduced, stored and/or transmitted in whole or in part by any manner of electronic, mechanical, photocopying, recording, broadcasting or otherwise now known or herein after developed without the previous express consent by the copyright owner, except for reproduction in daily press and regular printed publications on sale to the public within 60 days of the event related to those data/results and always provided that copyright symbol appears together as follows below.
© DORNA, 2024





Results and timing service provided by **TISSOT**

Revised
MotoGP™

QATAR AIRWAYS AUSTRALIAN MOTORCYCLE GRAND PRIX
Provisional Starting Grid

Race : 27 laps = 120.096 km

23



1	1 1'27.296 89 Jorge MARTIN Ducati	2 1'27.890 93 Marc MARQUEZ Ducati	3 1'27.991 12 Maverick VIÑALES Aprilia
2	4 1'28.375 72 Marco BEZZECCHI Ducati	5 1'28.478 1 Francesco BAGNAIA Ducati	6 1'28.498 25 Raul FERNANDEZ Aprilia
3	7 1'28.622 21 Franco MORBIDELLI Ducati	8 1'29.009 73 Alex MARQUEZ Ducati	9 1'29.059 42 Alex RINS Yamaha
4	10 1'29.996 23 Enea BASTIANINI Ducati	11 1'30.290 33 Brad BINDER KTM	12 1'30.336 49 Fabio DI GIANNANTONIO Ducati
5	13 1'29.727 10 Luca MARINI Honda	14 1'29.786 5 Johann ZARCO Honda	15 1'29.817 31 Pedro ACOSTA KTM
6	16 1'29.909 43 Jack MILLER KTM	17 1'30.149 37 Augusto FERNANDEZ KTM	18 1'30.448 36 Joan MIR Honda
7	19 1'30.635 20 Fabio QUARTARARO Yamaha	20 1'31.808 41 Aleix ESPARGARO Aprilia	21 1'32.213 32 Lorenzo SAVADORI Aprilia
8	22 1'31.835 30 Takaaki NAKAGAMI Honda		

FIM MotoGP Stewards long lap penalty for rider #73 & grid penalty for rider #30

The results are provisional until the end of the limit for protest and appeals and until the ratification of the Event Management Committee.

Time limit for protest expires 60' at the latest after publication of the results - Time:

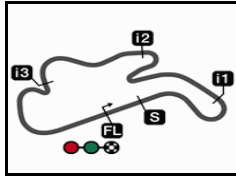
These data/results cannot be reproduced, stored and/or transmitted in whole or in part by any manner of electronic, mechanical, photocopying, recording, broadcasting or otherwise now known or herein after developed without the previous express consent by the copyright owner, except for reproduction in daily press and regular printed publications on sale to the public within 60 days of the event related to those data/results and always provided that copyright symbol appears together as follows below.

© DORNA, 2024

Official MotoGP Timing by **TISSOT**
www.motogp.com



Phillip Island, Saturday, October 19, 2024



4448 m.

QATAR AIRWAYS AUSTRALIAN MOTORCYCLE GRAND PRIX

MotoGP™

BMW M Award - Best Qualifier MotoGP 2024

24

Rider	Nation	Points	QAT	POR	AME	SPA	FRA	CAT	ITA	NED	GER	GBR	AUT	ARA	RSM	EMI	INA	JPN	AUS	THA	MAL	VAL
1 MARTIN Jorge	SPA	310	25	16	10	16	25	9	25	20	25	13	25	13	13	20	25	5	25			
2 BAGNAIA Francesco	ITA	294	11	13	13	9	20	20	20	25	13	20	20	16	25	25	13	20	11			
3 VIÑALES Maverick	SPA	190	6	20	25	5	16	4	16	16	9	8	10	4	5	8	6	16	16			
4 MARQUEZ Marc	SPA	186	10	8	16	25	3	2	13	9	3	9	16	25	7	9	4	7	20			
5 ACOSTA Pedro	SPA	178	8	9	20	6	9	11	9	6	6	7	3	20	11	11	16	25	1			
6 BASTIANINI Enea	ITA	174	16	25	11	7	6	5	11	5	7	16	9	2	8	16	11	13	6			
7 ESPARGARO Aleix	SPA	144	20	3	9	4	10	25	7	11	-	25	13	5	3	5	3	1	-			
8 BEZZECCHI Marco	ITA	134	1	10	6	20	11	-	-	1	4	4	7	3	16	10	20	8	13			
9 MORBIDELLI Franco	ITA	129	-	-	7	8	7	6	10	8	10	3	8	10	20	6	7	10	9			
10 BINDER Brad	RSA	123	13	6	-	13	-	13	3	7	5	10	5	9	10	13	-	11	5			
11 MARQUEZ Alex	SPA	113	7	4	4	10	-	3	8	13	11	11	6	11	9	-	2	6	8			
12 DI GIANNANTONIO Fabio	ITA	105	9	2	8	11	13	10	2	10	8	6	-	-	2	3	8	9	4			
13 FERNANDEZ Raul	SPA	78	4	-	3	-	2	16	4	4	16	2	-	7	-	2	5	3	10			
14 MILLER Jack	AUS	59	5	11	5	1	5	7	-	2	-	5	11	1	4	-	-	2	-			
15 OLIVEIRA Miguel	POR	54	2	1	2	2	4	1	5	-	20	1	4	8	-	4	-	-	-			
16 QUARTARARO Fabio	FRA	50	-	7	-	-	8	-	1	3	2	-	2	-	6	7	10	4	-			
17 RINS Alex	SPA	28	-	5	1	-	-	8	6	-	-	-	-	-	-	-	1	-	7			
18 ZARCO Johann	FRA	25	3	-	-	3	1	-	-	-	-	-	-	6	1	-	9	-	2			
19 MARINI Luca	ITA	4	-	-	-	-	-	-	-	-	-	-	-	-	-	1	-	-	3			
20 FERNANDEZ Augusto	SPA	2	-	-	-	-	-	-	-	-	1	-	1	-	-	-	-	-	-			

These data/results cannot be reproduced, stored and/or transmitted in whole or in part by any manner of electronic, mechanical, photocopying, recording, broadcasting or otherwise now known or herein after developed without the previous express consent by the copyright owner, except for reproduction in daily press and regular printed publications on sale to the public within 60 days of the event related to those data/results and always provided that copyright symbol appears together as follows below.
© DORNA, 2024


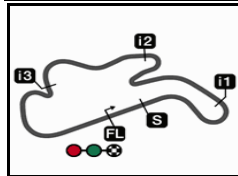
Official MotoGP Timing by TISSOT

www.motogp.com

Phillip Island, Saturday, October 19, 2024



Phillip Island

Results and timing service provided by **MotoGP™**

4448 m.

QATAR AIRWAYS AUSTRALIAN MOTORCYCLE GRAND PRIX

After the Qualifying Nr. 2

Event Best Maximum Speed

<i>Rider</i>	<i>Nation Team</i>	<i>Motorcycle</i>	<i>Km/h</i>	
12 Maverick VIÑALES	SPA Aprilia Racing	APRILIA	350.6	Qualifying Nr. 2
89 Jorge MARTIN	SPA Prima Pramac Racing	DUCATI	347.3	Qualifying Nr. 2
23 Enea BASTIANINI	ITA Ducati Lenovo Team	DUCATI	347.3	Qualifying Nr. 2
93 Marc MARQUEZ	SPA Gresini Racing MotoGP	DUCATI	346.1	Qualifying Nr. 2
1 Francesco BAGNAIA	ITA Ducati Lenovo Team	DUCATI	345.0	Qualifying Nr. 2
33 Brad BINDER	RSA Red Bull KTM Factory Racing	KTM	344.0	Practice
73 Alex MARQUEZ	SPA Gresini Racing MotoGP	DUCATI	344.0	Qualifying Nr. 2
72 Marco BEZZECCHI	ITA Pertamina Enduro VR46 Racing T	DUCATI	344.0	Qualifying Nr. 2
25 Raul FERNANDEZ	SPA Trackhouse Racing	APRILIA	344.0	Qualifying Nr. 2
5 Johann ZARCO	FRA CASTROL Honda LCR	HONDA	342.9	Practice
37 Augusto FERNANDEZ	SPA Red Bull GASGAS Tech3	KTM	342.9	Practice
10 Luca MARINI	ITA Repsol Honda Team	HONDA	341.8	Practice
21 Franco MORBIDELLI	ITA Prima Pramac Racing	DUCATI	341.8	Qualifying Nr. 2
31 Pedro ACOSTA	SPA Red Bull GASGAS Tech3	KTM	341.8	Qualifying Nr. 1
36 Joan MIR	SPA Repsol Honda Team	HONDA	340.7	Practice
41 Aleix ESPARGARO	SPA Aprilia Racing	APRILIA	340.7	Practice
42 Alex RINS	SPA Monster Energy Yamaha MotoGP	YAMAHA	339.6	Practice
43 Jack MILLER	AUS Red Bull KTM Factory Racing	KTM	339.6	Practice
32 Lorenzo SAVADORI	ITA Trackhouse Racing	APRILIA	339.6	Practice
49 Fabio DI GIANNANTONIO	ITA Pertamina Enduro VR46 Racing T	DUCATI	338.6	Qualifying Nr. 2
30 Takaaki NAKAGAMI	JPN IDEMITSU Honda LCR	HONDA	334.4	Practice
20 Fabio QUARTARARO	FRA Monster Energy Yamaha MotoGP	YAMAHA	333.4	Qualifying Nr. 1

These data/results cannot be reproduced, stored and/or transmitted in whole or in part by any manner of electronic, mechanical, photocopying, recording, broadcasting or otherwise now known or herein after developed without the previous express consent by the copyright owner, except for reproduction in daily press and regular printed publications on sale to the public within 60 days of the event related to those data/results and always provided that copyright symbol appears together as follows below.


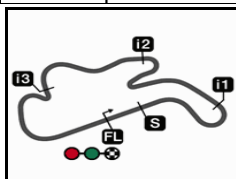
© DORNA, 2024

Official MotoGP Timing by TISSOT
www.motogp.com



Phillip Island, Saturday, October 19, 2024

Phillip Island

Results and timing service provided by  TISSOT

4448 m.

QATAR AIRWAYS AUSTRALIAN MOTORCYCLE GRAND PRIX

Qualifying Nr. 2

Best Partial Times

MotoGP™

IT Ideal Lap Time, sum of the best partial times

BT Best Lap Time

<i>T1</i>		<i>T2</i>		<i>T3</i>		<i>T4</i>				<i>IT</i>	<i>BT</i>	
<i>Pos</i>	<i>Rider</i>	<i>Time</i>	<i>Rider</i>	<i>Time</i>	<i>Rider</i>	<i>Time</i>	<i>Rider</i>	<i>Time</i>	<i>Pos</i>	<i>Rider</i>		
1	J.MARTIN	20.695	M.MARQUEZ	25.352	J.MARTIN	16.860	J.MARTIN	24.358	1	J.MARTIN	1'27.296	1'27.296 (1)
2	M.VIÑALES	20.907	J.MARTIN	25.383	M.BEZZECCHI	16.975	M.MARQUEZ	24.423	2	M.MARQUEZ	1'27.840	1'27.890 (2)
3	F.BAGNAIA	20.951	M.VIÑALES	25.588	R.FERNANDEZ	16.984	M.VIÑALES	24.510	3	M.VIÑALES	1'27.991	1'27.991 (3)
4	E.BASTIANINI	21.003	M.BEZZECCHI	25.593	M.VIÑALES	16.986	R.FERNANDEZ	24.525	4	R.FERNANDEZ	1'28.200	1'28.498 (6)
5	M.MARQUEZ	21.053	F.BAGNAIA	25.625	M.MARQUEZ	17.012	F.MORBIDELLI	24.688	5	M.BEZZECCHI	1'28.338	1'28.375 (4)
6	R.FERNANDEZ	21.054	F.MORBIDELLI	25.635	F.MORBIDELLI	17.076	M.BEZZECCHI	24.713	6	F.BAGNAIA	1'28.443	1'28.478 (5)
7	M.BEZZECCHI	21.057	R.FERNANDEZ	25.637	A.MARQUEZ	17.085	F.BAGNAIA	24.741	7	F.MORBIDELLI	1'28.571	1'28.622 (7)
8	F.MORBIDELLI	21.172	A.RINS	25.727	F.BAGNAIA	17.126	A.MARQUEZ	24.825	8	A.MARQUEZ	1'29.009	1'29.009 (8)
9	A.RINS	21.243	A.MARQUEZ	25.818	A.RINS	17.224	A.RINS	24.865	9	A.RINS	1'29.059	1'29.059 (9)
10	A.MARQUEZ	21.281	E.BASTIANINI	25.870	E.BASTIANINI	17.359	F.DI GIANNANTO	24.916	10	E.BASTIANINI	1'29.169	1'29.996 (10)
11	B.BINDER	21.689	B.BINDER	25.969	B.BINDER	17.383	E.BASTIANINI	24.937	11	B.BINDER	1'30.101	1'30.290 (11)
12	F.DI GIANNANTO	21.962	F.DI GIANNANTO	26.067	F.DI GIANNANTO	17.391	B.BINDER	25.060	12	F.DI GIANNANTO	1'30.336	1'30.336 (12)


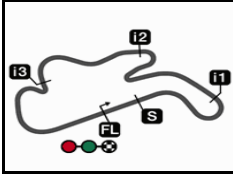
These data/results cannot be reproduced, stored and/or transmitted in whole or in part by any manner of electronic, mechanical, photocopying, recording, broadcasting or otherwise now known or herein after developed without the previous express consent by the copyright owner, except for reproduction in daily press and regular printed publications on sale to the public within 60 days of the event related to those data/results and always provided that copyright symbol appears together as follows below.

© DORNA, 2024

Official MotoGP Timing by TISSOT
www.motogp.com



Phillip Island


Results and timing service provided by **MotoGP™**

4448 m.

QATAR AIRWAYS AUSTRALIAN MOTORCYCLE GRAND PRIX

Qualifying Nr. 2

Fastest Laps Sequence

<i>Practice Time</i>	 <i>Rider</i>	<i>Nation</i>	<i>Motorcycle</i>	<i>Time</i>	<i>Km/h</i>	<i>Rider's Lap</i>
3'21.438	89 Jorge MARTIN	SPA	DUCATI	1'29.931	178.0	2
4'49.803	89 Jorge MARTIN	SPA	DUCATI	1'28.365	181.2	3
6'17.909	89 Jorge MARTIN	SPA	DUCATI	1'28.106	181.7	4
6'19.547	12 Maverick VIÑALES	SPA	APRILIA	1'27.991	181.9	4
14'05.402	89 Jorge MARTIN	SPA	DUCATI	1'27.296	183.4	8

These data/results cannot be reproduced, stored and/or transmitted in whole or in part by any manner of electronic, mechanical, photocopying, recording, broadcasting or otherwise now known or herein after developed without the previous express consent by the copyright owner, except for reproduction in daily press and regular printed publications on sale to the public within 60 days of the event related to those data/results and always provided that copyright symbol appears together as follows below.

© DORNA, 2024

Official MotoGP Timing by **TISSOT**
www.motogp.com



Phillip Island, Saturday, October 19, 2024