


4448 m.

QATAR AIRWAYS AUSTRALIAN MOTORCYCLE GRAND PRIX

Practice

Classification

6

	Rider	Nation	Team	Motorcycle	Time	Lap	Total	Gap	Top Speed
1	93 Marc MARQUEZ	SPA	Gresini Racing MotoGP	DUCATI	1'27.770	19	24		335.4
2	73 Alex MARQUEZ	SPA	Gresini Racing MotoGP	DUCATI	1'27.872	25	25	0.102 0.102	338.6
3	72 Marco BEZZECCHI	ITA	Pertamina Enduro VR46 Racing Te	DUCATI	1'27.958	24	26	0.188 0.086	342.9
4	89 Jorge MARTIN	SPA	Prima Pramac Racing	DUCATI	1'27.967	22	26	0.197 0.009	345.0
5	1 Francesco BAGNAIA	ITA	Ducati Lenovo Team	DUCATI	1'28.013	20	22	0.243 0.046	345.0
6	12 Maverick VIÑALES	SPA	Aprilia Racing	APRILIA	1'28.160	22	27	0.390 0.147	340.7
7	33 Brad BINDER	RSA	Red Bull KTM Factory Racing	KTM	1'28.265	23	25	0.495 0.105	344.0
8	49 Fabio DI GIANNANTONIO	ITA	Pertamina Enduro VR46 Racing Te	DUCATI	1'28.312	19	23	0.542 0.047	338.6
9	21 Franco MORBIDELLI	ITA	Prima Pramac Racing	DUCATI	1'28.320	28	28	0.550 0.008	340.7
10	42 Alex RINS	SPA	Monster Energy Yamaha MotoGP	YAMAHA	1'28.428	23	25	0.658 0.108	339.6
11	20 Fabio QUARTARARO	FRA	Monster Energy Yamaha MotoGP	YAMAHA	1'28.443	24	25	0.673 0.015	333.4
12	43 Jack MILLER	AUS	Red Bull KTM Factory Racing	KTM	1'28.469	21	24	0.699 0.026	339.6
13	31 Pedro ACOSTA	SPA	Red Bull GASGAS Tech3	KTM	1'28.528	21	24	0.758 0.059	341.8
14	5 Johann ZARCO	FRA	CASTROL Honda LCR	HONDA	1'28.576	20	24	0.806 0.048	342.9
15	37 Augusto FERNANDEZ	SPA	Red Bull GASGAS Tech3	KTM	1'28.628	20	22	0.858 0.052	342.9
16	23 Enea BASTIANINI	ITA	Ducati Lenovo Team	DUCATI	1'28.759	19	26	0.989 0.131	345.0
17	36 Joan MIR	SPA	Repsol Honda Team	HONDA	1'28.773	25	25	1.003 0.014	340.7
18	41 Aleix ESPARGARO	SPA	Aprilia Racing	APRILIA	1'28.782	24	26	1.012 0.009	340.7
19	10 Luca MARINI	ITA	Repsol Honda Team	HONDA	1'28.820	21	26	1.050 0.038	341.8
20	30 Takaaki NAKAGAMI	JPN	IDEMITSU Honda LCR	HONDA	1'29.293	27	27	1.523 0.473	334.4
21	32 Lorenzo SAVADORI	ITA	Trackhouse Racing	APRILIA	1'29.869	15	21	2.099 0.576	339.6
22	25 Raul FERNANDEZ	SPA	Trackhouse Racing	APRILIA	1'30.058	10	11	2.288 0.189	333.4

Practice condition: Dry

Air: 20°

Humidity: 82%

Ground: 27°

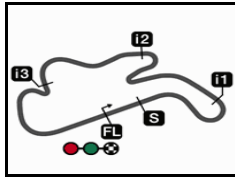
Fastest Lap:	Lap: 19	Marc MARQUEZ	1'27.770	182.4 Km/h
Best Race Lap:	2013	Marc MARQUEZ	1'28.108	181.7 Km/h
All-Time Lap Record:	2023	Jorge MARTIN	1'27.246	183.5 Km/h

The results are provisional until the end of the limit for protest and appeals.

Time limit for protest expires 60' after publication of the results - Time:

These data/results cannot be reproduced, stored and/or transmitted in whole or in part by any manner of electronic, mechanical, photocopying, recording, broadcasting or otherwise now known or herein after developed without the previous express consent by the copyright owner, except for reproduction in daily press and regular printed publications on sale to the public within 60 days of the event related to those data/results and always provided that copyright symbol appears together as follows below.

© DORNA, 2024



4448 m.

QATAR AIRWAYS AUSTRALIAN MOTORCYCLE GRAND PRIX

Practice

Top Speed & Average

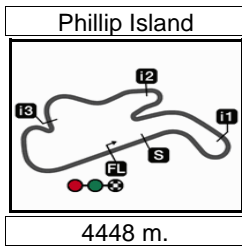
8



Rider	Nation	Motorcycle	Top 5 speeds					Average	Top
1 Francesco BAGNAIA	ITA	DUCATI	345.0	344.0	342.9	341.8	340.7	342.3	345.0
23 Enea BASTIANINI	ITA	DUCATI	345.0	344.0	342.9	342.9	341.8	343.3	345.0
89 Jorge MARTIN	SPA	DUCATI	345.0	344.0	341.8	341.8	341.8	342.6	345.0
33 Brad BINDER	RSA	KTM	344.0	344.0	344.0	342.9	342.9	343.4	344.0
5 Johann ZARCO	FRA	HONDA	342.9	338.6	338.6	337.5	335.4	337.7	342.9
37 Augusto FERNANDEZ	SPA	KTM	342.9	340.7	339.6	338.6	336.5	339.7	342.9
72 Marco BEZZECCHI	ITA	DUCATI	342.9	341.8	337.5	337.5	336.5	338.0	342.9
10 Luca MARINI	ITA	HONDA	341.8	340.7	340.7	340.7	336.5	338.7	341.8
31 Pedro ACOSTA	SPA	KTM	341.8	340.7	338.6	338.6	336.5	337.7	341.8
12 Maverick VIÑALES	SPA	APRILIA	340.7	339.6	338.6	338.6	338.6	339.2	340.7
21 Franco MORBIDELLI	ITA	DUCATI	340.7	339.6	339.6	337.5	337.5	338.4	340.7
36 Joan MIR	SPA	HONDA	340.7	340.7	339.6	339.6	339.6	340.0	340.7
41 Aleix ESPARGARO	SPA	APRILIA	340.7	339.6	336.5	336.5	335.4	336.9	340.7
32 Lorenzo SAVADORI	ITA	APRILIA	333.4	333.4	332.3	332.3	332.3	332.7	339.6
42 Alex RINS	SPA	YAMAHA	339.6	337.5	337.5	336.5	334.4	336.1	339.6
43 Jack MILLER	AUS	KTM	339.6	339.6	338.6	338.6	338.6	339.0	339.6
49 Fabio DI GIANNANTONIO	ITA	DUCATI	338.6	337.5	337.5	337.5	334.4	337.1	338.6
73 Alex MARQUEZ	SPA	DUCATI	338.6	336.5	335.4	334.4	334.4	335.6	338.6
93 Marc MARQUEZ	SPA	DUCATI	335.4	335.4	334.4	333.4	333.4	333.9	335.4
30 Takaaki NAKAGAMI	JPN	HONDA	334.4	332.3	332.3	332.3	332.3	332.7	334.4
20 Fabio QUARTARARO	FRA	YAMAHA	333.4	332.3	329.3	329.3	328.3	329.5	333.4
25 Raul FERNANDEZ	SPA	APRILIA	333.4	332.3	332.3	332.3	331.3	332.3	333.4

These data/results cannot be reproduced, stored and/or transmitted in whole or in part by any manner of electronic, mechanical, photocopying, recording, broadcasting or otherwise now known or herein after developed without the previous express consent by the copyright owner, except for reproduction in daily press and regular printed publications on sale to the public within 60 days of the event related to those data/results and always provided that copyright symbol appears together as follows below.

© DORNA, 2024



Results and timing service provided by TISSOT

MotoGP™

QATAR AIRWAYS AUSTRALIAN MOTORCYCLE GRAND PRIX
Practice
Chronological Analysis of Performances

9

* Lap / Sector time cancelled T1 Time from finish line to 1st intermediate T3 Time from 2nd intermed. to 3rd intermed.
P Crossing the finish line in pit lane T2 Time from 1st intermed. to 2nd intermed. T4 Time from 3rd intermediate to finish line
**Tyre data subject to further updates

Lap	Lap Time	T1	T2	T3	T4	Speed	Lap	Lap Time	T1	T2	T3	T4	Speed
1st	93	Marc MARQUEZ DUCATI SPA					5	1'30.106	21.487	26.146	17.258	25.215	331.3
		Gresini Racing MotoGP					6	1'30.120	21.345	26.056	17.282	25.437	332.3
		Runs=4 Total laps=24 Full laps=17 Valid laps=15					7	1'29.356	21.230	25.946	17.125	25.055	331.3
Run # 1	Front Tyre Slick-Medium		Rear Tyre Slick-Soft			8	1'28.812 P	21.244	26.669	17.895	23.004	334.4	
	New Tyre		New Tyre			Run # 2	Front Tyre Slick-Hard		Rear Tyre Slick-Medium				
1	1'54.663	35.002	29.138	18.904	26.928		New Tyre		New Tyre				
2	1'32.232	22.590	26.429	17.531	25.682	320.5	9	1'47.320	33.703	28.524	18.451	26.642	
3	1'30.882	21.864	26.125	17.361	25.532	331.3	10	1'33.009	22.085	26.952	17.993	25.979	330.3
4	1'29.982	21.573	25.851	17.369	25.189	332.3	11	1'32.305	21.528	26.400	18.615	25.762	331.3
5	1'29.413	21.356	25.746	17.319	24.992	333.4	12	1'30.172	21.373	26.052	17.373	25.374	330.3
6	1'33.757	22.304	27.216	18.255	25.982	335.4	13	1'29.789	21.363	25.966	17.345	25.115	329.3
7	1'29.151	21.276	25.737	17.137	25.001	333.4	14	1'29.335	21.260	25.876	17.174	25.025	332.3
8	1'29.020	21.257	25.467	17.267	25.029	333.4	15	1'29.481	21.241	25.945	17.226	25.069	332.3
9	1'32.582 P	22.920	28.521	18.550	22.591	332.3	16	1'29.312	21.241	25.847	17.196	25.028	332.3
Run # 2	Front Tyre Slick-Medium		Rear Tyre Slick-Soft			17	1'32.622 P	23.333	28.096	18.568	22.625	327.3	
	9 Laps at start		9 Laps at start			Run # 3	Front Tyre Slick-Medium		Rear Tyre Slick-Soft				
10	1'44.348	33.071	27.526	18.033	25.718		New Tyre		New Tyre				
11	1'30.517	21.375	26.422	17.438	25.282	332.3	18	1'46.231	33.859	27.968	17.996	26.408	
12	1'30.710	21.959	26.082	17.519	25.150	333.4	19	1'30.280	21.571	26.209	17.417	25.083	334.4
13	1'28.674	21.168	25.471	17.289	24.746	332.3	20	1'28.548	20.970	25.760	16.971	24.847	335.4
14	1'28.454	21.120	25.485	17.094	24.755	335.4	21	1'30.191 P	23.570	27.150	17.719	21.752	334.4
15	1'31.478 P	23.289	27.613	18.376	22.200	333.4	Run # 4	Front Tyre Slick-Medium		Rear Tyre Slick-Soft			
Run # 3	Front Tyre Slick-Medium		Rear Tyre Slick-Soft				4 Laps at start		New Tyre				
	New Tyre		New Tyre			22	1'44.315	33.845	27.140	17.806	25.524		
16	1'44.509	33.487	27.479	17.891	25.652	332.3	23	1'30.339 *	21.766*	26.008	17.448	25.117	333.4
17	1'30.252	21.935	26.066	17.298	24.953	332.3	24	1'29.366 *	20.916	25.854*	17.313	25.283	338.6
18	1'28.193	21.102	25.424	16.998	24.669	332.3	25	1'27.872	20.862	25.460	16.908	24.642	336.5
19	1'27.770	20.934	25.337	16.905	24.594	332.3							
20	1'32.440 P	23.497	28.069	18.276	22.598	334.4	3rd	72	Marco BEZZECCHI DUCATI ITA				
Run # 4	Front Tyre Slick-Medium		Rear Tyre Slick-Soft					Pertamina Enduro VR46 Racing Team					
	5 Laps at start		New Tyre					Runs=4 Total laps=26 Full laps=19 Valid laps=18					
21	1'43.724	33.197	27.148	17.848	25.531	333.4	Run # 1	Front Tyre Slick-Medium		Rear Tyre Slick-Soft			
22	1'30.212 *	21.673*	25.996	17.491	25.052	333.4		New Tyre		New Tyre			
23	1'29.242 *	20.934	25.767*	17.620	24.921	333.4	1	2'00.042	33.847	29.487	19.059	27.431	
24	1'32.676	20.989	25.781	19.945	25.961	333.4	2	1'35.536	22.782	27.289	18.513	26.952	313.1
2nd	73	Alex MARQUEZ DUCATI SPA					3	1'33.118	22.160	26.792	18.153	26.013	325.4
		Gresini Racing MotoGP					4	1'32.046	22.144	26.558	17.856	25.488	327.3
		Runs=4 Total laps=25 Full laps=18 Valid laps=16					5	1'29.843	21.415	25.964	17.313	25.151	335.4
Run # 1	Front Tyre Slick-Medium		Rear Tyre Slick-Soft			6	1'30.593	21.706	26.405	17.216	25.266	342.9	
	New Tyre		New Tyre			7	1'29.284 P	21.524	26.118	17.264	24.378	337.5	
1	1'55.979	35.021	30.430	19.184	27.287	333.4	Run # 2	Front Tyre Slick-Medium		Rear Tyre Slick-Soft			
2	1'34.363	22.834	27.301	17.979	26.249	291.2		7 Laps at start		7 Laps at start			
3	1'32.108	22.092	26.566	17.798	25.652	323.4	8	1'44.491	34.719	27.035	17.474	25.263	
4	1'30.959	21.724	26.440	17.431	25.364	330.3	9	1'29.813	21.547	26.017	17.213	25.036	336.5
							10	1'29.723	21.208	25.738	17.691	25.086	337.5

Fastest Lap: Marc MARQUEZ Gresini Racing MotoG SPA **1'27.770** 20.934 25.337 16.905 24.594

These data/results cannot be reproduced, stored and/or transmitted in whole or in part by any manner of electronic, mechanical, photocopying, recording, broadcasting or otherwise now known or herein after developed without the previous express consent by the copyright owner, except for reproduction in daily press and regular printed publications on sale to the public within 60 days of the event related to those data/results and always provided that copyright symbol appears together as follows below.
© DORNA, 2024



Practice

MotoGP

Lap	Lap Time	T1	T2	T3	T4	Speed	Lap	Lap Time	T1	T2	T3	T4	Speed
11	1'29.351	21.241	25.911	17.244	24.955	336.5	21	1'28.237	21.046	25.531	16.979	24.681	341.8
12	1'29.187	21.164	25.733	17.258	25.032	334.4	22	1'27.967	20.952	25.540	16.857	24.618	341.8
13	1'29.193	21.231	25.847	17.226	24.889	336.5	23	1'34.280 P	23.938	27.170	20.755	22.417	340.7
14	1'33.605 P	23.771	27.935	18.539	23.360	336.5	Run # 6 Front Tyre Slick-Hard Rear Tyre Slick-Soft 4 Laps at start New Tyre						
Run # 3 Front Tyre Slick-Hard Rear Tyre Slick-Medium New Tyre New Tyre						24	1'41.244	33.066	26.191	17.156	24.831		
15	1'48.682	36.471	28.241	18.404	25.566		25	1'28.266	20.911	25.804	16.997	24.554	341.8
16	1'30.964	21.867	26.279	17.616	25.202	330.3	26	1'33.546 *	21.070	27.877*	19.334	25.265	344.0
17	1'29.270	21.220	25.867	17.329	24.854	335.4	5th 1 Francesco BAGNAIA DUCATI ITA Ducati Lenovo Team Runs=6 Total laps=22 Full laps=11 Valid laps=7						
18	1'28.578	21.062	25.637	17.012	24.867	334.4	Run # 1 Front Tyre Slick-Medium Rear Tyre Slick-Soft New Tyre New Tyre						
19	1'28.765	21.169	25.605	17.118	24.873	334.4	1	2'27.295	35.256	29.588	20.080	28.292	
20	1'29.645 P	22.966	26.858	17.764	22.057	333.4	2	1'37.750 *	23.239	28.347*	18.898	27.266	323.4
Run # 4 Front Tyre Slick-Hard Rear Tyre Slick-Soft New Tyre New Tyre						3	1'31.068 P	22.511	27.337	18.389	22.831	329.3	
21	1'41.756	32.037	26.655	17.612	25.452		Run # 2 Front Tyre Slick-Medium Rear Tyre Slick-Soft 3 Laps at start 3 Laps at start						
22	1'29.238	21.404	25.691	17.194	24.949	336.5	4	1'47.631	34.339	28.194	18.626	26.472	
23	1'28.287	21.001	25.579	16.989	24.718	333.4	5	1'32.276 *	21.945	26.672	17.911	25.748*	335.4
24	1'27.958	20.948	25.396	16.946	24.668	335.4	6	1'35.932 P	23.268*	29.281*	19.607*	23.776	336.5
25	1'35.643	23.036	28.841	17.830	25.936	332.3	Run # 3 Front Tyre Slick-Medium Rear Tyre Slick-Soft 6 Laps at start 6 Laps at start						
26	1'39.481 *	24.985*	30.606	18.617	25.273	341.8	7	1'42.927	32.504	27.068	17.741	25.614	
unfinished	21.177	32.517	335.4	4th 89 Jorge MARTIN DUCATI SPA Prima Pramac Racing Runs=6 Total laps=26 Full laps=15 Valid laps=12									
Run # 1 Front Tyre Slick-Medium Rear Tyre Slick-Soft New Tyre New Tyre						8	1'30.430	21.462	26.238	17.362	25.368	337.5	
1	1'56.443	35.132	29.825	18.868	27.290		9	1'29.868	21.190	26.130	17.260	25.288	338.6
2	2'16.515 P	22.774	1'10.451	20.122	23.168	315.0	10	1'29.512	21.147	25.929	17.212	25.224	338.6
Run # 2 Front Tyre Slick-Medium Rear Tyre Slick-Soft 2 Laps at start 2 Laps at start						11	1'31.897 P	23.446	27.413	18.185	22.853	337.5	
3	1'47.947	34.929	28.575	18.272	26.171		Run # 4 Front Tyre Slick-Medium Rear Tyre Slick-Soft 11 Laps at start 11 Laps at start						
4	1'31.763 *	22.090	26.526	17.572	25.575*	329.3	12	1'44.611	34.965	26.959	17.538	25.149	
5	1'30.365 *	21.701	26.123	17.278	25.263*	330.3	13	1'29.134	21.188	25.823	17.153	24.970	340.7
6	1'32.429 P	24.043*	27.506*	18.787*	22.093	331.3	14	1'28.883	21.036	25.760	17.132	24.955	340.7
Run # 3 Front Tyre Slick-Medium Rear Tyre Slick-Soft 6 Laps at start 6 Laps at start						15	1'31.310 P	22.897	27.815	18.562	22.036	340.7	
7	1'41.299	32.082	26.397	17.529	25.291		Run # 5 Front Tyre Slick-Hard Rear Tyre Slick-Soft New Tyre New Tyre						
8	1'29.753	21.344	26.128	17.200	25.081	337.5	16	1'46.422	36.795	27.001	17.546	25.080	
9	1'29.226	21.230	25.887	17.099	25.010	333.4	17	1'28.712	21.107	25.734	17.049	24.822	342.9
10	1'29.029	21.214	25.787	17.104	24.924	339.6	18	1'31.687 P	25.761	27.073	17.552	21.301	338.6
11	1'33.966	21.224	29.033	18.478	25.231	337.5	Run # 6 Front Tyre Slick-Hard Rear Tyre Slick-Soft 3 Laps at start New Tyre						
12	1'29.178	21.337	25.765	17.109	24.967	338.6	19	1'41.437	32.456	26.752	17.245	24.984	
13	1'31.794 P	23.781	26.827	17.862	23.324	337.5	20	1'28.013	20.929	25.543	16.935	24.606	341.8
Run # 4 Front Tyre Slick-Medium Rear Tyre Slick-Soft 13 Laps at start 13 Laps at start						21	1'43.097 *	27.490*	28.424	21.408	25.775	344.0	
14	1'45.241	32.431	27.122	17.695	27.993		22	1'33.548 *	20.972	27.700*	19.287	25.589	345.0
15	1'28.798	21.313	25.751	17.077	24.657	341.8	6th 12 Maverick VIÑALES APRILIA SPA Aprilia Racing Runs=5 Total laps=27 Full laps=18 Valid laps=16						
16	1'28.818	21.088	25.843	17.064	24.823	345.0	Run # 1 Front Tyre Slick-Medium Rear Tyre Slick-Soft New Tyre New Tyre						
17	1'32.638	23.867	25.919	17.707	25.145	341.8	1	1'56.689	34.988	29.975	18.885	27.280	
18	1'28.599	21.135	25.665	17.005	24.794	335.4	2	1'35.368	22.775	27.852	18.023	26.718	310.4
19	1'31.352 P	22.808	28.003	17.851	22.690	336.5	3	1'31.698	22.134	26.555	17.615	25.394	333.4
Run # 5 Front Tyre Slick-Hard Rear Tyre Slick-Soft New Tyre New Tyre						4	1'30.276	21.424	26.185	17.360	25.307	340.7	
20	1'40.933	32.358	26.397	17.323	24.855								

Fastest Lap: Marc MARQUEZ Gresini Racing MotoG SPA **1'27.770** 20.934 25.337 16.905 24.594

These data/results cannot be reproduced, stored and/or transmitted in whole or in part by any manner of electronic, mechanical, photocopying, recording, broadcasting or otherwise now known or herein after developed without the previous express consent by the copyright owner, except for reproduction in daily press and regular printed publications on sale to the public within 60 days of the event related to those data/results and always provided that copyright symbol appears together as follows below.
© DORNA, 2024

Practice

MotoGP

Lap	Lap Time	T1	T2	T3	T4	Speed	Lap	Lap Time	T1	T2	T3	T4	Speed								
5	1'33.213	22.894	27.432	17.551	25.336	338.6	17	1'40.311	P	21.124	36.923	18.343	23.921	338.6							
6	1'29.383	21.162	25.916	17.211	25.094	337.5	Run # 3 Front Tyre Slick-Hard Rear Tyre Slick-Soft														
7	1'29.388	21.161	25.928	17.198	25.101	339.6	New Tyre New Tyre														
8	1'26.696	P	21.178	25.740	17.242	22.536	338.6	18	1'51.756	36.522	28.875	20.316	26.043								
Run # 2 Front Tyre Slick-Medium Rear Tyre Slick-Soft							Run # 4 Front Tyre Slick-Hard Rear Tyre Slick-Soft														
8 Laps at start							4 Laps at start														
8 Laps at start							New Tyre														
9	1'44.749	33.701	27.358	18.027	25.663		19	1'30.526	21.617	26.047	17.463	25.399	338.6								
10	1'30.756	21.695	26.499	17.418	25.144	330.3	20	1'28.598	21.139	25.580	17.044	24.835	338.6								
11	1'29.614	21.078	26.076	17.317	25.143	336.5	21	1'29.327	P	22.052	26.721	17.668	22.886	339.6							
12	1'29.366	21.293	25.981	17.102	24.990	332.3	Run # 4 Front Tyre Slick-Hard Rear Tyre Slick-Soft														
13	1'31.642	22.890	26.439	17.185	25.128	336.5	4 Laps at start New Tyre														
14	1'29.231	21.182	25.978	17.116	24.955	331.3	22	1'42.401	33.238	26.715	17.384	25.064									
15	1'30.480	P	21.378	28.223	18.738	22.141	332.3	23	1'28.265	21.099	25.505	17.033	24.628	342.9							
Run # 3 Front Tyre Slick-Medium Rear Tyre Slick-Soft							24							1'30.108	*	21.554*	26.197	17.343	25.014	344.0	
15 Laps at start							15 Laps at start							25	1'33.420	*	20.865	28.022*	19.047	25.486	342.9
16	1'43.878	32.700	27.234	17.606	26.338		8th 49 Fabio DI GIANNANTONI DUCATI ITA														
17	1'30.301	21.749	26.174	17.234	25.144	330.3	Pertamina Enduro VR46 Racing Team														
18	1'29.652	21.289	25.987	17.243	25.133	332.3	Runs=4 Total laps=23 Full laps=16 Valid laps=15														
19	1'30.747	P	22.893	28.051	17.847	21.956	333.4	Run # 1 Front Tyre Slick-Medium Rear Tyre Slick-Soft													
Run # 4 Front Tyre Slick-Medium Rear Tyre Slick-Soft							New Tyre New Tyre														
New Tyre New Tyre							1	1'55.730	35.337	29.723	19.105	27.367									
20	1'42.692	33.281	27.001	17.357	25.053		2	1'34.542	22.774	27.132	18.144	26.492	315.9								
21	1'28.594	21.076	25.759	16.976	24.783	334.4	3	1'32.972	22.725	26.849	17.749	25.649	311.3								
22	1'28.160	21.028	25.552	16.883	24.697	334.4	4	1'30.708	21.599	26.222	17.524	25.363	322.5								
23	1'30.539	P	22.944	27.598	17.835	22.162	333.4	5	1'30.347	21.619	26.055	17.351	25.322	337.5							
Run # 5 Front Tyre Slick-Medium Rear Tyre Slick-Soft							6							1'29.728	21.207	26.032	17.210	25.279	338.6		
4 Laps at start							4 Laps at start							New Tyre							
24	1'41.791	32.479	26.849	17.270	25.193		7	1'29.227	21.089	25.877	17.118	25.143	337.5								
25	1'28.344	21.080	25.595	16.862	24.807	334.4	8	1'27.723	P	21.113	25.980	17.379	23.251	333.4							
26	1'31.454	*	22.420*	26.566	17.508	24.960	331.3	Run # 2 Front Tyre Slick-Medium Rear Tyre Slick-Soft													
27	1'31.765	*	20.941	27.730*	18.088	25.006	338.6	8 Laps at start 8 Laps at start													

7th 33 Brad BINDER KTM RSA
Red Bull KTM Factory Racing
Runs=4 Total laps=25 Full laps=18 Valid laps=16

Run #	Front Tyre	Slick-Medium	Rear Tyre	Slick-Soft	Speed		
1	1'59.405	35.067	29.865	19.150	27.707		
2	1'35.937	23.003	27.585	18.464	26.885	316.8	
3	1'33.305	22.280	26.773	18.151	26.101	316.8	
4	1'31.431	21.603	26.329	17.696	25.803	344.0	
5	1'30.123	21.608	26.056	17.326	25.133	339.6	
6	1'40.226	21.997	34.614	18.053	25.562	317.7	
7	1'29.637	21.244	25.867	17.323	25.203	344.0	
8	1'30.234	21.508	26.017	17.310	25.399	342.9	
9	1'30.591	P	21.750	27.773	18.044	23.024	336.5
Run # 2 Front Tyre Slick-Hard Rear Tyre Slick-Soft							
New Tyre 9 Laps at start							
10	1'54.388	37.147	31.287	19.665	26.289		
11	1'37.224	21.722	32.236	17.864	25.402	336.5	
12	1'29.303	21.263	25.686	17.382	24.972	341.8	
13	1'33.015	21.168	29.129	17.496	25.222	342.9	
14	1'29.406	21.210	25.757	17.214	25.225	338.6	
15	1'29.326	21.085	25.823	17.182	25.236	339.6	
16	1'29.157	21.236	25.784	17.141	24.996	337.5	

8th 49 Fabio DI GIANNANTONI DUCATI ITA
Pertamina Enduro VR46 Racing Team
Runs=4 Total laps=23 Full laps=16 Valid laps=15

Run #	Front Tyre	Slick-Medium	Rear Tyre	Slick-Soft	Speed		
1	1'55.730	35.337	29.723	19.105	27.367		
2	1'34.542	22.774	27.132	18.144	26.492	315.9	
3	1'32.972	22.725	26.849	17.749	25.649	311.3	
4	1'30.708	21.599	26.222	17.524	25.363	322.5	
5	1'30.347	21.619	26.055	17.351	25.322	337.5	
6	1'29.728	21.207	26.032	17.210	25.279	338.6	
7	1'29.227	21.089	25.877	17.118	25.143	337.5	
8	1'27.723	P	21.113	25.980	17.379	23.251	333.4
Run # 2 Front Tyre Slick-Medium Rear Tyre Slick-Soft							
8 Laps at start 8 Laps at start							
9	1'45.169	34.187	27.250	17.736	25.996		
10	1'30.081	21.636	26.004	17.168	25.273	326.3	
11	1'29.337	21.136	25.876	17.108	25.217	332.3	
12	1'29.135	21.174	25.808	17.080	25.073	331.3	
13	1'29.244	21.061	25.803	17.257	25.123	333.4	
14	1'32.702	P	23.190	27.630	18.161	23.721	322.5

Run # 3 Front Tyre Slick-Medium Rear Tyre Slick-Soft
New Tyre New Tyre

15	1'44.279	33.806	27.194	17.693	25.586				
16	1'30.016	21.506	26.082	17.182	25.246	330.3			
17	1'28.845	21.064	25.686	16.948	25.147	332.3			
18	1'28.662	21.044	25.649	16.944	25.025	329.3			
19	1'28.312	20.999	25.516	16.909	24.888	330.3			
20	1'31.761	P	23.178	27.127	18.251	23.205	331.3		
Run # 4 Front Tyre Slick-Medium Rear Tyre Slick-Soft									
6 Laps at start New Tyre									
21	1'42.650	32.871	26.807	17.603	25.369				
22	1'28.458	21.054	25.630	16.958	24.816	334.4			
23	1'29.919	*	21.858*	25.915	17.141	25.005	329.3		
PIT 20.757						28.229	19.126	26.122	337.5

9th 21 Franco MORBIDELLI DUCATI ITA
Prima Pramac Racing
Runs=5 Total laps=28 Full laps=19 Valid laps=19

Run #	Front Tyre	Slick-Medium	Rear Tyre	Slick-Soft	Speed
1	2'00.778	36.391	29.925	20.220	28.276

Fastest Lap: Marc MARQUEZ Gresini Racing MotoG SPA **1'27.770** 20.934 25.337 16.905 24.594

These data/results cannot be reproduced, stored and/or transmitted in whole or in part by any manner of electronic, mechanical, photocopying, recording, broadcasting or otherwise now known or herein after developed without the previous express consent by the copyright owner, except for reproduction in daily press and regular printed publications on sale to the public within 60 days of the event related to those data/results and always provided that copyright symbol appears together as follows below.
© DORNA, 2024



Practice

MotoGP

Lap	Lap Time	T1	T2	T3	T4	Speed	Lap	Lap Time	T1	T2	T3	T4	Speed
2	1'34.867	22.920	27.475	18.236	26.236	315.0	13	1'31.997 P	21.276	28.565	18.780	23.376	336.5
3	1'33.786	22.663	27.083	18.095	25.945	316.8	Run # 3 Front Tyre Slick-Medium Rear Tyre Slick-Soft						
4	1'32.509	21.724	27.022	17.948	25.815	330.3	13 Laps at start 13 Laps at start						
5	1'30.396	21.444	26.248	17.400	25.304	339.6	14	1'45.456	34.616	27.572	17.840	25.428	
6	1'29.765	21.262	26.222	17.306	24.975	339.6	15	1'29.948	21.398	26.068	17.328	25.154	330.3
7	1'29.645	21.355	26.079	17.196	25.015	340.7	16	1'29.656	21.209	25.948	17.290	25.209	330.3
8	1'41.995 P	26.571	33.788	18.651	22.985	308.7	17	1'29.660 P	22.528	27.591	18.024	21.517	333.4
Run # 2 Front Tyre Slick-Medium Rear Tyre Slick-Soft						Run # 4 Front Tyre Slick-Medium Rear Tyre Slick-Soft							
8 Laps at start 8 Laps at start						New Tyre New Tyre							
9	1'43.940	32.904	27.329	17.937	25.770		18	1'42.404	32.340	26.977	17.784	25.303	
10	1'30.803	21.780	26.241	17.510	25.272	334.4	19	1'29.157	21.259	25.768	17.118	25.012	329.3
11	1'29.623	21.327	25.927	17.320	25.049	336.5	20	1'28.947	21.073	25.704	17.218	24.952	332.3
12	1'39.551	21.123	25.910	21.255	31.263	336.5	21	1'37.070 P	27.221	29.155	18.133	22.561	331.3
13	1'29.304	21.183	25.799	17.213	25.109	337.5	Run # 5 Front Tyre Slick-Medium Rear Tyre Slick-Soft						
14	1'34.448 P	25.417	28.547	18.251	22.233	325.4	4 Laps at start New Tyre						
Run # 3 Front Tyre Slick-Hard Rear Tyre Slick-Soft						Run # 5 Front Tyre Slick-Medium Rear Tyre Slick-Soft							
New Tyre 14 Laps at start						4 Laps at start New Tyre							
15	1'43.061	32.937	27.016	17.702	25.406		22	1'41.898	32.669	26.782	17.368	25.079	
16	1'29.683	21.365	26.050	17.280	24.988	334.4	23	1'28.428	21.095	25.580	17.016	24.737	334.4
17	1'29.390	21.162	25.908	17.265	25.055	337.5	24	1'31.336 *	22.369*	26.504	17.597	24.866	337.5
18	1'29.324	21.145	25.843	17.351	24.985	337.5	25	1'32.278 *	20.918	27.942*	18.162	25.256	339.6
19	1'29.283	21.244	25.790	17.266	24.983	337.5	11th 20 Fabio QUARTARARO YAMAHA FRA						
20	1'38.381 P	26.811	30.231	18.055	23.284	329.3	Monster Energy Yamaha MotoGP Team						
Run # 4 Front Tyre Slick-Hard Rear Tyre Slick-Soft						Runs=6 Total laps=25 Full laps=14 Valid laps=13							
New Tyre New Tyre						Run # 1 Front Tyre Slick-Medium Rear Tyre Slick-Soft							
21	1'42.638	33.163	26.941	17.469	25.065		New Tyre New Tyre						
22	1'29.187	21.262	25.842	17.115	24.968	335.4	1	1'56.281	34.686	29.874	19.054	27.316	
23	1'30.616	21.558	26.511	17.409	25.138	336.5	2	1'34.438	22.857	27.289	18.050	26.242	310.4
24	1'33.168	21.124	25.615	19.492	26.937	336.5	3	1'35.885	22.408	27.503	19.744	26.230	313.1
25	1'28.600	21.043	25.598	17.102	24.857	336.5	4	1'31.856	21.840	26.523	17.794	25.699	327.3
26	1'31.293 P	23.421	28.507	17.781	21.584	335.4	5	1'30.713	21.661	26.155	17.558	25.339	328.3
Run # 5 Front Tyre Slick-Hard Rear Tyre Slick-Soft						Run # 1 Front Tyre Slick-Medium Rear Tyre Slick-Soft							
6 Laps at start New Tyre						New Tyre New Tyre							
27	1'40.239	32.129	26.132	17.210	24.768		6	1'33.954	21.509	29.636	17.542	25.267	328.3
28	1'28.320	20.918	25.592	17.125	24.685	337.5	7	1'29.948	21.369	25.972	17.336	25.271	333.4
10th 42 Alex RINS YAMAHA SPA						Run # 2 Front Tyre Slick-Medium Rear Tyre Slick-Medium							
Monster Energy Yamaha MotoGP Team						9 Laps at start New Tyre							
Runs=5 Total laps=25 Full laps=16 Valid laps=14						New Tyre New Tyre							
Run # 1 Front Tyre Slick-Medium Rear Tyre Slick-Soft						Run # 3 Front Tyre Slick-Medium Rear Tyre Slick-Soft							
New Tyre New Tyre						11 Laps at start 9 Laps at start							
1	1'57.253	35.350	29.882	19.722	27.311		12	1'46.214	34.026	28.526	17.974	25.688	
2	1'35.274	22.677	28.148	18.211	26.238	316.8	13	1'27.720 P	21.488	27.017	17.485	21.730	327.3
3	1'33.185	21.969	27.195	18.073	25.948	337.5	Run # 4 Front Tyre Slick-Hard Rear Tyre Slick-Soft						
4	1'33.046	23.022	26.780	17.710	25.534	334.4	New Tyre 11 Laps at start						
5	1'31.290	21.607	26.504	17.550	25.629	334.4	14	1'49.137	38.559	27.197	17.870	25.511	
6	1'38.537 P	21.420	36.187	18.682	22.248	334.4	15	1'30.123	21.519	26.029	17.380	25.195	328.3
Run # 2 Front Tyre Slick-Medium Rear Tyre Slick-Soft						Run # 4 Front Tyre Slick-Hard Rear Tyre Slick-Soft							
6 Laps at start 6 Laps at start						New Tyre 11 Laps at start							
7	1'44.904	33.268	27.178	18.216	26.242		16	1'29.605	21.285	25.859	17.286	25.175	328.3
8	1'30.859	21.584	26.227	17.466	25.582	326.3	17	1'25.716 P	21.192	25.924	17.241	21.359	327.3
9	1'30.321	21.445	26.129	17.391	25.356	329.3	Run # 5 Front Tyre Slick-Hard Rear Tyre Slick-Soft						
10	1'33.283	23.659	26.710	17.592	25.322	331.3	New Tyre New Tyre						
11	1'30.297	21.281	26.065	17.261	25.690	329.3	18	1'43.050	33.148	26.679	17.489	25.734	
12	1'29.688	21.265	26.013	17.265	25.145	333.4	19	1'29.207	21.280	25.732	17.125	25.070	322.5
Fastest Lap: Marc MARQUEZ Gresini Racing MotoG SPA 1'27.770 20.934 25.337 16.905 24.594						20 1'28.618 21.055 25.521 17.135 24.907 327.3							
						21 1'30.974 P 21.060 30.957 17.599 21.358 327.3							

These data/results cannot be reproduced, stored and/or transmitted in whole or in part by any manner of electronic, mechanical, photocopying, recording, broadcasting or otherwise now known or herein after developed without the previous express consent by the copyright owner, except for reproduction in daily press and regular printed publications on sale to the public within 60 days of the event related to those data/results and always provided that copyright symbol appears together as follows below.
© DORNA, 2024



Practice

MotoGP

Lap	Lap Time	T1	T2	T3	T4	Speed	Lap	Lap Time	T1	T2	T3	T4	Speed
Run # 6	Front Tyre Slick-Hard	Rear Tyre Slick-Soft											
		4 Laps at start			New Tyre								
22	1'41.569	32.498	26.507	17.450	25.114		6	1'29.915	21.257	26.066	17.397	25.195	341.8
23	1'30.669	21.234	26.659	17.642	25.134	329.3	7	1'29.736	21.331	25.896	17.314	25.195	340.7
24	1'28.443	20.982	25.429	17.046	24.986	329.3	8	1'29.688	21.333	25.891	17.333	25.131	338.6
25	1'38.571	* 21.002	30.370*	20.308	26.891	328.3	9	1'29.439	21.354	25.805	17.192	25.088	335.4
							10	1'32.538	P 22.853	27.062*	20.133*	22.490	328.3

12th 43 Jack MILLER KTM AUS
Red Bull KTM Factory Racing
Runs=5 Total laps=24 Full laps=15 Valid laps=13

Run # 1	Front Tyre Slick-Medium	Rear Tyre Slick-Soft											
		6 Laps at start			New Tyre								
1	2'01.624	34.252	37.274	19.070	26.758		11	1'43.925	33.284	26.996	17.617	26.028	
2	1'34.692	* 23.121	27.388*	18.307	25.876	285.1	12	1'31.118	21.657	27.071	17.239	25.151	334.4
3	1'32.467	22.324	26.876	17.733	25.534	324.4	13	1'29.220	21.257	25.708	17.149	25.106	334.4
4	1'30.874	21.754	26.208	17.525	25.387	339.6	14	1'29.287	21.309	25.799	17.102	25.077	336.5
5	1'30.411	21.498	26.105	17.356	25.452	335.4	15	1'29.126	21.131	25.720	17.163	25.112	336.5
6	1'57.890	P 21.541	54.344	19.807	22.198	333.4	16	1'33.630	23.623	26.929	17.626	25.452	335.4

Run # 2	Front Tyre Slick-Medium	Rear Tyre Slick-Soft																		
		6 Laps at start			New Tyre															
7	1'49.757	33.806	27.677	19.472	28.802		17	1'29.454	21.117	25.915	17.260	25.162	336.5							
8	1'29.973	21.691	26.010	17.223	25.049	335.4	18	1'29.562	P 22.695	27.305	18.238	21.324	338.6							
9	1'29.560	21.411	25.834	17.116	25.199	335.4	Run # 3	Front Tyre Slick-Medium	Rear Tyre Slick-Soft											
10	1'29.228	21.325	25.801	17.096	25.006	336.5			6 Laps at start			New Tyre								
11	1'32.757	21.238	25.932	20.077	25.510	338.6	19	1'44.170	32.916	27.751	17.860	25.643								
12	1'28.731	21.075	25.683	17.106	24.867	335.4	20	1'28.996	21.153	25.791	17.181	24.871	336.5							
13	1'34.834	P 24.559	29.544	18.331	22.400	336.5	21	1'28.528	20.958	25.633	17.018	24.919	336.5							

Run # 3	Front Tyre Slick-Hard	Rear Tyre Slick-Soft																		
		13 Laps at start			New Tyre															
14	1'53.199	34.915	31.516	18.487	28.281		22	1'28.601	P 22.224	26.892	18.126	21.359	334.4							
15	1'29.723	21.556	25.902	17.228	25.037	334.4	Run # 4	Front Tyre Slick-Medium	Rear Tyre Slick-Soft											
16	1'29.259	21.284	25.797	17.195	24.983	335.4			4 Laps at start			New Tyre								
17	1'29.990	P 21.735	28.833	17.734	21.688	330.3	23	1'52.979	28.489	33.935	21.836	28.719								

Run # 4	Front Tyre Slick-Hard	Rear Tyre Slick-Soft											
		New Tyre			New Tyre								
18	1'50.446	35.833	31.667	17.667	25.279		24	1'28.562	* 21.106*	25.602	16.969	24.885	336.5
19	1'28.486	21.216	25.589	17.020	24.661	338.6	unfinished		20.956				336.5
20	1'34.305	22.427	29.437	17.380	25.061	339.6							
21	1'28.469	21.124	25.502	16.916	24.927	337.5							
22	1'27.977	P 22.655	27.160	17.725	20.437	334.4							

Run # 5	Front Tyre Slick-Hard	Rear Tyre Slick-Soft											
		5 Laps at start			New Tyre								
23	1'59.673	33.151	35.574	21.845	29.103								
24	1'28.783	* 21.372*	25.603	17.062	24.746	336.5							
unfinished		20.899											

13th 31 Pedro ACOSTA KTM SPA
Red Bull GASGAS Tech3
Runs=4 Total laps=24 Full laps=17 Valid laps=15

Run # 1	Front Tyre Slick-Medium	Rear Tyre Slick-Soft											
		New Tyre			New Tyre								
1	2'04.474	34.193	30.904	19.556	27.196								
2	1'35.258	* 23.326	27.551*	18.394	25.987	296.8							
3	1'31.911	22.091	26.518	17.784	25.518	320.5							
4	1'31.876	21.665	26.419	17.752	26.040	331.3							
5	1'31.277	21.957	26.288	17.536	25.496	324.4							

Run # 2	Front Tyre Slick-Medium	Rear Tyre Slick-Soft											
		10 Laps at start			10 Laps at start								
11	1'43.925	33.284	26.996	17.617	26.028								
12	1'31.118	21.657	27.071	17.239	25.151	334.4							
13	1'29.220	21.257	25.708	17.149	25.106	334.4							
14	1'29.287	21.309	25.799	17.102	25.077	336.5							
15	1'29.126	21.131	25.720	17.163	25.112	336.5							
16	1'33.630	23.623	26.929	17.626	25.452	335.4							
17	1'29.454	21.117	25.915	17.260	25.162	336.5							
18	1'29.562	P 22.695	27.305	18.238	21.324	338.6							

Run # 3	Front Tyre Slick-Medium	Rear Tyre Slick-Soft											
		New Tyre			New Tyre								
19	1'44.170	32.916	27.751	17.860	25.643								
20	1'28.996	21.153	25.791	17.181	24.871	336.5							
21	1'28.528	20.958	25.633	17.018	24.919	336.5							
22	1'28.601	P 22.224	26.892	18.126	21.359	334.4							

Run # 4	Front Tyre Slick-Medium	Rear Tyre Slick-Soft											
		4 Laps at start			New Tyre								
23	1'52.979	28.489	33.935	21.836	28.719								
24	1'28.562	* 21.106*	25.602	16.969	24.885	336.5							
unfinished		20.956											

14th 5 Johann ZARCO HONDA FRA
CASTROL Honda LCR
Runs=5 Total laps=24 Full laps=15 Valid laps=13

Run # 1	Front Tyre Slick-Medium	Rear Tyre Slick-Soft											
		New Tyre			New Tyre								
1	2'02.983	33.470	28.886	19.014	26.111								
2	1'35.618	* 22.810	27.024*	19.243	26.541	309.6							
3	1'31.824	21.816	26.446	17.640	25.922	332.3							
4	1'30.596	21.497	26.345	17.288	25.466	338.6							
5	1'29.602	21.282	25.992	17.294	25.034	337.5							
6	1'29.754	21.297	26.053	17.329	25.075	342.9							
7	1'39.294	P 27.286	28.074	21.440	22.494	335.4							

Run # 2	Front Tyre Slick-Medium	Rear Tyre Slick-Soft											
		7 Laps at start			7 Laps at start								
8	1'43.098	32.530	27.345	17.737	25.486								
9	1'30.203	21.620	26.284	17.280	25.019	332.3							
10	1'29.693	21.495	25.865	17.389	24.944	334.4							
11	1'29.232	21.251	25.884	17.101	24.996	338.6							
12	1'32.486	P 26.333	26.463	17.484	22.206	334.4							

Run # 3	Front Tyre Slick-Medium	Rear Tyre Slick-Soft											
		New Tyre			12 Laps at start								
13	1'43.544	33.394	27.083	17.738	25.329								
14	1'29.580	21.290	26.071	17.247	24.972	333.4							
15	1'28.998	21.185	25.821	17.086	24.906	333.4							
16	1'26.426	P 21.290	26.559	17.515	21.062	335.4							

Run # 4	Front Tyre Slick-Medium	Rear Tyre Slick-Soft											
		4 Laps at start			New Tyre								
17	1'46.365	34.842	28.763	17.626	25.134								

Fastest Lap: Marc MARQUEZ Gresini Racing MotoG SPA 1'27.770 20.934 25.337 16.905 24.594

These data/results cannot be reproduced, stored and/or transmitted in whole or in part by any manner of electronic, mechanical, photocopying, recording, broadcasting or otherwise now known or herein after developed without the previous express consent by the copyright owner, except for reproduction in daily press and regular printed publications on sale to the public within 60 days of the event related to those data/results and always provided that copyright symbol appears together as follows below.
© DORNA, 2024

Practice

MotoGP

Lap	Lap Time	T1	T2	T3	T4	Speed	Lap	Lap Time	T1	T2	T3	T4	Speed
18	1'29.952	21.150	26.111	17.455	25.236	332.3	8	1'32.614	P 25.599	26.740	17.700	22.575	340.7
19	1'31.367	21.833	26.768	17.529	25.237	333.4	Run # 2 Front Tyre Slick-Medium Rear Tyre Slick-Soft						
20	1'28.576	20.973	25.516	17.209	24.878	333.4	8 Laps at start 8 Laps at start						
21	1'28.038	P 21.135	26.960	18.252	21.691	335.4	9	1'47.140	34.404	29.290	18.033	25.413	
Run # 5 Front Tyre Slick-Hard Rear Tyre Slick-Soft							10	1'32.794	21.410	28.763	17.603	25.018	341.8
New Tyre New Tyre							11	1'29.181	21.119	25.838	17.117	25.107	345.0
22	1'40.927	31.782	26.475	17.372	25.298		12	1'29.767	21.289	26.036	17.253	25.189	338.6
23	1'31.005	21.875	26.353	17.520	25.257	330.3	13	1'29.268	21.208	25.893	17.213	24.954	334.4
24	1'28.498	* 21.006	25.519*	17.184	24.789	332.3	14	1'29.303	P 23.143	26.906	17.737	21.517	339.6

15th 37 **Augusto FERNANDEZ** KTM SPA
Red Bull GASGAS Tech3

Runs=4 Total laps=22 Full laps=15 Valid laps=11

Run #	Front Tyre	Slick-Medium	Rear Tyre	Slick-Soft
Run # 1	New Tyre		New Tyre	
1	2'01.062	35.416	30.774	19.592
2	1'35.853	* 23.094	27.699*	18.531
3	1'35.761	22.244	27.841	19.788
4	1'32.358	22.073	26.651	17.963
5	1'31.530	21.941	26.456	17.657
6	1'30.665	* 21.546	26.295*	17.473
7	1'30.696	21.579	26.066	17.603
8	1'36.887	24.757	27.933	17.966
9	1'28.310	P 21.927	26.812	17.831

Run #	Front Tyre	Slick-Medium	Rear Tyre	Slick-Soft
Run # 2	9 Laps at start		9 Laps at start	
10	1'53.795	37.819	32.238	17.970
11	1'30.280	21.711	26.003	17.362
12	1'29.527	21.417	25.812	17.234
13	1'29.496	21.423	25.726	17.310
14	1'31.361	P 23.053	28.814	18.066

Run #	Front Tyre	Slick-Medium	Rear Tyre	Slick-Soft
Run # 3	New Tyre		New Tyre	
15	1'52.536	36.237	32.958	18.029
16	1'30.196	21.588	25.934	17.498
17	1'28.926	21.111	25.627	17.230
18	1'28.625	P 22.162	27.892	17.592

Run #	Front Tyre	Slick-Medium	Rear Tyre	Slick-Soft
Run # 4	4 Laps at start		New Tyre	
19	1'41.516	32.302	26.792	17.365
20	1'28.628	21.067	25.577	17.120
21	1'39.776	* 23.693*	31.983	18.484
22	1'36.261	* 21.128	28.770*	20.929

16th 23 **Enea BASTIANINI** DUCATI ITA
Ducati Lenovo Team

Runs=5 Total laps=26 Full laps=17 Valid laps=15

Run #	Front Tyre	Slick-Medium	Rear Tyre	Slick-Soft
Run # 1	New Tyre		New Tyre	
1	1'58.141	34.644	29.226	19.206
2	1'37.431	23.513	28.221	18.414
3	1'33.615	22.523	27.185	17.998
4	1'32.187	21.841	26.609	17.760
5	1'30.507	21.520	26.229	17.452
6	1'29.918	21.378	26.168	17.254
7	1'29.877	21.352	26.041	17.242

Run # 3 Front Tyre Slick-Medium Rear Tyre Slick-Soft

Run #	Front Tyre	Slick-Medium	Rear Tyre	Slick-Soft
15	1'45.474	33.747	28.066	17.942
16	1'29.649	21.413	26.014	17.200
17	1'29.165	21.137	25.900	17.209
18	1'28.912	21.104	25.801	17.099
19	1'28.759	21.050	25.802	17.061
20	1'29.269	P 22.370	26.971	17.727

Run #	Front Tyre	Slick-Hard	Rear Tyre	Slick-Soft
Run # 4	New Tyre		6 Laps at start	
21	1'42.317	32.862	26.813	17.561
22	1'29.087	21.164	25.922	17.185
23	1'24.570	P 21.061	25.727	17.191

Run #	Front Tyre	Slick-Hard	Rear Tyre	Slick-Soft
Run # 5	3 Laps at start		New Tyre	
24	1'41.345	31.999	26.762	17.509
25	1'43.288	* 22.793*	34.649	18.472
26	1'29.228	* 21.154	26.074*	17.237

17th 36 **Joan MIR** HONDA SPA
Repsol Honda Team

Runs=5 Total laps=25 Full laps=16 Valid laps=14

Run #	Front Tyre	Slick-Medium	Rear Tyre	Slick-Soft
Run # 1	New Tyre		New Tyre	
1	1'55.802	35.011	29.831	18.889
2	1'34.486	22.788	27.164	18.246
3	1'32.753	22.609	26.720	17.715
4	1'31.480	21.653	26.232	17.594
5	1'30.859	21.825	26.104	17.619
6	1'30.396	21.525	26.157	17.427
7	1'30.810	21.429	25.899	18.000
8	1'30.174	21.531	25.946	17.377
9	1'39.926	P 28.210	29.668	18.315

Run #	Front Tyre	Slick-Medium	Rear Tyre	Slick-Soft
Run # 2	9 Laps at start		9 Laps at start	
10	1'42.527	32.623	26.917	17.629
11	1'30.149	21.693	26.022	17.357
12	1'31.499	21.401	26.434	18.405
13	1'29.720	21.376	25.905	17.322
14	1'33.031	P 21.591	29.349	17.895

Run #	Front Tyre	Slick-Medium	Rear Tyre	Slick-Soft
Run # 3	14 Laps at start		14 Laps at start	
15	1'41.872	31.753	26.436	17.614
16	1'29.534	21.389	25.892	17.312
17	1'29.267	21.305	25.814	17.225
18	1'31.774	P 23.857	27.612	17.707

Fastest Lap: Marc MARQUEZ Gresini Racing MotoG SPA **1'27.770** 20.934 25.337 16.905 24.594

These data/results cannot be reproduced, stored and/or transmitted in whole or in part by any manner of electronic, mechanical, photocopying, recording, broadcasting or otherwise now known or herein after developed without the previous express consent by the copyright owner, except for reproduction in daily press and regular printed publications on sale to the public within 60 days of the event related to those data/results and always provided that copyright symbol appears together as follows below.
© DORNA, 2024



Practice

MotoGP

Lap	Lap Time	T1	T2	T3	T4	Speed	Lap	Lap Time	T1	T2	T3	T4	Speed
Run # 4	Front Tyre Slick-Medium		Rear Tyre Slick-Soft				2	1'35.449 *	23.270	27.676*	18.467	26.036	296.8
	New Tyre		New Tyre				3	1'34.150	22.839	27.280	17.969	26.062	309.6
19	1'44.696	35.959	26.454	17.403	24.880		4	1'32.698	22.397	26.757	17.858	25.686	316.8
20	1'28.932	21.215	25.674	17.149	24.894	336.5	5	1'31.690	22.098	26.453	17.605	25.534	329.3
21	1'26.773 P	21.224	25.928	17.273	22.348	335.4	6	1'30.339	21.751	26.134	17.381	25.073	329.3
Run # 5	Front Tyre Slick-Medium		Rear Tyre Slick-Soft				7	1'30.182	21.531	26.154	17.383	25.114	340.7
	3 Laps at start		New Tyre				8	1'28.227 P	21.592	26.246	17.916	22.473	340.7
22	1'44.502	33.963	27.140	17.829	25.570		Run # 2	Front Tyre Slick-Medium		Rear Tyre Slick-Soft			
23	1'30.503 *	21.764*	26.042	17.465	25.232	336.5		8 Laps at start		8 Laps at start			
24	1'29.243 *	21.154	25.630*	17.381	25.078	338.6	9	1'42.775	32.156	27.054	17.911	25.654	
25	1'28.773	21.110	25.577	17.151	24.935	340.7	10	1'31.208	21.849	26.547	17.513	25.299	335.4

18th 41 **Aleix ESPARGARO** APRILIA SPA
Aprilia Racing
Runs=4 Total laps=26 Full laps=19 Valid laps=16

Run # 1	Front Tyre Slick-Medium		Rear Tyre Slick-Soft			
	New Tyre		New Tyre			
1	2'00.002	33.711	29.179	19.029	28.040	
2	1'36.043	23.396	27.451	18.398	26.798	312.2
3	1'34.337	22.803	27.261	18.035	26.238	301.8
4	1'33.140	22.218	26.721	17.947	26.254	334.4
5	1'32.829	21.890	26.805	17.799	26.335	330.3
6	1'33.410 *	21.699	27.716*	18.024	25.971	333.4
7	1'31.767	21.640	26.470	17.933	25.724	331.3
8	1'31.588	21.456	26.372	17.817	25.943	340.7
9	1'34.012 P	24.271	27.691	18.277	23.773	333.4

Run # 2	Front Tyre Slick-Medium		Rear Tyre Slick-Soft			
	9 Laps at start		9 Laps at start			
10	1'46.003	33.495	27.748	18.443	26.317	
11	1'32.368	21.862	26.805	17.818	25.883	331.3
12	1'31.100	21.481	26.397	17.517	25.705	333.4
13	1'30.642	21.426	26.207	17.553	25.456	333.4
14	1'30.920	21.754	26.449	17.395	25.322	336.5
15	1'30.046	21.269	26.093	17.394	25.290	335.4
16	1'34.973 P	22.428	30.195	18.665	23.685	328.3

Run # 3	Front Tyre Slick-Hard		Rear Tyre Slick-Soft			
	New Tyre		New Tyre			
17	1'45.805	33.277	27.850	18.069	26.609	
18	1'30.676	21.610	26.333	17.347	25.386	335.4
19	1'30.006	21.295	26.016	17.375	25.320	332.3
20	1'36.952	26.847	27.343	17.470	25.292	334.4
21	1'29.556	21.231	25.856	17.200	25.269	335.4
22	1'38.240 P	23.123	31.550	19.407	24.160	331.3

Run # 4	Front Tyre Slick-Hard		Rear Tyre Slick-Soft			
	New Tyre		New Tyre			
23	1'41.483	32.007	26.905	17.406	25.165	
24	1'28.782	21.093	25.738	17.096	24.855	339.6
25	1'41.333 *	24.551*	29.550	21.461	25.771	336.5
26	1'33.546 *	21.018	27.690*	19.166	25.672	335.4

19th 10 **Luca MARINI** HONDA ITA
Repsol Honda Team
Runs=5 Total laps=26 Full laps=17 Valid laps=14

Run # 1	Front Tyre Slick-Medium		Rear Tyre Slick-Soft			
	New Tyre		New Tyre			
1	2'00.777	33.468	29.516	19.258	27.684	

Run # 3 Front Tyre Slick-Medium Rear Tyre Slick-Medium
12 Laps at start New Tyre

13	1'44.410	33.507	27.320	17.975	25.608	
14	1'30.644	21.875	26.287	17.474	25.008	335.4
15	1'30.186	21.635	26.186	17.290	25.075	335.4
16	1'32.101	21.487	26.061	17.271	27.282	335.4
17	1'29.621	21.522	26.018	17.325	24.756	336.5
18	1'30.865 P	22.511	27.245	18.543	22.566	340.7

Run # 4 Front Tyre Slick-Medium Rear Tyre Slick-Soft
New Tyre New Tyre

19	1'40.528	31.503	26.537	17.508	24.980	
20	1'29.066	21.211	25.847	17.128	24.880	336.5
21	1'28.820	21.146	25.747	17.127	24.800	335.4
22	1'35.320 P	25.439	29.572	17.972	22.337	336.5

Run # 5 Front Tyre Slick-Medium Rear Tyre Slick-Soft
4 Laps at start New Tyre

23	1'41.495	32.018	26.916	17.595	24.966	
24	1'29.172	21.224	25.842	17.185	24.921	336.5
25	1'38.968 *	25.540*	28.675	19.661	25.092	341.8
26	1'29.650 *	21.147	26.277*	17.390	24.836	333.4

20th 30 **Takaaki NAKAGAMI** HONDA JPN
IDEMITSU Honda LCR
Runs=5 Total laps=27 Full laps=18 Valid laps=16

Run # 1	Front Tyre Slick-Medium		Rear Tyre Slick-Soft			
	New Tyre		New Tyre			
1	2'14.039	34.796	30.264	19.967	29.137	
2	1'39.350 *	24.239	29.160*	18.765	27.186	290.5
3	1'36.240	22.887	29.047	18.171	26.135	319.6
4	1'32.827	22.485	26.915	17.687	25.740	323.4
5	1'31.511	22.067	26.322	17.646	25.476	331.3
6	1'32.320 P	21.965	26.286*	19.121	24.948	331.3

Run # 2 Front Tyre Slick-Medium Rear Tyre Slick-Soft
6 Laps at start 6 Laps at start

7	1'46.387	33.816	28.215	18.139	26.217	
8	1'33.396	22.430	27.374	17.743	25.849	324.4
9	1'32.329	22.572	26.522	17.570	25.665	327.3
10	1'30.601	21.644	26.167	17.342	25.448	325.4
11	1'41.194	21.756	30.124	22.553	26.761	327.3
12	1'30.721	21.670	26.212	17.427	25.412	327.3
13	1'31.392	21.580	26.038	17.566	26.208	327.3
14	1'34.169 P	23.177	28.064	18.537	24.391	302.6

Fastest Lap: Marc MARQUEZ Gresini Racing MotoGP SPA 1'27.770 20.934 25.337 16.905 24.594

These data/results cannot be reproduced, stored and/or transmitted in whole or in part by any manner of electronic, mechanical, photocopying, recording, broadcasting or otherwise now known or herein after developed without the previous express consent by the copyright owner, except for reproduction in daily press and regular printed publications on sale to the public within 60 days of the event related to those data/results and always provided that copyright symbol appears together as follows below.
© DORNA, 2024



Practice

MotoGP

Lap	Lap Time	T1	T2	T3	T4	Speed	Lap	Lap Time	T1	T2	T3	T4	Speed
Run # 3	<i>Front Tyre Slick-Medium Rear Tyre Slick-Medium</i>					<i>Front Tyre Slick-Medium Rear Tyre Slick-Soft</i>							
	14 Laps at start					New Tyre							
15	1'52.999	33.233	29.690	19.872	30.204		1	2'34.761	35.007	29.354	18.888	27.533	
16	1'31.278	21.879	26.419	17.721	25.259	327.3	2	1'35.686 *	23.208	28.131*	18.131	26.216	302.6
17	1'29.667	21.423	25.871	17.389	24.984	332.3	3	1'32.454	22.196	26.736	17.591	25.931	330.3
18	1'30.267	21.372	26.045	17.493	25.357	332.3	4	1'31.651	21.914	26.605	17.442	25.690	331.3
19	1'29.395	21.310	25.773	17.325	24.987	332.3	5	1'31.283	21.750	26.405	17.453	25.675	330.3
20	1'32.693 P	23.108	27.374	18.863	23.348	334.4	6	1'32.926 P	21.701	28.336	18.782	24.107	329.3
Run # 4	<i>Front Tyre Slick-Medium Rear Tyre Slick-Soft</i>					<i>Front Tyre Slick-Medium Rear Tyre Slick-Soft</i>							
	New Tyre					New Tyre							
21	1'54.752	34.790	32.433	21.628	25.901		7	1'44.462	33.315	27.313	17.981	25.853	
22	1'33.614	21.969	28.211	17.808	25.626	330.3	8	1'31.175	21.987	26.491	17.374	25.323	325.4
23	1'29.884	21.349	25.836	17.331	25.368	329.3	9	1'30.250	21.499	26.176	17.330	25.245	332.3
24	1'30.445 P	22.892	27.280	18.360	21.913	329.3	10	1'30.058	21.633	25.990	17.256	25.179	332.3
Run # 5	<i>Front Tyre Slick-Medium Rear Tyre Slick-Soft</i>					<i>Front Tyre Slick-Medium Rear Tyre Slick-Soft</i>							
	4 Laps at start					New Tyre							
25	1'46.081	34.665	28.175	17.806	25.435		11	1'30.149	21.507	26.085	17.315	25.242	332.3
26	1'30.323 *	21.409	26.370*	17.288	25.256	332.3		PIT	26.956	34.498	23.231	25.322	333.4
27	1'29.293	21.277	25.695	17.262	25.059	330.3							

21st 32 Lorenzo SAVADORI APRILIA ITA
Trackhouse Racing

Runs=4 Total laps=21 Full laps=14 Valid laps=12

Run #	Lap	Lap Time	T1	T2	T3	T4	Speed
Run # 1	<i>Front Tyre Slick-Medium Rear Tyre Slick-Medium</i>					<i>Front Tyre Slick-Medium Rear Tyre Slick-Soft</i>	
	New Tyre					New Tyre	
1	2'15.295	35.327	29.836	19.632	27.212		
2	1'38.163 *	24.159	28.229*	18.835	26.940	282.9	
3	1'36.275	23.062	28.974	18.277	25.962	292.0	
4	1'32.980	22.565	26.921	17.929	25.565	292.8	
5	1'31.436	21.953	26.540	17.602	25.341	313.1	
6	1'34.260 *	21.917	26.560*	18.024	27.759	307.8	
7	1'33.435	22.234	26.863	18.221	26.117	325.4	
8	1'33.765	22.934	26.865	17.905	26.061	320.5	
9	1'34.862 P	23.734	28.462	18.900	23.766	315.0	
Run # 2	<i>Front Tyre Slick-Medium Rear Tyre Slick-Soft</i>					<i>Front Tyre Slick-Medium Rear Tyre Slick-Soft</i>	
	9 Laps at start					New Tyre	
10	1'52.007	36.546	31.269	18.292	25.900		
11	1'31.133	21.729	26.328	17.746	25.330	333.4	
12	1'46.599	29.469	28.591	22.213	26.326	329.3	
13	1'30.678	21.574	26.121	17.457	25.526	332.3	
14	1'31.286	21.690	26.860	17.546	25.190	329.3	
15	1'29.869	21.411	26.080	17.331	25.047	332.3	
16	1'35.419 P	24.332	28.825	19.176	23.086	318.7	
Run # 3	<i>Front Tyre Slick-Medium Rear Tyre Slick-Soft</i>					<i>Front Tyre Slick-Medium Rear Tyre Slick-Soft</i>	
	16 Laps at start					7 Laps at start	
17	1'51.819	40.212	28.755	17.732	25.120		
18	1'29.890	21.352	26.118	17.294	25.126	332.3	
19	1'30.202	21.478	26.272	17.373	25.079	333.4	
20	1'35.182 P	24.874	28.145	18.713	23.450	325.4	
Run # 4	<i>Front Tyre Slick-Hard Rear Tyre Slick-Soft</i>					<i>Front Tyre Slick-Medium Rear Tyre Slick-Soft</i>	
	New Tyre					New Tyre	
21	1'43.638	32.842	28.195	17.558	25.043		


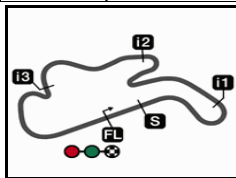
22nd 25 Raul FERNANDEZ APRILIA SPA
Trackhouse Racing

Runs=2 Total laps=11 Full laps=8 Valid laps=7

Fastest Lap: Marc MARQUEZ Gresini Racing MotoG SPA **1'27.770** 20.934 25.337 16.905 24.594

These data/results cannot be reproduced, stored and/or transmitted in whole or in part by any manner of electronic, mechanical, photocopying, recording, broadcasting or otherwise now known or herein after developed without the previous express consent by the copyright owner, except for reproduction in daily press and regular printed publications on sale to the public within 60 days of the event related to those data/results and always provided that copyright symbol appears together as follows below.
© DORNA, 2024

Phillip Island

Results and timing service provided by  TISSOT

4448 m.

QATAR AIRWAYS AUSTRALIAN MOTORCYCLE GRAND PRIX

Practice

Best Partial Times


IT Ideal Lap Time, sum of the best partial times

BT Best Lap Time

T1		T2		T3		T4				IT		BT	
Pos	Rider	Time	Rider	Time	Rider	Time	Rider	Time	Pos	Rider	IT	BT	
1	F.DI GIANNANTO	20.757	M.MARQUEZ	25.337	J.MARTIN	16.857	J.MARTIN	24.554	1	M.MARQUEZ	1'27.770	1'27.770	(1)
2	A.MARQUEZ	20.862	M.BEZZECCHI	25.396	M.VIÑALES	16.862	M.MARQUEZ	24.594	2	J.MARTIN	1'27.853	1'27.967	(4)
3	B.BINDER	20.865	F.QUARTARARO	25.429	M.MARQUEZ	16.905	F.BAGNAIA	24.606	3	A.MARQUEZ	1'27.872	1'27.872	(2)
4	J.MILLER	20.899	A.MARQUEZ	25.460	A.MARQUEZ	16.908	B.BINDER	24.628	4	M.BEZZECCHI	1'27.958	1'27.958	(3)
5	J.MARTIN	20.911	J.MILLER	25.502	F.DI GIANNANTO	16.909	A.MARQUEZ	24.642	5	J.MILLER	1'27.978	1'28.469	(12)
6	F.MORBIDELLI	20.918	B.BINDER	25.505	J.MILLER	16.916	J.MILLER	24.661	6	F.DI GIANNANTO	1'27.998	1'28.312	(8)
7	A.RINS	20.918	J.ZARCO	25.516	F.BAGNAIA	16.935	M.BEZZECCHI	24.668	7	F.BAGNAIA	1'28.013	1'28.013	(5)
8	F.BAGNAIA	20.929	F.DI GIANNANTO	25.516	M.BEZZECCHI	16.946	F.MORBIDELLI	24.685	8	B.BINDER	1'28.031	1'28.265	(7)
9	M.MARQUEZ	20.934	J.MARTIN	25.531	P.ACOSTA	16.969	M.VIÑALES	24.697	9	M.VIÑALES	1'28.052	1'28.160	(6)
10	M.VIÑALES	20.941	F.BAGNAIA	25.543	A.RINS	17.016	A.RINS	24.737	10	A.RINS	1'28.251	1'28.428	(10)
11	M.BEZZECCHI	20.948	M.VIÑALES	25.552	B.BINDER	17.033	L.MARINI	24.756	11	F.MORBIDELLI	1'28.297	1'28.320	(9)
12	P.ACOSTA	20.956	J.MIR	25.577	F.QUARTARARO	17.046	E.BASTIANINI	24.763	12	J.ZARCO	1'28.364	1'28.576	(14)
13	J.ZARCO	20.973	A.FERNANDEZ	25.577	E.BASTIANINI	17.061	J.ZARCO	24.789	12	F.QUARTARARO	1'28.364	1'28.443	(11)
14	F.QUARTARARO	20.982	A.RINS	25.580	J.ZARCO	17.086	F.DI GIANNANTO	24.816	14	P.ACOSTA	1'28.398	1'28.528	(13)
15	A.ESPARGARO	21.018	F.MORBIDELLI	25.592	A.ESPARGARO	17.096	A.ESPARGARO	24.855	15	E.BASTIANINI	1'28.601	1'28.759	(16)
16	E.BASTIANINI	21.050	P.ACOSTA	25.602	F.MORBIDELLI	17.102	A.FERNANDEZ	24.864	16	A.FERNANDEZ	1'28.628	1'28.628	(15)
17	A.FERNANDEZ	21.067	T.NAKAGAMI	25.695	A.FERNANDEZ	17.120	P.ACOSTA	24.871	17	A.ESPARGARO	1'28.707	1'28.782	(18)
18	J.MIR	21.110	E.BASTIANINI	25.727	L.MARINI	17.127	J.MIR	24.880	18	J.MIR	1'28.716	1'28.773	(17)
19	L.MARINI	21.146	A.ESPARGARO	25.738	J.MIR	17.149	F.QUARTARARO	24.907	19	L.MARINI	1'28.776	1'28.820	(19)
20	T.NAKAGAMI	21.277	L.MARINI	25.747	R.FERNANDEZ	17.256	T.NAKAGAMI	24.984	20	T.NAKAGAMI	1'29.218	1'29.293	(20)
21	L.SAVADORI	21.352	R.FERNANDEZ	25.990	T.NAKAGAMI	17.262	L.SAVADORI	25.043	21	L.SAVADORI	1'29.769	1'29.869	(21)
22	R.FERNANDEZ	21.499	L.SAVADORI	26.080	L.SAVADORI	17.294	R.FERNANDEZ	25.179	22	R.FERNANDEZ	1'29.924	1'30.058	(22)


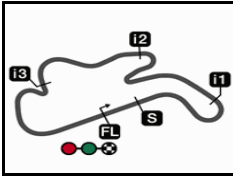
These data/results cannot be reproduced, stored and/or transmitted in whole or in part by any manner of electronic, mechanical, photocopying, recording, broadcasting or otherwise now known or herein after developed without the previous express consent by the copyright owner, except for reproduction in daily press and regular printed publications on sale to the public within 60 days of the event related to those data/results and always provided that copyright symbol appears together as follows below.

© DORNA, 2024

Official MotoGP Timing by  TISSOT
www.motogp.com




Phillip Island

Results and timing service provided by **MotoGP™**

4448 m.

QATAR AIRWAYS AUSTRALIAN MOTORCYCLE GRAND PRIX**Practice****Fastest Laps Sequence**

<i>Practice Time</i>	 <i>Rider</i>	<i>Nation</i>	<i>Motorcycle</i>	<i>Time</i>	<i>Km/h</i>	<i>Rider's Lap</i>
3'26.895	93 Marc MARQUEZ	SPA	DUCATI	1'32.232	173.6	2
4'57.777	93 Marc MARQUEZ	SPA	DUCATI	1'30.882	176.1	3
6'27.759	93 Marc MARQUEZ	SPA	DUCATI	1'29.982	177.9	4
7'57.172	93 Marc MARQUEZ	SPA	DUCATI	1'29.413	179.0	5
9'36.627	12 Maverick VIÑALES	SPA	APRILIA	1'29.383	179.1	6
11'00.080	93 Marc MARQUEZ	SPA	DUCATI	1'29.151	179.6	7
12'29.100	93 Marc MARQUEZ	SPA	DUCATI	1'29.020	179.8	8
28'10.291	43 Jack MILLER	AUS	KTM	1'28.731	180.4	12
35'19.104	93 Marc MARQUEZ	SPA	DUCATI	1'28.674	180.5	13
36'47.558	93 Marc MARQUEZ	SPA	DUCATI	1'28.454	181.0	14
50'51.936	12 Maverick VIÑALES	SPA	APRILIA	1'28.160	181.6	22
54'55.744	93 Marc MARQUEZ	SPA	DUCATI	1'27.770	182.4	19

These data/results cannot be reproduced, stored and/or transmitted in whole or in part by any manner of electronic, mechanical, photocopying, recording, broadcasting or otherwise now known or herein after developed without the previous express consent by the copyright owner, except for reproduction in daily press and regular printed publications on sale to the public within 60 days of the event related to those data/results and always provided that copyright symbol appears together as follows below.

© DORNA, 2024

Official MotoGP Timing by TISSOT
www.motogp.com

**Phillip Island, Friday, October 18, 2024**