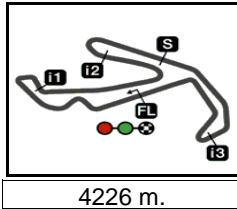


GRAN PREMIO RED BULL DI SAN MARINO E DELLA RIVIERA


Practice

Classification

6



4226 m.

|  | Rider | Nation | Team | Motorcycle | Time | Lap | Total | Gap | Top Speed |
|---|--------------------------|--------|---------------------------------|------------|-----------------|-----|-------|-------|--------------------|
| 1 | 1 Francesco BAGNAIA | ITA | Ducati Lenovo Team | DUCATI | 1'30.685 | 22 | 23 | | 296.7 |
| 2 | 93 Marc MARQUEZ | SPA | Gresini Racing MotoGP | DUCATI | 1'30.870 | 27 | 27 | 0.185 | 0.185 297.5 |
| 3 | 89 Jorge MARTIN | SPA | Prima Pramac Racing | DUCATI | 1'30.966 | 23 | 27 | 0.281 | 0.096 296.7 |
| 4 | 21 Franco MORBIDELLI | ITA | Prima Pramac Racing | DUCATI | 1'30.967 | 25 | 25 | 0.282 | 0.001 297.5 |
| 5 | 23 Enea BASTIANINI | ITA | Ducati Lenovo Team | DUCATI | 1'31.067 | 18 | 23 | 0.382 | 0.100 296.7 |
| 6 | 31 Pedro ACOSTA | SPA | Red Bull GASGAS Tech3 | KTM | 1'31.203 | 20 | 24 | 0.518 | 0.136 298.3 |
| 7 | 72 Marco BEZZECCHI | ITA | Pertamina Enduro VR46 Racing Te | DUCATI | 1'31.229 | 22 | 27 | 0.544 | 0.026 297.5 |
| 8 | 12 Maverick VIÑALES | SPA | Aprilia Racing | APRILIA | 1'31.301 | 25 | 27 | 0.616 | 0.072 297.5 |
| 9 | 20 Fabio QUARTARARO | FRA | Monster Energy Yamaha MotoGP | YAMAHA | 1'31.313 | 27 | 30 | 0.628 | 0.012 290.3 |
| 10 | 43 Jack MILLER | AUS | Red Bull KTM Factory Racing | KTM | 1'31.320 | 25 | 27 | 0.635 | 0.007 296.7 |
| 11 | 33 Brad BINDER | RSA | Red Bull KTM Factory Racing | KTM | 1'31.422 | 18 | 23 | 0.737 | 0.102 297.5 |
| 12 | 41 Aleix ESPARGARO | SPA | Aprilia Racing | APRILIA | 1'31.433 | 16 | 20 | 0.748 | 0.011 294.2 |
| 13 | 44 Pol ESPARGARO | SPA | Red Bull KTM Factory Racing | KTM | 1'31.434 | 18 | 19 | 0.749 | 0.001 295.8 |
| 14 | 88 Miguel OLIVEIRA | POR | Trackhouse Racing | APRILIA | 1'31.724 | 25 | 25 | 1.039 | 0.290 296.7 |
| 15 | 5 Johann ZARCO | FRA | CASTROL Honda LCR | HONDA | 1'31.735 | 23 | 24 | 1.050 | 0.011 295.0 |
| 16 | 49 Fabio DI GIANNANTONIO | ITA | Pertamina Enduro VR46 Racing Te | DUCATI | 1'31.779 | 22 | 22 | 1.094 | 0.044 290.3 |
| 17 | 42 Alex RINS | SPA | Monster Energy Yamaha MotoGP | YAMAHA | 1'31.886 | 20 | 24 | 1.201 | 0.107 293.4 |
| 18 | 73 Alex MARQUEZ | SPA | Gresini Racing MotoGP | DUCATI | 1'31.908 | 21 | 25 | 1.223 | 0.022 294.2 |
| 19 | 37 Augusto FERNANDEZ | SPA | Red Bull GASGAS Tech3 | KTM | 1'31.961 | 21 | 23 | 1.276 | 0.053 295.0 |
| 20 | 30 Takaaki NAKAGAMI | JPN | IDEMITSU Honda LCR | HONDA | 1'32.208 | 25 | 25 | 1.523 | 0.247 291.8 |
| 21 | 25 Raul FERNANDEZ | SPA | Trackhouse Racing | APRILIA | 1'32.227 | 16 | 20 | 1.542 | 0.019 295.0 |
| 22 | 10 Luca MARINI | ITA | Repsol Honda Team | HONDA | 1'32.388 | 24 | 24 | 1.703 | 0.161 294.2 |
| 23 | 6 Stefan BRADL | GER | HRC Test Team | HONDA | 1'33.816 | 19 | 20 | 3.131 | 1.428 291.8 |
| Not classified | | | | | | | | | |
| | 36 Joan MIR | SPA | Repsol Honda Team | HONDA | | | | | |

Practice condition: Dry

Air: 28°

Humidity: 55%

Ground: 40°

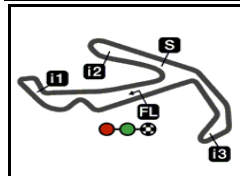
| | | | | |
|-----------------------------|---------|--------------------------|-----------------|------------|
| Fastest Lap: | Lap: 22 | Francesco BAGNAIA | 1'30.685 | 167.7 Km/h |
| Best Race Lap: | 2023 | Francesco BAGNAIA | 1'31.791 | 165.7 Km/h |
| All-Time Lap Record: | 2023 | Jorge MARTIN | 1'30.390 | 168.3 Km/h |

The results are provisional until the end of the limit for protest and appeals.

Time limit for protest expires 60' after publication of the results - Time:

These data/results cannot be reproduced, stored and/or transmitted in whole or in part by any manner of electronic, mechanical, photocopying, recording, broadcasting or otherwise now known or herein after developed without the previous express consent by the copyright owner, except for reproduction in daily press and regular printed publications on sale to the public within 60 days of the event related to those data/results and always provided that copyright symbol appears together as follows below.

© DORNA, 2024



4226 m.

GRAN PREMIO RED BULL DI SAN MARINO E DELLA RIVIERA

Practice

Top Speed & Average

8



| Rider | Nation | Motorcycle | Top 5 speeds | | | | | Average | Top |
|---------------------------------|--------|------------|--------------|-------|-------|-------|-------|---------|--------------|
| 31 Pedro ACOSTA | SPA | KTM | 298.3 | 297.5 | 295.8 | 295.8 | 295.0 | 296.2 | 298.3 |
| 12 Maverick VIÑALES | SPA | APRILIA | 297.5 | 295.0 | 294.2 | 294.2 | 294.2 | 294.7 | 297.5 |
| 21 Franco MORBIDELLI | ITA | DUCATI | 297.5 | 295.8 | 295.8 | 295.8 | 295.8 | 296.1 | 297.5 |
| 33 Brad BINDER | RSA | KTM | 297.5 | 296.7 | 295.8 | 295.8 | 293.4 | 294.6 | 297.5 |
| 72 Marco BEZZECCHI | ITA | DUCATI | 297.5 | 295.0 | 295.0 | 294.2 | 294.2 | 295.2 | 297.5 |
| 93 Marc MARQUEZ | SPA | DUCATI | 297.5 | 295.0 | 293.4 | 292.6 | 292.6 | 294.2 | 297.5 |
| 1 Francesco BAGNAIA | ITA | DUCATI | 296.7 | 296.7 | 296.7 | 295.8 | 295.8 | 296.1 | 296.7 |
| 23 Enea BASTIANINI | ITA | DUCATI | 296.7 | 295.8 | 295.8 | 294.2 | 294.2 | 295.2 | 296.7 |
| 43 Jack MILLER | AUS | KTM | 296.7 | 295.8 | 295.8 | 295.8 | 295.0 | 295.8 | 296.7 |
| 88 Miguel OLIVEIRA | POR | APRILIA | 296.7 | 296.7 | 295.8 | 295.8 | 295.0 | 296.0 | 296.7 |
| 89 Jorge MARTIN | SPA | DUCATI | 296.7 | 296.7 | 295.0 | 295.0 | 295.0 | 295.6 | 296.7 |
| 44 Po ESPARGARO | SPA | KTM | 295.8 | 295.8 | 295.0 | 294.2 | 294.2 | 295.0 | 295.8 |
| 5 Johann ZARCO | FRA | HONDA | 295.0 | 295.0 | 295.0 | 294.2 | 293.4 | 294.2 | 295.0 |
| 25 Raul FERNANDEZ | SPA | APRILIA | 295.0 | 292.6 | 292.6 | 292.6 | 291.8 | 292.6 | 295.0 |
| 37 Augusto FERNANDEZ | SPA | KTM | 295.0 | 295.0 | 294.2 | 294.2 | 294.2 | 294.5 | 295.0 |
| 10 Luca MARINI | ITA | HONDA | 294.2 | 293.4 | 293.4 | 292.6 | 292.6 | 293.2 | 294.2 |
| 41 Aleix ESPARGARO | SPA | APRILIA | 294.2 | 293.4 | 293.4 | 292.6 | 292.6 | 293.1 | 294.2 |
| 73 Alex MARQUEZ | SPA | DUCATI | 294.2 | 293.4 | 291.8 | 291.8 | 291.1 | 292.0 | 294.2 |
| 42 Alex RINS | SPA | YAMAHA | 293.4 | 293.4 | 291.8 | 291.8 | 291.1 | 291.8 | 293.4 |
| 6 Stefan BRADL | GER | HONDA | 291.8 | 290.3 | 289.5 | 288.0 | 287.2 | 289.0 | 291.8 |
| 30 Takaaki NAKAGAMI | JPN | HONDA | 291.8 | 291.1 | 289.5 | 288.7 | 288.7 | 289.4 | 291.8 |
| 20 Fabio QUARTARARO | FRA | YAMAHA | 290.3 | 290.3 | 290.3 | 289.5 | 289.5 | 289.8 | 290.3 |
| 49 Fabio DI GIANNANTONIO | ITA | DUCATI | 290.3 | 289.5 | 289.5 | 288.7 | 288.7 | 289.3 | 290.3 |

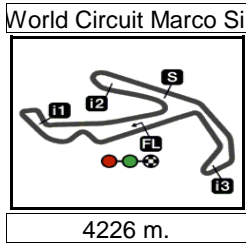
These data/results cannot be reproduced, stored and/or transmitted in whole or in part by any manner of electronic, mechanical, photocopying, recording, broadcasting or otherwise now known or herein after developed without the previous express consent by the copyright owner, except for reproduction in daily press and regular printed publications on sale to the public within 60 days of the event related to those data/results and always provided that copyright symbol appears together as follows below.

© DORNA, 2024

Official MotoGP Timing by TISSOT
www.motogp.com



Misano Adriatico, Friday, September 06, 2024



GRAN PREMIO RED BULL DI SAN MARINO E DELLA RIVIERA
Practice
Chronological Analysis of Performances

9

* Lap / Sector time cancelled T1 Time from finish line to 1st intermediate T3 Time from 2nd intermed. to 3rd intermed.
P Crossing the finish line in pit lane T2 Time from 1st intermed. to 2nd intermed. T4 Time from 3rd intermediate to finish line
**Tyre data subject to further updates

| Lap | Lap Time | T1 | T2 | T3 | T4 | Speed | Lap | Lap Time | T1 | T2 | T3 | T4 | Speed | | |
|--------------|-----------------|--------------------------|---------------------|-------------------------|---------------------|-------|--------------|-----------------|-------------------------|---------------------|------------------------|---------------------|---------------|--------------|---------------|
| 1st | 1 | Francesco BAGNAIA | | DUCATI | | ITA | 4 | 1'32.302 | 25.928 | 20.447 | 25.280 | 20.647 | 289.5 | | |
| | | Ducati Lenovo Team | | | | | 5 | 1'31.879 | 25.720 | 20.356 | 25.299 | 20.504 | 292.6 | | |
| | | Runs=5 | Total laps=23 | Full laps=14 | Valid laps=12 | | 6 | 1'31.703 | 25.710 | 20.366 | 25.181 | 20.446 | 291.1 | | |
| Run # | 1 | <i>Front Tyre</i> | <i>Slick-Medium</i> | <i>Rear Tyre</i> | <i>Slick-Medium</i> | | 7 | 1'33.614 | P 28.330* | 21.930 | 26.735* | 16.619 | 280.5 | | |
| | | New Tyre | | New Tyre | | | Run # | 2 | <i>Front Tyre</i> | <i>Slick-Medium</i> | <i>Rear Tyre</i> | <i>Slick-Soft</i> | | | |
| 1 | 2'36.084 | 34.048 | 22.395 | 27.643 | 21.642 | 271.3 | | | 7 Laps at start | | 7 Laps at start | | | | |
| 2 | 1'33.927 | 26.529 | 20.870 | 25.582 | 20.946 | 296.7 | 8 | 1'45.430 | 35.706 | 22.384 | 25.945 | 21.395 | 287.2 | | |
| 3 | 1'32.523 | 25.904 | 20.691 | 25.117 | 20.811 | 296.7 | 9 | 1'34.094 | 26.489 | 20.981 | 25.518 | 21.106 | 288.0 | | |
| 4 | 1'32.399 | 25.912 | 20.657 | 25.072 | 20.758 | 295.8 | 10 | 1'32.348 | 25.945 | 20.464 | 25.172 | 20.767 | 290.3 | | |
| 5 | 1'37.340 * | 25.822 | 20.458 | 29.823* | 21.237 | 281.9 | 11 | 1'31.364 | 25.621 | 20.294 | 25.087 | 20.362 | 291.8 | | |
| 6 | 1'32.174 | 25.831 | 20.493 | 25.088 | 20.762 | 295.8 | 12 | 1'35.516 | 26.793 | 21.274 | 26.191 | 21.258 | 288.7 | | |
| 7 | 1'33.011 P | 28.034 | 21.727 | 26.539 | 16.711 | 285.7 | 13 | 1'29.381 P | 25.851 | 20.939 | 25.934 | 16.657 | 286.4 | | |
| Run # | 2 | <i>Front Tyre</i> | <i>Slick-Medium</i> | <i>Rear Tyre</i> | <i>Slick-Medium</i> | | Run # | 3 | <i>Front Tyre</i> | <i>Slick-Medium</i> | <i>Rear Tyre</i> | <i>Slick-Medium</i> | | | |
| | | 7 Laps at start | | 7 Laps at start | | | | | 13 Laps at start | | New Tyre | | | | |
| 8 | 1'43.269 * | 34.816 | 21.311 | 26.130* | 21.012 | 293.4 | 14 | 1'48.945 | 36.515 | 23.626 | 26.871 | 21.933 | 289.5 | | |
| 9 | 1'31.739 | 25.802 | 20.451 | 24.909 | 20.577 | 292.6 | 15 | 1'34.817 | 26.780 | 20.955 | 25.383 | 21.699 | 290.3 | | |
| 10 | 1'31.570 | 25.643 | 20.503 | 24.822 | 20.602 | 295.8 | 16 | 1'33.801 | 25.924 | 21.315 | 25.330 | 21.232 | 291.1 | | |
| 11 | 1'31.691 | 25.662 | 20.446 | 24.890 | 20.693 | 295.0 | 17 | 1'32.693 | 26.308 | 20.601 | 25.126 | 20.658 | 291.1 | | |
| 12 | 1'33.860 P | 29.312* | 21.502 | 26.469 | 16.577 | 287.2 | 18 | 1'31.782 | 25.702 | 20.614 | 24.961 | 20.505 | 292.6 | | |
| Run # | 3 | <i>Front Tyre</i> | <i>Slick-Medium</i> | <i>Rear Tyre</i> | <i>Slick-Medium</i> | | 19 | 1'27.749 P | 25.697 | 20.467 | 25.193 | 16.392 | 291.8 | | |
| | | 12 Laps at start | | 12 Laps at start | | | Run # | 4 | <i>Front Tyre</i> | <i>Slick-Medium</i> | <i>Rear Tyre</i> | <i>Slick-Soft</i> | | | |
| 13 | 1'44.040 | 35.830 | 21.348 | 25.895 | 20.967 | 293.4 | | | New Tyre | | New Tyre | | | | |
| 14 | 1'32.023 | 25.930 | 20.456 | 24.977 | 20.660 | 291.8 | 20 | 1'45.915 | 36.856 | 21.629 | 25.979 | 21.451 | 289.5 | | |
| 15 | 1'31.795 | 25.729 | 20.558 | 24.892 | 20.616 | 295.0 | 21 | 1'38.900 | 26.029 | 20.627 | 31.154 | 21.090 | 208.8 | | |
| 16 | 1'32.984 P | 27.061 | 24.202 | 25.464 | 16.257 | 296.7 | 22 | 1'31.034 | 25.610 | 20.280 | 24.879 | 20.265 | 291.8 | | |
| Run # | 4 | <i>Front Tyre</i> | <i>Slick-Medium</i> | <i>Rear Tyre</i> | <i>Slick-Soft</i> | | 23 | 1'37.148 P | 31.038* | 21.893* | 26.595* | 17.622 | 281.9 | | |
| | | New Tyre | | New Tyre | | | Run # | 5 | <i>Front Tyre</i> | <i>Slick-Medium</i> | <i>Rear Tyre</i> | <i>Slick-Soft</i> | | | |
| 17 | 1'42.453 * | 34.610 | 21.123 | 25.935* | 20.785 | 291.1 | | | 4 Laps at start | | New Tyre | | | | |
| 18 | 1'31.261 | 25.745 | 20.289 | 24.848 | 20.379 | 295.8 | 24 | 1'46.320 | 34.681 | 22.454 | 28.443 | 20.742 | 281.9 | | |
| 19 | 1'30.636 P | 25.584 | 21.291* | 27.062 | 16.699 | 281.9 | 25 | 1'35.552 * | 25.550 | 20.189 | 27.662* | 22.151 | 295.0 | | |
| Run # | 5 | <i>Front Tyre</i> | <i>Slick-Medium</i> | <i>Rear Tyre</i> | <i>Slick-Soft</i> | | 26 | 1'35.688 * | 28.576* | 20.582 | 25.402 | 21.128 | 297.5 | | |
| | | 3 Laps at start | | New Tyre | | | 27 | 1'30.870 | 25.480 | 20.232 | 24.885 | 20.273 | 293.4 | | |
| 20 | 1'40.833 | 33.424 | 21.173 | 25.456 | 20.780 | 292.6 | 3rd | 89 | Jorge MARTIN | | DUCATI | | SPA | | |
| 21 | 1'30.885 | 25.510 | 20.276 | 24.794 | 20.305 | 295.0 | | | Prima Pramac Racing | | Runs=5 | | Total laps=27 | Full laps=18 | Valid laps=11 |
| 22 | 1'30.685 | 25.460 | 20.144 | 24.697 | 20.384 | 295.8 | Run # | 1 | <i>Front Tyre</i> | <i>Slick-Medium</i> | <i>Rear Tyre</i> | <i>Slick-Soft</i> | | | |
| 23 | 1'51.563 * | 30.087* | 21.409 | 27.881 | 32.186 | 280.5 | | | New Tyre | | New Tyre | | | | |
| 2nd | 93 | Marc MARQUEZ | | DUCATI | | SPA | 1 | 2'30.490 | 34.225 | 21.841 | 26.113 | 21.074 | 292.6 | | |
| | | Gresini Racing MotoGP | | | | | 2 | 1'33.163 | 26.427 | 20.659 | 25.251 | 20.826 | 295.0 | | |
| | | Runs=5 | Total laps=27 | Full laps=18 | Valid laps=14 | | 3 | 1'32.192 * | 25.868 | 20.482 | 25.207* | 20.635 | 293.4 | | |
| Run # | 1 | <i>Front Tyre</i> | <i>Slick-Medium</i> | <i>Rear Tyre</i> | <i>Slick-Soft</i> | | 4 | 1'31.805 * | 25.816 | 20.250 | 25.172* | 20.567 | 294.2 | | |
| | | New Tyre | | New Tyre | | | 5 | 1'35.996 * | 25.853 | 20.410 | 26.451* | 23.282 | 295.0 | | |
| 1 | 2'50.814 | 35.269 | 23.047 | 27.261 | 21.956 | 276.9 | 6 | 1'32.341 | 26.177 | 20.426 | 25.101 | 20.637 | 292.6 | | |
| 2 | 1'35.202 * | 27.050 | 21.157 | 25.874* | 21.121 | 288.7 | 7 | 1'43.086 | 36.187 | 20.707 | 25.532 | 20.660 | 294.2 | | |
| 3 | 1'33.045 * | 26.007 | 20.566 | 25.521* | 20.951 | 289.5 | | | | | | | | | |

Fastest Lap: Francesco BAGNAIA Ducati Lenovo Team ITA **1'30.685** 25.460 20.144 24.697 20.384

These data/results cannot be reproduced, stored and/or transmitted in whole or in part by any manner of electronic, mechanical, photocopying, recording, broadcasting or otherwise now known or herein after developed without the previous express consent by the copyright owner, except for reproduction in daily press and regular printed publications on sale to the public within 60 days of the event related to those data/results and always provided that copyright symbol appears together as follows below.
© DORNA, 2024



Practice

MotoGP

| Lap | Lap Time | T1 | T2 | T3 | T4 | Speed | Lap | Lap Time | T1 | T2 | T3 | T4 | Speed | |
|-----|-----------------|------------------|---------------|---------------|---------------|--------------|----------------|-------------------|---------------------|------------------|---------------------|----|-------|--|
| 8 | 1'32.281 | 26.100 | 20.396 | 25.166 | 20.619 | 295.0 | Run # 2 | <i>Front Tyre</i> | Slick-Medium | <i>Rear Tyre</i> | Slick-Soft | | | |
| 9 | 1'31.991 | 25.934 | 20.288 | 25.216 | 20.553 | 293.4 | | | | | | | | |
| 10 | 1'32.574 P | 25.762 | 20.392 | 29.562 | 16.858 | 215.1 | | | | | | | | |
| | | 10 Laps at start | | | | | | | | | | | | |
| 11 | 1'46.609 * | 36.249 | 21.074 | 27.856 | 21.430* | 294.2 | | | | | | | | |
| 12 | 1'32.691 * | 26.170 | 20.375 | 25.243* | 20.903 | 294.2 | | | | | | | | |
| 13 | 1'34.956 | 28.169 | 20.679 | 25.484 | 20.624 | 292.6 | | | | | | | | |
| 14 | 1'31.681 | 25.775 | 20.283 | 25.058 | 20.565 | 294.2 | | | | | | | | |
| 15 | 1'27.147 P | 25.876 | 20.298 | 25.119 | 15.854 | 295.0 | | | | | | | | |
| | | 15 Laps at start | | | | | | | | | | | | |
| 16 | 1'42.984 * | 35.535 | 21.075 | 25.624* | 20.750* | 293.4 | Run # 3 | <i>Front Tyre</i> | Slick-Medium | <i>Rear Tyre</i> | Slick-Soft | | | |
| 17 | 1'32.639 | 25.914 | 20.327 | 25.823 | 20.575 | 294.2 | | | | | | | | |
| 18 | 1'31.711 * | 25.746 | 20.331 | 25.201* | 20.433 | 288.0 | | | | | | | | |
| 19 | 1'31.579 | 25.746 | 20.283 | 25.029 | 20.521 | 293.4 | | | | | | | | |
| 20 | 1'33.089 P | 28.157* | 21.242 | 25.918 | 17.772 | 291.8 | | | | | | | | |
| | | 15 Laps at start | | | | | | | | | | | | |
| 21 | 1'47.443 * | 36.127 | 23.203 | 27.446* | 20.667* | 224.5 | Run # 4 | <i>Front Tyre</i> | Slick-Medium | <i>Rear Tyre</i> | Slick-Soft | | | |
| 22 | 1'32.586 * | 25.645 | 20.687* | 25.221 | 21.033 | 293.4 | | | | | | | | |
| 23 | 1'30.966 | 25.623 | 20.221 | 24.787 | 20.335 | 294.2 | | | | | | | | |
| 24 | 1'32.672 P | 27.304 | 21.039 | 26.002 | 18.327 | 293.4 | | | | | | | | |
| | | 4 Laps at start | | | | | | | | | | | | |
| 25 | 1'57.428 | 38.676 | 25.316 | 32.229 | 21.207 | 153.4 | | | | | | | | |
| 26 | 1'33.135 * | 26.379* | 20.337 | 25.475 | 20.944* | 296.7 | | | | | | | | |
| 27 | 1'31.136 | 25.624 | 20.168 | 24.759 | 20.585 | 296.7 | | | | | | | | |
| | | New Tyre | | | | | | | | | | | | |
| 1 | 2'34.097 | 34.368 | 22.007 | 26.166 | 21.643 | 290.3 | Run # 5 | <i>Front Tyre</i> | Slick-Medium | <i>Rear Tyre</i> | Slick-Soft | | | |
| 2 | 1'36.763 | 27.560 | 20.956 | 25.521 | 22.726 | 292.6 | | | | | | | | |
| 3 | 1'33.274 * | 26.284 | 20.732 | 25.249* | 21.009 | 294.2 | | | | | | | | |
| 4 | 1'32.538 | 25.992 | 20.613 | 25.109 | 20.824 | 292.6 | | | | | | | | |
| 5 | 1'32.382 | 25.869 | 20.619 | 25.126 | 20.768 | 292.6 | | | | | | | | |
| 6 | 1'32.249 | 25.851 | 20.536 | 25.112 | 20.750 | 292.6 | | | | | | | | |
| 7 | 1'41.693 * | 27.705* | 25.207 | 26.831* | 21.950 | 291.8 | | | | | | | | |
| 8 | 1'29.604 P | 26.100 | 20.554 | 26.569 | 16.381 | 292.6 | | | | | | | | |
| | | 8 Laps at start | | | | | | | | | | | | |
| 9 | 1'41.987 | 33.923 | 21.275 | 25.631 | 21.158 | 288.7 | Run # 6 | <i>Front Tyre</i> | Slick-Medium | <i>Rear Tyre</i> | Slick-Medium | | | |
| 10 | 1'33.084 | 25.963 | 20.923 | 25.305 | 20.893 | 291.1 | | | | | | | | |
| 11 | 1'32.349 * | 25.839 | 20.572 | 25.185* | 20.753 | 294.2 | | | | | | | | |
| 12 | 1'32.066 | 25.870 | 20.496 | 25.029 | 20.671 | 293.4 | | | | | | | | |
| 13 | 1'37.058 | 25.789 | 21.232 | 28.983 | 21.054 | 265.3 | | | | | | | | |
| 14 | 1'30.959 P | 25.900 | 20.417 | 25.029 | 19.613 | 295.8 | | | | | | | | |
| | | New Tyre | | | | | | | | | | | | |
| 15 | 1'41.601 | 33.781 | 21.325 | 25.523 | 20.972 | 291.1 | Run # 7 | <i>Front Tyre</i> | Slick-Medium | <i>Rear Tyre</i> | Slick-Soft | | | |
| 16 | 1'31.690 | 25.751 | 20.539 | 24.838 | 20.562 | 294.2 | | | | | | | | |
| 17 | 1'31.242 | 25.601 | 20.252 | 24.937 | 20.452 | 293.4 | | | | | | | | |
| 18 | 1'31.067 | 25.518 | 20.205 | 24.839 | 20.505 | 296.7 | | | | | | | | |
| 19 | 1'29.591 P | 26.900 | 20.780 | 25.813 | 16.098 | 290.3 | | | | | | | | |
| | | New Tyre | | | | | | | | | | | | |
| 20 | 1'39.692 | 33.125 | 20.744 | 25.182 | 20.641 | 293.4 | Run # 8 | <i>Front Tyre</i> | Slick-Medium | <i>Rear Tyre</i> | Slick-Soft | | | |
| 21 | 1'47.507 | 28.860 | 22.560 | 35.291 | 20.796 | 152.1 | | | | | | | | |
| 22 | 1'33.169 * | 26.284* | 20.432 | 25.240 | 21.213 | 292.6 | | | | | | | | |
| 23 | 1'31.144 | 25.570 | 20.317 | 24.808 | 20.449 | 295.8 | | | | | | | | |
| | | 5 Laps at start | | | | | | | | | | | | |
| 1 | 2'09.001 | 37.775 | 23.219 | 28.451 | 21.989 | 262.1 | Run # 9 | <i>Front Tyre</i> | Slick-Medium | <i>Rear Tyre</i> | Slick-Soft | | | |
| 2 | 1'38.348 * | 26.657 | 20.858 | 29.680* | 21.153 | 193.2 | | | | | | | | |
| 3 | 1'32.802 | 26.370 | 20.646 | 25.053 | 20.733 | 295.8 | | | | | | | | |
| | | New Tyre | | | | | | | | | | | | |

Fastest Lap: Francesco BAGNAIA Ducati Lenovo Team ITA **1'30.685** 25.460 20.144 24.697 20.384

These data/results cannot be reproduced, stored and/or transmitted in whole or in part by any manner of electronic, mechanical, photocopying, recording, broadcasting or otherwise now known or herein after developed without the previous express consent by the copyright owner, except for reproduction in daily press and regular printed publications on sale to the public within 60 days of the event related to those data/results and always provided that copyright symbol appears together as follows below.
© DORNA, 2024



Practice

MotoGP

| Lap | Lap Time | T1 | T2 | T3 | T4 | Speed | Lap | Lap Time | T1 | T2 | T3 | T4 | Speed |
|-----|-----------------|-----------------------------------|---------------------|-------------------------|-------------------|--------------|----------------|-------------------------|---------------------|------------------|---------------------|---------------|--------------|
| 4 | 1'32.199 | 25.933 | 20.529 | 25.024 | 20.713 | 295.8 | Run # 3 | <i>Front Tyre</i> | Slick-Medium | <i>Rear Tyre</i> | Slick-Soft | | |
| 5 | 1'31.843 | 25.667 | 20.492 | 25.051 | 20.633 | 294.2 | | New Tyre | | New Tyre | | | |
| 6 | 1'31.700 | 25.832 | 20.355 | 24.879 | 20.634 | 294.2 | 20 | 1'43.339 | 34.689 | 21.705 | 25.747 | 21.198 | 291.1 |
| 7 | 1'32.667 * | 26.540* | 20.444 | 25.008 | 20.675 | 295.0 | 21 | 1'31.524 | 25.700 | 20.559 | 24.800 | 20.465 | 291.8 |
| 8 | 1'31.783 * | 25.878 | 20.371 | 24.903 | 20.631* | 294.2 | 22 | 1'31.229 | 25.465 | 20.472 | 24.841 | 20.451 | 293.4 |
| 9 | 1'31.672 | 25.721 | 20.274 | 24.983 | 20.694 | 293.4 | 23 | 1'33.921 P | 29.861* | 20.880 | 25.907 | 17.273 | 288.7 |
| 10 | 1'31.821 P | 27.580* | 21.502 | 26.266 | 16.473 | 287.2 | Run # 4 | <i>Front Tyre</i> | Slick-Medium | <i>Rear Tyre</i> | Slick-Soft | | |
| | Run # 2 | <i>Front Tyre</i> | Slick-Medium | <i>Rear Tyre</i> | Slick-Soft | | | 4 Laps at start | | New Tyre | | | |
| | | 10 Laps at start | | 10 Laps at start | | | | | | | | | |
| 11 | 1'43.224 | 34.976 | 21.418 | 25.680 | 21.150 | 292.6 | 24 | 1'42.455 | 34.046 | 21.679 | 25.829 | 20.901 | 291.1 |
| 12 | 1'31.914 | 25.813 | 20.617 | 24.881 | 20.603 | 294.2 | 25 | 1'39.159 | 25.643 | 20.400 | 31.773 | 21.343 | 178.2 |
| 13 | 1'31.301 | 25.607 | 20.371 | 24.789 | 20.534 | 293.4 | 26 | 1'33.144 * | 26.541* | 20.674 | 24.970 | 20.959 | 297.5 |
| 14 | 1'34.931 * | 25.695 | 20.369 | 26.742* | 22.125 | 293.4 | 27 | 1'31.544 * | 25.610 | 20.447 | 24.899* | 20.588 | 295.0 |
| 15 | 1'31.845 | 25.859 | 20.413 | 24.910 | 20.663 | 294.2 | | | | | | | |
| 16 | 1'38.120 | 28.398 | 21.329 | 27.357 | 21.036 | 273.4 | 8th 12 | Maverick VIÑALES | | | APRILIA | SPA | |
| 17 | 1'32.014 | 25.813 | 20.431 | 25.146 | 20.624 | 294.2 | | Aprilia Racing | | | | | |
| 18 | 1'30.180 P | 27.909* | 20.699 | 25.374 | 16.198 | 292.6 | | Runs=5 | Total laps=27 | Full laps=18 | Valid laps=13 | | |
| | Run # 3 | <i>Front Tyre</i> | Slick-Medium | <i>Rear Tyre</i> | Slick-Soft | | Run # 1 | <i>Front Tyre</i> | Slick-Soft | <i>Rear Tyre</i> | Slick-Medium | | |
| | | New Tyre | | New Tyre | | | | New Tyre | | New Tyre | | | |
| 19 | 1'42.325 | 34.642 | 21.417 | 25.505 | 20.761 | 292.6 | 1 | 2'10.487 | 35.128 | 22.238 | 26.615 | 22.121 | 291.8 |
| 20 | 1'31.203 | 25.658 | 20.264 | 24.816 | 20.465 | 295.0 | 2 | 1'34.845 | 26.785 | 21.125 | 25.577 | 21.358 | 291.8 |
| 21 | 2'17.690 P | 25.502 | 1'04.078 | 30.147 | 17.963 | 270.6 | 3 | 1'39.737 | 26.361 | 23.683 | 25.820 | 23.873 | 293.4 |
| | Run # 4 | <i>Front Tyre</i> | Slick-Medium | <i>Rear Tyre</i> | Slick-Soft | | 4 | 1'49.273 P | 32.710* | 25.682 | 28.004 | 22.877 | 272.7 |
| | | 3 Laps at start | | New Tyre | | | Run # 2 | <i>Front Tyre</i> | Slick-Medium | <i>Rear Tyre</i> | Slick-Medium | | |
| 22 | 1'57.441 | 37.750 | 25.261 | 33.459 | 20.971 | 167.4 | | New Tyre | | New Tyre | | | |
| 23 | 1'32.917 * | 26.001* | 20.466 | 25.253 | 21.197 | 298.3 | 5 | 1'42.864 | 33.640 | 22.033 | 25.680 | 21.511 | 288.7 |
| 24 | 1'31.795 * | 25.756 | 20.416 | 24.921* | 20.702 | 297.5 | 6 | 1'33.761 * | 26.498 | 20.939 | 25.268* | 21.056 | 291.8 |
| | 7th 72 | Marco BEZZECCHI | | DUCATI | ITA | | 7 | 1'32.459 | 25.962 | 20.761 | 24.939 | 20.797 | 291.1 |
| | | Pertamina Enduro VR46 Racing Team | | | | | 8 | 1'33.216 | 25.897 | 21.303 | 25.150 | 20.866 | 291.1 |
| | | Runs=4 | Total laps=27 | Full laps=20 | Valid laps=16 | | 9 | 1'32.665 | 25.850 | 20.638 | 25.332 | 20.845 | 291.1 |
| | Run # 1 | <i>Front Tyre</i> | Slick-Medium | <i>Rear Tyre</i> | Slick-Soft | | 10 | 1'32.760 * | 25.764 | 20.635 | 25.236* | 21.125* | 293.4 |
| | | New Tyre | | New Tyre | | | 11 | 1'34.111 | 25.901 | 20.632 | 26.504 | 21.074 | 288.7 |
| 1 | 2'03.885 | 34.185 | 22.603 | 30.961 | 23.195 | 256.5 | 12 | 1'32.266 | 25.808 | 20.750 | 24.988 | 20.720 | 290.3 |
| 2 | 1'33.905 | 26.686 | 20.892 | 25.427 | 20.900 | 293.4 | 13 | 1'32.275 * | 25.713 | 20.606 | 25.084 | 20.872* | 291.1 |
| 3 | 1'33.555 | 26.330 | 20.784 | 25.427 | 21.014 | 294.2 | 14 | 1'31.863 | 25.699 | 20.509 | 25.004 | 20.651 | 293.4 |
| 4 | 1'33.808 | 26.297 | 20.752 | 25.662 | 21.097 | 293.4 | 15 | 1'31.914 | 25.702 | 20.632 | 24.933 | 20.647 | 294.2 |
| 5 | 1'32.970 | 25.921 | 20.723 | 25.467 | 20.859 | 291.8 | 16 | 1'37.663 P | 25.788 | 25.987 | 27.301 | 18.587 | 284.2 |
| 6 | 1'32.788 | 26.459 | 20.573 | 25.136 | 20.620 | 291.8 | Run # 3 | <i>Front Tyre</i> | Slick-Medium | <i>Rear Tyre</i> | Slick-Soft | | |
| 7 | 1'32.369 | 25.844 | 20.511 | 25.297 | 20.717 | 291.8 | | 12 Laps at start | | New Tyre | | | |
| 8 | 1'32.061 | 25.999 | 20.535 | 25.056 | 20.471 | 293.4 | 17 | 1'42.085 * | 33.816 | 21.488 | 25.720 | 21.061* | 291.1 |
| 9 | 1'36.004 P | 28.165* | 24.796 | 26.297 | 16.746 | 293.4 | 18 | 1'33.281 | 26.377 | 20.791 | 25.105 | 21.008 | 295.0 |
| | Run # 2 | <i>Front Tyre</i> | Slick-Medium | <i>Rear Tyre</i> | Slick-Soft | | 19 | 1'39.210 * | 30.021 | 22.654 | 25.548* | 20.987 | 294.2 |
| | | 9 Laps at start | | 9 Laps at start | | | 20 | 1'31.189 P | 26.187 | 22.170 | 25.831* | 17.001 | 293.4 |
| 10 | 1'46.950 | 35.142 | 23.233 | 26.559 | 22.016 | 288.7 | Run # 4 | <i>Front Tyre</i> | Slick-Medium | <i>Rear Tyre</i> | Slick-Soft | | |
| 11 | 1'32.625 | 25.999 | 20.634 | 25.124 | 20.868 | 293.4 | | New Tyre | | New Tyre | | | |
| 12 | 1'31.869 | 25.773 | 20.443 | 25.058 | 20.595 | 291.8 | 21 | 1'42.762 | 35.393 | 21.125 | 25.293 | 20.951 | 294.2 |
| 13 | 1'32.480 * | 25.713 | 20.476 | 25.376* | 20.915 | 287.2 | 22 | 1'32.163 * | 26.044 | 20.539 | 25.017 | 20.563* | 294.2 |
| 14 | 1'34.072 | 27.169 | 20.729 | 25.424 | 20.750 | 291.8 | 23 | 1'31.955 P | 27.657 | 21.309* | 25.638* | 17.351 | 297.5 |
| 15 | 1'35.274 | 25.775 | 22.810 | 25.748 | 20.941 | 289.5 | Run # 5 | <i>Front Tyre</i> | Slick-Medium | <i>Rear Tyre</i> | Slick-Soft | | |
| 16 | 1'32.069 | 25.717 | 20.456 | 25.165 | 20.731 | 291.8 | | 3 Laps at start | | New Tyre | | | |
| 17 | 1'39.066 * | 31.108* | 21.207 | 25.861 | 20.890 | 294.2 | 24 | 1'40.120 | 33.431 | 20.911 | 25.160 | 20.618 | 294.2 |
| 18 | 1'32.169 | 25.838 | 20.627 | 25.067 | 20.637 | 295.0 | 25 | 1'31.301 | 25.545 | 20.370 | 24.884 | 20.502 | 294.2 |
| 19 | 1'31.471 P | 25.988 | 20.870 | 25.651 | 18.962 | 291.8 | 26 | 1'32.363 | 25.566 | 20.468 | 25.374 | 20.955 | 294.2 |
| | | | | | | | 27 | 1'37.509 | 25.583 | 20.344 | 29.597 | 21.985 | 285.7 |

Fastest Lap: Francesco BAGNAIA Ducati Lenovo Team ITA **1'30.685** 25.460 20.144 24.697 20.384

These data/results cannot be reproduced, stored and/or transmitted in whole or in part by any manner of electronic, mechanical, photocopying, recording, broadcasting or otherwise now known or herein after developed without the previous express consent by the copyright owner, except for reproduction in daily press and regular printed publications on sale to the public within 60 days of the event related to those data/results and always provided that copyright symbol appears together as follows below.
© DORNA, 2024

Practice

MotoGP

| Lap | Lap Time | T1 | T2 | T3 | T4 | Speed | Lap | Lap Time | T1 | T2 | T3 | T4 | Speed | | |
|-----------------------------------|-----------------|-------------------------|---------------------|------------------|-------------------|--------|---|--------------------|-------------------|---------------------|------------------|-------------------|-------------------|--------|-------|
| 9th | 20 | Fabio QUARTARARO | | | | YAMAHA | FRA | 10 | 1'32.129 | P | 25.988 | 20.445 | 28.520 | 17.176 | 244.3 |
| Monster Energy Yamaha MotoGP Team | | | | | | | Runs=4 Total laps=30 Full laps=23 Valid laps=20 | | | | | | | | |
| Run # | 1 | Front Tyre | Slick-Medium | Rear Tyre | Slick-Soft | | Run # 2 | | | | | | | | |
| New Tyre | | | | | | | Front Tyre | | | Slick-Medium | Rear Tyre | | Slick-Soft | | |
| 10 Laps at start | | | | | | | 10 Laps at start | | | | | | | | |
| 1 | 3'09.253 | 35.544 | 22.084 | 26.234 | 21.757 | 285.7 | 11 | 1'51.161 | | 37.085 | 22.457 | 29.639 | 21.980 | 229.7 | |
| 2 | 1'34.726 | 27.271 | 20.926 | 25.551 | 20.978 | 287.2 | 12 | 1'33.680 | | 26.455 | 20.731 | 25.632 | 20.862 | 293.4 | |
| 3 | 1'32.851 | 26.294 | 20.604 | 25.139 | 20.814 | 288.0 | 13 | 1'32.914 | | 26.197 | 20.483 | 25.499 | 20.735 | 292.6 | |
| 4 | 1'32.352 * | 25.964 | 20.552 | 25.117 | 20.719* | 288.0 | 14 | 1'32.798 | | 26.003 | 20.576 | 25.396 | 20.823 | 294.2 | |
| 5 | 1'32.179 | 25.874 | 20.517 | 25.124 | 20.664 | 288.0 | 15 | 1'33.013 | | 26.109 | 20.499 | 25.543 | 20.862 | 292.6 | |
| 6 | 1'37.434 | 25.888 | 23.915 | 26.598 | 21.033 | 284.2 | 16 | 1'32.963 * | | 26.124 | 20.493 | 25.598* | 20.748 | 288.0 | |
| 7 | 1'32.239 | 25.860 | 20.499 | 25.100 | 20.780 | 288.7 | 17 | 1'46.468 | | 28.265 | 25.875 | 28.648 | 23.680 | 267.9 | |
| 8 | 1'32.020 | 25.771 | 20.466 | 25.078 | 20.705 | 288.0 | 18 | 1'32.839 | | 26.162 | 20.609 | 25.277 | 20.791 | 292.6 | |
| 9 | 1'32.048 | 25.849 | 20.464 | 25.054 | 20.681 | 287.2 | 19 | 1'41.206 P | | 31.481* | 24.656 | 27.689 | 17.380 | 279.7 | |
| 10 | 1'31.832 | 25.715 | 20.400 | 25.098 | 20.619 | 289.5 | Run # 3 | | | | | | | | |
| 11 | 1'31.797 | 25.721 | 20.483 | 24.984 | 20.609 | 289.5 | Front Tyre | | | Slick-Medium | Rear Tyre | | Slick-Soft | | |
| 12 | 1'31.844 P | 25.735 | 20.449 | 26.048 | 19.612 | 288.7 | New Tyre | | | | | | | | |
| 12 Laps at start | | | | | | | New Tyre | | | | | | | | |
| 13 | 1'43.454 | 34.278 | 21.616 | 26.134 | 21.426 | 288.7 | 20 | 1'40.222 | | 32.774 | 21.068 | 25.591 | 20.789 | 293.4 | |
| 14 | 1'33.355 | 26.334 | 20.821 | 25.204 | 20.996 | 288.7 | 21 | 1'31.876 * | | 25.744 | 20.359 | 25.335* | 20.438 | 295.8 | |
| 15 | 1'32.772 | 25.928 | 20.848 | 25.094 | 20.902 | 288.7 | 22 | 1'31.633 * | | 25.726 | 20.234 | 25.098* | 20.575 | 295.8 | |
| 16 | 1'32.323 | 25.801 | 20.656 | 25.010 | 20.856 | 290.3 | 23 | 1'44.740 P | | 29.677* | 23.426 | 31.186 | 20.451 | 161.4 | |
| 17 | 1'33.447 P | 29.710 | 21.182 | 25.861 | 16.694 | 288.7 | Run # 4 | | | | | | | | |
| Run # 3 | | | | | | | Front Tyre | | | Slick-Medium | Rear Tyre | | Slick-Soft | | |
| New Tyre | | | | | | | New Tyre | | | | | | | | |
| 18 | 1'44.138 * | 34.980 | 21.218 | 26.634* | 21.306 | 289.5 | 4 Laps at start | | | | | | | | |
| 19 | 1'33.754 | 27.195 | 20.710 | 25.089 | 20.760 | 288.7 | 24 | 1'41.038 | | 33.608 | 20.970 | 25.559 | 20.901 | 295.8 | |
| 20 | 1'31.811 | 25.732 | 20.475 | 24.989 | 20.615 | 289.5 | 25 | 1'31.320 | | 25.664 | 20.180 | 24.981 | 20.495 | 295.0 | |
| 21 | 1'31.538 * | 25.557 | 20.392 | 24.987* | 20.602 | 288.0 | 26 | 1'31.424 | | 25.651 | 20.179 | 24.997 | 20.597 | 294.2 | |
| 22 | 1'31.492 | 25.569 | 20.386 | 24.938 | 20.599 | 290.3 | 27 | 1'49.048 * | | 31.232* | 27.093 | 27.823 | 22.900 | 285.7 | |
| 23 | 1'30.356 P | 26.888* | 21.084 | 26.191 | 16.193 | 285.7 | Run # 4 | | | | | | | | |
| Run # 4 | | | | | | | Front Tyre | | | Slick-Medium | Rear Tyre | | Slick-Soft | | |
| 6 Laps at start | | | | | | | New Tyre | | | | | | | | |
| 24 | 1'43.890 | 35.772 | 21.134 | 25.907 | 21.077 | 285.7 | 11th | | | | | | | | |
| 25 | 1'32.673 | 26.197 | 20.490 | 25.239 | 20.747 | 287.2 | 33 | Brad BINDER | | | | KTM | RSA | | |
| 26 | 1'31.472 | 25.626 | 20.345 | 24.892 | 20.609 | 288.7 | Red Bull KTM Factory Racing | | | | | | | | |
| 27 | 1'31.313 | 25.552 | 20.351 | 24.877 | 20.533 | 290.3 | Runs=4 Total laps=23 Full laps=16 Valid laps=8 | | | | | | | | |
| 28 | 1'31.357 | 25.545 | 20.343 | 24.914 | 20.555 | 289.5 | Run # | 1 | Front Tyre | Slick-Medium | Rear Tyre | Slick-Soft | | | |
| 29 | 1'37.820 * | 29.749* | 20.919 | 26.186 | 20.966 | 284.9 | New Tyre | | | | | | | | |
| 30 | 2'14.247 | 26.033 | 49.293 | 34.002 | 24.919 | 241.0 | New Tyre | | | | | | | | |
| 10th | | | | | | | 43 | | | Jack MILLER | | | | KTM | AUS |
| Red Bull KTM Factory Racing | | | | | | | Runs=4 Total laps=27 Full laps=20 Valid laps=13 | | | | | | | | |
| Run # | 1 | Front Tyre | Slick-Medium | Rear Tyre | Slick-Soft | | Run # 2 | | | | | | | | |
| New Tyre | | | | | | | Front Tyre | | | Slick-Medium | Rear Tyre | | Slick-Soft | | |
| 9 Laps at start | | | | | | | 9 Laps at start | | | | | | | | |
| 1 | 2'31.124 | 36.677 | 22.909 | 29.729 | 22.370 | 184.3 | 10 | 1'50.424 | | 36.286 | 21.388 | 31.628 | 21.122 | 289.5 | |
| 2 | 1'33.958 * | 26.624 | 20.760 | 25.846* | 20.728 | 296.7 | 11 | 1'32.651 | | 26.065 | 20.699 | 25.165 | 20.722 | 293.4 | |
| 3 | 1'36.273 | 28.804 | 21.315 | 25.467 | 20.687 | 294.2 | 12 | 1'32.358 | | 25.801 | 20.560 | 25.329 | 20.668 | 290.3 | |
| 4 | 1'32.529 | 26.144 | 20.392 | 25.383 | 20.610 | 294.2 | 13 | 1'32.359 | | 25.910 | 20.556 | 25.181 | 20.712 | 293.4 | |
| 5 | 1'33.354 * | 26.047 | 20.556 | 25.926* | 20.825 | 289.5 | 14 | 1'39.377 | | 31.148 | 21.289 | 25.786 | 21.154 | 293.4 | |
| 6 | 1'32.263 | 25.922 | 20.410 | 25.205 | 20.726 | 293.4 | 15 | 1'29.506 P | | 26.086 | 20.700 | 25.181 | 17.539 | 290.3 | |
| 7 | 1'32.481 | 25.960 | 20.439 | 25.328 | 20.754 | 293.4 | Run # 3 | | | | | | | | |
| 8 | 1'40.574 * | 28.678* | 22.584 | 28.502 | 20.810 | 217.7 | Front Tyre | | | Slick-Medium | Rear Tyre | | Slick-Soft | | |
| 9 | 1'32.519 | 25.969 | 20.569 | 25.254 | 20.727 | 294.2 | New Tyre | | | | | | | | |
| 16 | | | | | | | Front Tyre | | | Slick-Medium | Rear Tyre | | Slick-Soft | | |
| 17 | | | | | | | New Tyre | | | | | | | | |
| 16 | 1'46.217 | 37.478 | 21.601 | 25.994 | 21.144 | 288.7 | 16 | 1'46.217 | | 37.478 | 21.601 | 25.994 | 21.144 | 288.7 | |
| 17 | 1'32.386 * | 26.061 | 20.532 | 25.128 | 20.665* | 292.6 | 17 | 1'32.386 * | | 26.061 | 20.532 | 25.128 | 20.665* | 292.6 | |
| 18 | 1'31.422 | 25.478 | 20.358 | 25.042 | 20.544 | 293.4 | 18 | 1'31.422 | | 25.478 | 20.358 | 25.042 | 20.544 | 293.4 | |
| 19 | 1'33.405 P | 28.189 | 21.057 | 26.313 | 17.846 | 284.2 | 19 | 1'33.405 P | | 28.189 | 21.057 | 26.313 | 17.846 | 284.2 | |

Fastest Lap: Francesco BAGNAIA Ducati Lenovo Team ITA **1'30.685** 25.460 20.144 24.697 20.384

These data/results cannot be reproduced, stored and/or transmitted in whole or in part by any manner of electronic, mechanical, photocopying, recording, broadcasting or otherwise now known or herein after developed without the previous express consent by the copyright owner, except for reproduction in daily press and regular printed publications on sale to the public within 60 days of the event related to those data/results and always provided that copyright symbol appears together as follows below.
© DORNA, 2024



Practice

MotoGP

| Lap | Lap Time | T1 | T2 | T3 | T4 | Speed | Lap | Lap Time | T1 | T2 | T3 | T4 | Speed | | | | | | | | |
|-----------------|-------------------------|----------------------|---------|--------|---------|--------|-------|----------|-------------------------|----------------------|--------|--------|--------|---------|-------|--|--|--|--|--|--|
| Run # 4 | Front Tyre Slick-Medium | Rear Tyre Slick-Soft | | | | | | | | | | | | | | | | | | | |
| 4 Laps at start | | | | | | | | | | | | | | | | | | | | | |
| New Tyre | | | | | | | | | | | | | | | | | | | | | |
| 20 | 1'57.435 | 42.701 | 21.885 | 32.054 | 20.795 | 290.3 | 11 | 1'34.909 | P | 28.200* | 22.562 | 27.458 | 16.689 | 278.3 | | | | | | | |
| 21 | 1'52.357 | * | 34.623* | 25.524 | 31.073 | 21.137 | 206.1 | Run # 3 | Front Tyre Slick-Medium | Rear Tyre Slick-Soft | | | | | | | | | | | |
| 22 | 1'33.007 | * | 26.491* | 20.455 | 24.977 | 21.084 | 296.7 | New Tyre | | | | | | | | | | | | | |
| 23 | 1'31.371 | * | 25.638 | 20.497 | 24.767* | 20.469 | 297.5 | 12 | 1'44.138 | * | 36.135 | 21.065 | 25.924 | 21.014* | 290.3 | | | | | | |

12th 41 **Aleix ESPARGARO** APRILIA SPA
Aprilia Racing

Runs=4 Total laps=20 Full laps=13 Valid laps=10

| Run # | Front Tyre | Slick-Medium | Rear Tyre | Slick-Medium | Speed | | |
|----------|-----------------|--------------|-----------|--------------|--------|---------|-------|
| New Tyre | | | | | | | |
| 1 | 2'29.609 | 34.356 | 22.566 | 27.057 | 21.645 | 280.5 | |
| 2 | 1'36.998 | 27.159 | 21.261 | 25.890 | 22.688 | 291.8 | |
| 3 | 1'33.859 | * | 26.619 | 20.817 | 25.402 | 21.021* | 291.8 |
| 4 | 1'32.918 | * | 26.087 | 20.663 | 25.190 | 20.978* | 291.1 |
| 5 | 1'39.700 | 29.935 | 21.672 | 26.803 | 21.290 | 287.2 | |
| 6 | 1'32.615 | 26.015 | 20.551 | 25.264 | 20.785 | 293.4 | |
| 7 | 1'32.144 | 25.881 | 20.581 | 24.994 | 20.688 | 292.6 | |
| 8 | 1'36.570 | P | 29.529* | 23.466 | 26.223 | 17.352 | 279.0 |

| Run # | Front Tyre | Slick-Medium | Rear Tyre | Slick-Medium | Speed | | |
|-----------------|-----------------|--------------|-----------|--------------|--------|--------|-------|
| 8 Laps at start | | | | | | | |
| 9 | 1'43.344 | 34.416 | 21.446 | 26.189 | 21.293 | 288.7 | |
| 10 | 1'32.579 | 25.972 | 20.719 | 25.103 | 20.785 | 292.6 | |
| 11 | 1'32.329 | 25.797 | 20.693 | 25.061 | 20.778 | 292.6 | |
| 12 | 1'31.997 | 25.836 | 20.565 | 24.951 | 20.645 | 292.6 | |
| 13 | 1'37.839 | P | 30.114* | 23.025 | 27.155 | 17.545 | 254.7 |

| Run # | Front Tyre | Slick-Medium | Rear Tyre | Slick-Soft | Speed | | |
|----------|-----------------|--------------|-----------|------------|--------|--------|-------|
| New Tyre | | | | | | | |
| 14 | 1'44.757 | 36.039 | 22.214 | 25.433 | 21.071 | 294.2 | |
| 15 | 1'35.873 | 25.848 | 23.732 | 25.479 | 20.814 | 286.4 | |
| 16 | 1'31.433 | 25.629 | 20.457 | 24.857 | 20.490 | 291.8 | |
| 17 | 1'37.591 | P | 30.407* | 22.433 | 27.331 | 17.420 | 262.7 |

| Run # | Front Tyre | Slick-Medium | Rear Tyre | Slick-Soft | Speed | | |
|-----------------|-----------------|--------------|-----------|------------|---------|--------|-------|
| 4 Laps at start | | | | | | | |
| New Tyre | | | | | | | |
| 18 | 1'40.956 | 33.507 | 21.207 | 25.300 | 20.942 | 293.4 | |
| 19 | 1'33.791 | 25.641 | 20.639 | 26.416 | 21.095 | 276.9 | |
| 20 | 1'32.419 | * | 25.522 | 20.406 | 25.774* | 20.717 | 285.7 |

13th 44 **Poi ESPARGARO** KTM SPA
Red Bull KTM Factory Racing

Runs=4 Total laps=19 Full laps=12 Valid laps=10

| Run # | Front Tyre | Slick-Medium | Rear Tyre | Slick-Soft | Speed | | |
|----------|-----------------|--------------|-----------|------------|--------|--------|-------|
| New Tyre | | | | | | | |
| 1 | 2'10.921 | 35.857 | 22.679 | 28.252 | 22.661 | 281.2 | |
| 2 | 1'36.037 | 26.902 | 21.423 | 26.040 | 21.672 | 295.0 | |
| 3 | 1'37.744 | 26.323 | 20.434 | 29.824 | 21.163 | 275.5 | |
| 4 | 1'32.771 | 26.056 | 20.584 | 25.363 | 20.768 | 292.6 | |
| 5 | 1'32.388 | 26.056 | 20.419 | 25.210 | 20.703 | 294.2 | |
| 6 | 1'41.851 | P | 28.766* | 27.010 | 27.317 | 18.758 | 282.7 |

| Run # | Front Tyre | Slick-Medium | Rear Tyre | Slick-Soft | Speed | | |
|-----------------|-----------------|--------------|-----------|------------|--------|---------|-------|
| 6 Laps at start | | | | | | | |
| 6 Laps at start | | | | | | | |
| 7 | 1'44.300 | * | 33.641 | 21.657 | 27.436 | 21.566* | 288.0 |
| 8 | 1'32.540 | 26.032 | 20.479 | 25.228 | 20.801 | 294.2 | |
| 9 | 1'32.001 | 25.863 | 20.421 | 25.076 | 20.641 | 293.4 | |
| 10 | 1'38.728 | * | 25.912 | 23.133 | 28.176 | 21.507* | 264.0 |

| Run # | Front Tyre | Slick-Medium | Rear Tyre | Slick-Soft | Speed | | |
|-----------------|-----------------|--------------|-----------|------------|--------|---------|-------|
| 4 Laps at start | | | | | | | |
| New Tyre | | | | | | | |
| 16 | 1'43.847 | 35.746 | 21.650 | 25.601 | 20.850 | 293.4 | |
| 17 | 1'31.701 | 25.790 | 20.215 | 24.880 | 20.816 | 295.8 | |
| 18 | 1'31.434 | 25.499 | 20.350 | 25.045 | 20.540 | 293.4 | |
| 19 | 1'52.760 | * | 33.452* | 28.425 | 28.265 | 22.618* | 256.5 |
| PIT | | | | | | | |
| | | | 26.029 | 22.766 | 27.389 | 17.102 | 284.2 |

14th 88 **Miguel OLIVEIRA** APRILIA POR
Trackhouse Racing

Runs=5 Total laps=25 Full laps=16 Valid laps=14

| Run # | Front Tyre | Slick-Medium | Rear Tyre | Slick-Medium | Speed | | |
|----------|-----------------|--------------|-----------|--------------|---------|--------|-------|
| New Tyre | | | | | | | |
| 1 | 2'17.440 | 35.510 | 22.690 | 27.123 | 21.976 | 288.0 | |
| 2 | 1'35.254 | * | 26.945 | 21.091 | 26.064* | 21.154 | 288.0 |
| 3 | 1'34.568 | 26.282 | 20.861 | 25.495 | 21.930 | 291.8 | |
| 4 | 1'33.710 | 26.101 | 20.805 | 25.511 | 21.293 | 292.6 | |
| 5 | 1'33.170 | 26.082 | 20.703 | 25.526 | 20.859 | 292.6 | |
| 6 | 1'32.765 | 26.019 | 20.659 | 25.377 | 20.710 | 290.3 | |
| 7 | 1'33.305 | P | 26.062 | 22.499 | 27.547 | 17.197 | 268.6 |

| Run # | Front Tyre | Slick-Medium | Rear Tyre | Slick-Medium | Speed | | |
|-----------------|-----------------|--------------|-----------|--------------|--------|--------|-------|
| 7 Laps at start | | | | | | | |
| 8 | 1'46.317 | 34.659 | 21.492 | 28.807 | 21.359 | 267.9 | |
| 9 | 1'33.228 | 26.176 | 20.775 | 25.407 | 20.870 | 291.1 | |
| 10 | 1'32.854 | 25.978 | 20.645 | 25.468 | 20.763 | 292.6 | |
| 11 | 1'32.511 | 25.943 | 20.541 | 25.322 | 20.705 | 292.6 | |
| 12 | 1'38.996 | P | 28.834* | 24.105 | 29.210 | 16.847 | 238.4 |

| Run # | Front Tyre | Slick-Medium | Rear Tyre | Slick-Medium | Speed | | |
|------------------|-----------------|--------------|-----------|--------------|--------|--------|-------|
| 12 Laps at start | | | | | | | |
| 12 Laps at start | | | | | | | |
| 13 | 1'44.150 | 34.574 | 21.725 | 26.462 | 21.389 | 290.3 | |
| 14 | 1'33.197 | 26.282 | 20.857 | 25.298 | 20.760 | 293.4 | |
| 15 | 1'32.426 | 25.929 | 20.624 | 25.218 | 20.655 | 293.4 | |
| 16 | 1'32.438 | 25.863 | 20.597 | 25.289 | 20.689 | 293.4 | |
| 17 | 1'34.674 | P | 28.715* | 21.861 | 27.233 | 16.865 | 279.0 |

| Run # | Front Tyre | Slick-Medium | Rear Tyre | Slick-Soft | Speed | | |
|----------|-----------------|--------------|-----------|------------|--------|--------|-------|
| New Tyre | | | | | | | |
| 18 | 1'43.265 | 34.429 | 21.438 | 26.048 | 21.350 | 295.0 | |
| 19 | 1'32.117 | 26.000 | 20.305 | 25.250 | 20.562 | 294.2 | |
| 20 | 1'31.956 | 25.852 | 20.367 | 25.183 | 20.554 | 295.8 | |
| 21 | 1'37.119 | P | 30.611* | 21.918 | 27.399 | 17.191 | 279.7 |

| Run # | Front Tyre | Slick-Medium | Rear Tyre | Slick-Soft | Speed | | |
|-----------------|-----------------|--------------|-----------|------------|--------|--------|-------|
| 4 Laps at start | | | | | | | |
| New Tyre | | | | | | | |
| 22 | 1'41.403 | 33.674 | 21.117 | 25.755 | 20.857 | 296.7 | |
| 23 | 1'31.730 | 25.745 | 20.349 | 25.086 | 20.550 | 295.8 | |
| 24 | 1'40.502 | * | 30.833* | 20.550 | 28.165 | 20.954 | 184.3 |
| 25 | 1'31.724 | 25.773 | 20.362 | 25.062 | 20.527 | 296.7 | |

Fastest Lap: Francesco BAGNAIA Ducati Lenovo Team ITA **1'30.685** 25.460 20.144 24.697 20.384

These data/results cannot be reproduced, stored and/or transmitted in whole or in part by any manner of electronic, mechanical, photocopying, recording, broadcasting or otherwise now known or herein after developed without the previous express consent by the copyright owner, except for reproduction in daily press and regular printed publications on sale to the public within 60 days of the event related to those data/results and always provided that copyright symbol appears together as follows below.
© DORNA, 2024

Practice

MotoGP

| Lap | Lap Time | T1 | T2 | T3 | T4 | Speed | Lap | Lap Time | T1 | T2 | T3 | T4 | Speed | | | | | |
|--------------|-----------------|-----------------------------------|---------------------|------------------|---------------------|--------------|------------------|------------------------|-----------------------------------|------------------------|---------------------|-------------------|-------------------|--------|--------------|-------|---------------|--|
| 15th | 5 | Johann ZARCO | | | | HONDA | FRA | 11 | 1'33.703 | P | 27.776 | 22.175 | 26.609 | 17.143 | 283.4 | | | |
| | | CASTROL Honda LCR | | | | | | Run # 3 | Front Tyre | Slick-Medium | Rear Tyre | Slick-Soft | | | | | | |
| | | Runs=5 | | Total laps=24 | | Full laps=15 | | Valid laps=12 | | 11 Laps at start | | | 5 Laps at start | | | | | |
| Run # | 1 | Front Tyre | Slick-Medium | Rear Tyre | Slick-Medium | | | | | | | | | | | | | |
| | | New Tyre | | New Tyre | | | | | | | | | | | | | | |
| 1 | 2'11.845 | 34.565 | 22.642 | 26.402 | 21.553 | 289.5 | 12 | 1'47.481 | 38.804 | 21.534 | 26.124 | 21.019 | 280.5 | | | | | |
| 2 | 1'35.454 | 26.807 | 20.922 | 25.998 | 21.727 | 291.8 | 13 | 1'33.003 | * | 26.009 | 20.895 | 25.250* | 20.849 | 288.7 | | | | |
| 3 | 1'33.359 | 26.230 | 21.000 | 25.308 | 20.821 | 295.0 | 14 | 1'32.423 | 25.914 | 20.619 | 25.160 | 20.730 | 285.7 | | | | | |
| 4 | 1'32.786 | * | 26.030 | 20.691 | 25.219* | 20.846 | 295.0 | 15 | 1'32.254 | P | 25.733 | 22.372 | 26.606* | 17.543 | 282.7 | | | |
| 5 | 1'32.831 | 26.088 | 20.816 | 25.131 | 20.796 | 295.0 | Run # 4 | Front Tyre | Slick-Medium | Rear Tyre | Slick-Soft | | | | | | | |
| 6 | 2'02.465 | P | 26.123 | 20.640 | 52.848 | 22.854 | 64.9 | New Tyre | | New Tyre | | | | | | | | |
| Run # | 2 | Front Tyre | Slick-Medium | Rear Tyre | Slick-Medium | | | | | | | | | | | | | |
| | | 6 Laps at start | | 6 Laps at start | | | | 16 | 1'45.910 | 34.058 | 21.473 | 28.637 | 21.742 | 220.8 | | | | |
| 7 | 1'44.074 | 35.017 | 21.650 | 26.201 | 21.206 | 289.5 | 17 | 1'31.972 | 25.742 | 20.536 | 25.096 | 20.598 | 290.3 | | | | | |
| 8 | 1'35.784 | 26.506 | 20.981 | 26.847 | 21.450 | 288.0 | 18 | 1'34.826 | P | 25.496 | 22.040* | 27.167 | 20.123 | 284.9 | | | | |
| 9 | 1'32.947 | 26.095 | 20.716 | 25.278 | 20.858 | 290.3 | Run # 5 | Front Tyre | Slick-Medium | Rear Tyre | Slick-Soft | | | | | | | |
| 10 | 1'32.901 | 25.960 | 20.747 | 25.365 | 20.829 | 292.6 | 3 Laps at start | | New Tyre | | | | | | | | | |
| 11 | 1'33.465 | 25.998 | 21.199 | 25.471 | 20.797 | 291.8 | 19 | 1'41.984 | * | 34.006 | 21.395 | 25.539* | 21.044 | 289.5 | | | | |
| 12 | 1'33.634 | P | 25.990 | 20.556 | 25.390* | 21.698 | 292.6 | 20 | 1'37.806 | 25.647 | 20.618 | 30.744 | 20.797 | 181.2 | | | | |
| Run # | 3 | Front Tyre | Slick-Soft | Rear Tyre | Slick-Soft | | | 21 | 1'34.971 | 27.521 | 21.086 | 25.410 | 20.954 | 287.2 | | | | |
| | | New Tyre | | New Tyre | | | | 22 | 1'31.779 | 25.556 | 20.560 | 24.912 | 20.751 | 288.0 | | | | |
| 13 | 1'45.820 | * | 36.591 | 21.570 | 26.610* | 21.049 | 290.3 | 17th | 42 | Alex RINS | | | | YAMAHA | SPA | | | |
| 14 | 1'32.669 | 26.061 | 20.496 | 25.349 | 20.763 | 292.6 | | | Monster Energy Yamaha MotoGP Team | | | | | | | | | |
| 15 | 1'32.484 | 25.900 | 20.518 | 25.256 | 20.810 | 292.6 | | | Runs=5 | | | | Total laps=24 | | Full laps=15 | | Valid laps=13 | |
| 16 | 1'55.488 | P | 32.305 | 30.767 | 34.533 | 17.883 | 178.2 | Run # | 1 | Front Tyre | Slick-Medium | Rear Tyre | Slick-Soft | | | | | |
| Run # | 4 | Front Tyre | Slick-Medium | Rear Tyre | Slick-Soft | | | New Tyre | | New Tyre | | | | | | | | |
| 17 | 1'40.373 | * | 33.092 | 21.037 | 25.515* | 20.729 | 291.8 | 1 | 2'00.642 | 34.799 | 22.568 | 26.901 | 21.879 | 284.2 | | | | |
| 18 | 1'32.303 | 25.875 | 20.381 | 25.289 | 20.758 | 293.4 | 2 | 1'36.064 | 27.018 | 21.923 | 26.038 | 21.085 | 287.2 | | | | | |
| 19 | 1'46.059 | * | 35.590* | 21.269 | 28.484 | 20.716 | 286.4 | 3 | 1'33.027 | 26.154 | 20.710 | 25.367 | 20.796 | 288.0 | | | | |
| 20 | 1'34.492 | P | 25.743 | 24.399 | 27.805 | 16.545 | 278.3 | 4 | 1'32.735 | 25.881 | 20.675 | 25.454 | 20.725 | 286.4 | | | | |
| Run # | 5 | Front Tyre | Slick-Medium | Rear Tyre | Slick-Soft | | | 5 | 1'38.769 | 25.920 | 25.885 | 25.818 | 21.146 | 291.1 | | | | |
| | | 4 Laps at start | | New Tyre | | | | 6 | 1'40.352 | 26.034 | 24.618 | 28.075 | 21.625 | 269.3 | | | | |
| 21 | 1'43.591 | 35.105 | 21.696 | 25.492 | 21.298 | 293.4 | 7 | 1'33.117 | * | 26.211 | 20.669 | 25.387 | 20.850* | 291.1 | | | | |
| 22 | 1'32.144 | 25.840 | 20.410 | 25.003 | 20.891 | 294.2 | 8 | 1'32.584 | 25.958 | 20.654 | 25.277 | 20.695 | 290.3 | | | | | |
| 23 | 1'31.735 | 25.733 | 20.326 | 25.048 | 20.628 | 293.4 | 9 | 1'36.646 | P | 30.660* | 21.825 | 26.743 | 17.418 | 284.2 | | | | |
| 24 | 1'41.127 | * | 29.281* | 21.532 | 29.088 | 21.226 | 291.1 | Run # | 2 | Front Tyre | Slick-Medium | Rear Tyre | Slick-Soft | | | | | |
| 16th | 49 | Fabio DI GIANNANTONI | | | | DUCATI | ITA | 9 Laps at start | | 9 Laps at start | | | | | | | | |
| | | Pertamina Enduro VR46 Racing Team | | | | | | 10 | 1'46.251 | 37.781 | 21.515 | 25.921 | 21.034 | 287.2 | | | | |
| | | Runs=5 | | Total laps=22 | | Full laps=13 | | Valid laps=9 | | 11 | 1'36.811 | 28.332 | 21.173 | 26.261 | 21.045 | 287.2 | | |
| Run # | 1 | Front Tyre | Slick-Medium | Rear Tyre | Slick-Medium | | | 12 | 1'33.869 | 26.361 | 20.670 | 25.842 | 20.996 | 288.7 | | | | |
| | | New Tyre | | New Tyre | | | | 13 | 1'32.494 | 25.855 | 20.678 | 25.199 | 20.762 | 289.5 | | | | |
| 1 | 2'13.362 | 34.292 | 22.225 | 26.181 | 21.669 | 285.7 | 14 | 1'34.919 | P | 25.820 | 24.744 | 27.534 | 16.821 | 284.2 | | | | |
| 2 | 1'34.606 | * | 26.561 | 21.162 | 25.573* | 21.310 | 288.0 | Run # | 3 | Front Tyre | Slick-Medium | Rear Tyre | Slick-Soft | | | | | |
| 3 | 1'39.726 | 26.274 | 25.922 | 26.258 | 21.272 | 288.7 | 14 Laps at start | | 14 Laps at start | | | | | | | | | |
| 4 | 1'34.157 | 26.239 | 21.313 | 25.487 | 21.118 | 288.0 | 15 | 1'41.427 | 33.319 | 21.364 | 25.726 | 21.018 | 289.5 | | | | | |
| 5 | 1'33.329 | 26.032 | 20.924 | 25.355 | 21.018 | 288.0 | 16 | 1'32.783 | 25.988 | 20.670 | 25.342 | 20.783 | 291.1 | | | | | |
| 6 | 1'35.862 | P | 26.345 | 24.815 | 26.980 | 17.722 | 284.9 | 17 | 1'30.988 | P | 25.993 | 20.728 | 25.269 | 18.998 | 291.1 | | | |
| Run # | 2 | Front Tyre | Slick-Medium | Rear Tyre | Slick-Soft | | | Run # | 4 | Front Tyre | Slick-Medium | Rear Tyre | Slick-Soft | | | | | |
| | | 6 Laps at start | | New Tyre | | | | New Tyre | | New Tyre | | | | | | | | |
| 7 | 1'48.768 | * | 38.943 | 22.144 | 26.359 | 21.322* | 284.9 | 18 | 1'46.445 | 37.975 | 21.551 | 25.735 | 21.184 | 291.8 | | | | |
| 8 | 1'33.397 | 26.151 | 20.847 | 25.483 | 20.916 | 288.0 | 19 | 1'32.033 | 25.755 | 20.700 | 24.952 | 20.626 | 290.3 | | | | | |
| 9 | 1'32.596 | * | 25.929 | 20.655 | 25.250 | 20.762* | 288.0 | 20 | 1'31.886 | 25.633 | 20.544 | 25.057 | 20.652 | 291.8 | | | | |
| 10 | 1'32.663 | * | 25.747 | 20.766 | 25.363* | 20.787 | 289.5 | 21 | 1'33.452 | P | 29.642* | 21.178 | 26.067 | 16.565 | 288.7 | | | |
| Run # | 5 | Front Tyre | Slick-Medium | Rear Tyre | Slick-Soft | | | Run # | 5 | Front Tyre | Slick-Medium | Rear Tyre | Slick-Soft | | | | | |
| | | 4 Laps at start | | New Tyre | | | | 4 Laps at start | | New Tyre | | | | | | | | |
| 22 | 1'42.543 | 34.151 | 21.529 | 25.974 | 20.889 | 291.1 | 23 | 1'39.322 | 25.793 | 20.484 | 31.766 | 21.279 | 174.7 | | | | | |

Fastest Lap: Francesco BAGNAIA Ducati Lenovo Team ITA **1'30.685** 25.460 20.144 24.697 20.384

These data/results cannot be reproduced, stored and/or transmitted in whole or in part by any manner of electronic, mechanical, photocopying, recording, broadcasting or otherwise now known or herein after developed without the previous express consent by the copyright owner, except for reproduction in daily press and regular printed publications on sale to the public within 60 days of the event related to those data/results and always provided that copyright symbol appears together as follows below.
© DORNA, 2024

Practice

MotoGP

| Lap | Lap Time | T1 | T2 | T3 | T4 | Speed | Lap | Lap Time | T1 | T2 | T3 | T4 | Speed |
|----------------|-------------------|---|------------------|---------------------|-----------------|-----------------|-----|-----------------|---|--------|---------|--------|-------|
| 24 | 1'33.592 * | 27.040* | 20.649 | 25.212 | 20.691 | 293.4 | 10 | 1'45.321 * | 34.587 | 21.870 | 27.788* | 21.076 | 247.7 |
| | PIT | 25.670 | 20.585 | 31.150 | 19.819 | 293.4 | 11 | 1'32.671 | 26.117 | 20.694 | 25.121 | 20.739 | 293.4 |
| | | | | | | | 12 | 1'32.270 | 25.804 | 20.571 | 25.172 | 20.723 | 294.2 |
| | | | | | | | 13 | 1'34.762 * | 25.891 | 20.698 | 25.881* | 22.292 | 292.6 |
| | | | | | | | 14 | 1'33.551 | 25.923 | 20.645 | 25.896 | 21.087 | 288.7 |
| | | | | | | | 15 | 1'32.883 | 25.940 | 20.721 | 25.350 | 20.872 | 291.8 |
| | | | | | | | 16 | 1'29.824 P | 25.959 | 20.670 | 25.823 | 17.372 | 293.4 |
| 18th | 73 | Alex MARQUEZ DUCATI SPA | | | | | | Run # 3 | Front Tyre Slick-Medium Rear Tyre Slick-Soft | | | | |
| | | Gresini Racing MotoGP | | | | | | | New Tyre New Tyre | | | | |
| | | Runs=4 Total laps=25 Full laps=18 Valid laps=13 | | | | | | | | | | | |
| Run # 1 | Front Tyre | Slick-Medium | Rear Tyre | Slick-Medium | New Tyre | New Tyre | | | | | | | |
| 1 | 2'05.842 | 38.377 | 23.484 | 27.715 | 21.951 | 256.5 | | | | | | | |
| 2 | 1'34.615 | 26.805 | 21.139 | 25.472 | 21.199 | 289.5 | | | | | | | |
| 3 | 1'33.114 | 26.031 | 20.961 | 25.290 | 20.832 | 291.1 | | | | | | | |
| 4 | 1'32.595 | 26.011 | 20.654 | 25.141 | 20.789 | 291.1 | | | | | | | |
| 5 | 1'34.496 | 25.886 | 21.703 | 25.846 | 21.061 | 288.7 | | | | | | | |
| 6 | 1'32.159 | 25.920 | 20.651 | 24.936 | 20.652 | 291.8 | | | | | | | |
| 7 | 1'33.414 | 26.161 | 20.729 | 25.572 | 20.952 | 294.2 | | | | | | | |
| 8 | 1'32.326 | 25.912 | 20.656 | 25.103 | 20.655 | 291.8 | | | | | | | |
| 9 | 1'32.087 P | 26.033 | 23.406 | 26.304 | 16.344 | 282.7 | | | | | | | |
| Run # 2 | Front Tyre | Slick-Medium | Rear Tyre | Slick-Medium | New Tyre | New Tyre | | | | | | | |
| | 9 Laps at start | | | | | 9 Laps at start | | | | | | | |
| 10 | 1'44.412 | 34.001 | 23.159 | 26.025 | 21.227 | 288.0 | | | | | | | |
| 11 | 1'33.150 | 26.225 | 20.845 | 25.144 | 20.936 | 291.1 | | | | | | | |
| 12 | 1'32.927 | 26.228 | 20.643 | 25.248 | 20.808 | 289.5 | | | | | | | |
| 13 | 1'32.253 | 25.882 | 20.565 | 25.082 | 20.724 | 289.5 | | | | | | | |
| 14 | 1'37.067 * | 25.879 | 20.673 | 26.148* | 24.367* | 286.4 | | | | | | | |
| 15 | 1'32.422 | 26.037 | 20.609 | 25.038 | 20.738 | 288.7 | | | | | | | |
| 16 | 1'32.396 * | 26.115 | 20.585 | 24.994 | 20.702* | 288.7 | | | | | | | |
| 17 | 1'32.225 | 25.936 | 20.539 | 24.992 | 20.758 | 290.3 | | | | | | | |
| 18 | 1'33.563 P | 28.161* | 21.844 | 26.591 | 16.967 | 279.0 | | | | | | | |
| Run # 3 | Front Tyre | Slick-Medium | Rear Tyre | Slick-Soft | New Tyre | New Tyre | | | | | | | |
| | 4 Laps at start | | | | | 4 Laps at start | | | | | | | |
| 19 | 1'43.934 | 34.850 | 21.572 | 25.892 | 21.620 | 287.2 | | | | | | | |
| 20 | 1'33.738 * | 26.682 | 20.671 | 25.404* | 20.981 | 288.0 | | | | | | | |
| 21 | 1'31.908 | 25.783 | 20.450 | 25.037 | 20.638 | 289.5 | | | | | | | |
| 22 | 1'33.969 P | 29.891* | 21.732* | 25.972 | 16.374 | 291.1 | | | | | | | |
| Run # 4 | Front Tyre | Slick-Medium | Rear Tyre | Slick-Soft | New Tyre | New Tyre | | | | | | | |
| | 4 Laps at start | | | | | 4 Laps at start | | | | | | | |
| 23 | 1'46.214 | 34.522 | 22.231 | 28.502 | 20.959 | 279.7 | | | | | | | |
| 24 | 1'35.553 * | 25.754 | 20.431 | 25.944* | 23.424* | 293.4 | | | | | | | |
| 25 | 1'35.311 * | 26.828* | 20.607 | 25.752 | 22.124 | 282.7 | | | | | | | |
| 19th | 37 | Augusto FERNANDEZ KTM SPA | | | | | | Run # 3 | Front Tyre Slick-Soft Rear Tyre Slick-Soft | | | | |
| | | Red Bull GASGAS Tech3 | | | | | | | New Tyre New Tyre | | | | |
| | | Runs=4 Total laps=23 Full laps=16 Valid laps=12 | | | | | | | | | | | |
| Run # 1 | Front Tyre | Slick-Medium | Rear Tyre | Slick-Medium | New Tyre | New Tyre | | | | | | | |
| 1 | 2'07.761 | 37.825 | 23.409 | 28.564 | 22.033 | 251.7 | | | | | | | |
| 2 | 1'38.024 | 27.169 | 21.428 | 25.662 | 23.765 | 294.2 | | | | | | | |
| 3 | 1'34.074 | 26.430 | 20.952 | 25.581 | 21.111 | 291.8 | | | | | | | |
| 4 | 1'33.312 | 26.048 | 21.017 | 25.292 | 20.955 | 295.0 | | | | | | | |
| 5 | 1'32.844 | 26.063 | 20.864 | 25.111 | 20.806 | 295.0 | | | | | | | |
| 6 | 1'36.418 * | 25.999 | 20.688 | 26.281* | 23.450 | 290.3 | | | | | | | |
| 7 | 1'34.284 | 26.348 | 21.128 | 25.749 | 21.059 | 292.6 | | | | | | | |
| 8 | 1'32.644 * | 25.922 | 20.680 | 25.224* | 20.818 | 294.2 | | | | | | | |
| 9 | 1'30.364 P | 26.021 | 20.695 | 26.856 | 16.792 | 279.0 | | | | | | | |
| Run # 2 | Front Tyre | Slick-Medium | Rear Tyre | Slick-Soft | New Tyre | New Tyre | | | | | | | |
| | 9 Laps at start | | | | | 9 Laps at start | | | | | | | |
| 14 | 1'47.076 * | 33.824 | 21.873 | 26.558* | 24.821 | 286.4 | | | | | | | |
| 15 | 1'33.843 * | 26.704 | 20.803 | 25.558* | 20.778 | 288.7 | | | | | | | |
| 16 | 1'32.557 * | 25.935 | 20.467 | 25.431* | 20.724 | 288.0 | | | | | | | |
| 17 | 1'30.413 P | 25.944 | 20.449 | 25.523* | 18.497 | 288.0 | | | | | | | |
| Run # 4 | Front Tyre | Slick-Medium | Rear Tyre | Slick-Soft | New Tyre | New Tyre | | | | | | | |
| | 5 Laps at start | | | | | 5 Laps at start | | | | | | | |
| 18 | 1'44.049 * | 34.027 | 22.076 | 26.582* | 21.364* | 284.2 | | | | | | | |
| 19 | 1'33.356 * | 26.141 | 20.574 | 25.691* | 20.950 | 287.2 | | | | | | | |
| 20 | 1'32.407 | 26.020 | 20.525 | 25.173 | 20.689 | 288.7 | | | | | | | |
| 21 | 1'32.374 | 25.812 | 20.474 | 25.369 | 20.719 | 288.7 | | | | | | | |
| 22 | 1'33.023 P | 27.871* | 21.430 | 26.629 | 17.093 | 280.5 | | | | | | | |
| Run # 5 | Front Tyre | Slick-Medium | Rear Tyre | Slick-Soft | New Tyre | New Tyre | | | | | | | |
| | 5 Laps at start | | | | | 5 Laps at start | | | | | | | |
| 23 | 1'52.353 | 33.620 | 23.653 | 33.523 | 21.557 | 183.6 | | | | | | | |

Fastest Lap: Francesco BAGNAIA Ducati Lenovo Team ITA **1'30.685** 25.460 20.144 24.697 20.384

These data/results cannot be reproduced, stored and/or transmitted in whole or in part by any manner of electronic, mechanical, photocopying, recording, broadcasting or otherwise now known or herein after developed without the previous express consent by the copyright owner, except for reproduction in daily press and regular printed publications on sale to the public within 60 days of the event related to those data/results and always provided that copyright symbol appears together as follows below.
© DORNA, 2024

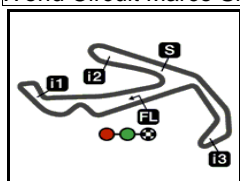
Practice

MotoGP

| Lap | Lap Time | T1 | T2 | T3 | T4 | Speed | Lap | Lap Time | T1 | T2 | T3 | T4 | Speed |
|----------------|-------------------------|------------------------|---------------|---------------|---------------|--------------|----------------|-------------------------|------------------------|---------------|------------------|---------------|--------------|
| 24 | 1'33.256 | 26.185 | 20.656 | 25.507 | 20.908 | 288.7 | Run # 3 | Front Tyre Slick-Medium | Rear Tyre Slick-Soft | | | | |
| 25 | 1'32.208 | 25.983 | 20.470 | 25.167 | 20.588 | 288.7 | | New Tyre | New Tyre | | | | |
| 21st | 25 | Raul FERNANDEZ | | APRILIA | SPA | | 13 | 1'43.690 | 34.680 | 21.651 | 25.913 | 21.446 | 290.3 |
| | | Trackhouse Racing | | | | | 14 | 1'33.434 | 26.312 | 20.805 | 25.368 | 20.949 | 290.3 |
| | | Runs=5 | Total laps=20 | Full laps=11 | Valid laps=8 | | 15 | 1'33.036 | 26.058 | 20.734 | 25.361 | 20.883 | 291.8 |
| Run # 1 | Front Tyre Slick-Medium | Rear Tyre Slick-Medium | | | | | 16 | 1'32.993 | 26.080 | 20.722 | 25.268 | 20.923 | 290.3 |
| | New Tyre | 10 Laps at start | | | | | 17 | 1'36.131 | P 26.110 | 25.466 | 26.853 | 17.702 | 284.9 |
| 1 | 2'39.718 | 34.275 | 22.595 | 26.664 | 21.783 | 287.2 | Run # 4 | Front Tyre Slick-Medium | Rear Tyre Slick-Soft | | | | |
| 2 | 1'34.867 | 26.782 | 21.259 | 25.594 | 21.232 | 290.3 | | 5 Laps at start | New Tyre | | | | |
| 3 | 1'34.219 | 26.355 | 21.240 | 25.594 | 21.030 | 289.5 | 18 | 1'42.100 | 34.171 | 21.268 | 25.667 | 20.994 | 290.3 |
| 4 | 1'33.884 | 26.262 | 21.066 | 25.505 | 21.051 | 291.8 | 19 | 1'32.458 | 26.096 | 20.516 | 25.125 | 20.721 | 291.8 |
| 5 | 1'33.539 | 26.116 | 20.949 | 25.463 | 21.011 | 292.6 | 20 | 1'34.643 | P 28.726* | 22.764 | 26.560 | 16.593 | 288.0 |
| 6 | 1'39.061 | P 29.175 | 25.632 | 27.138 | 17.116 | 281.9 | Run # 5 | Front Tyre Slick-Medium | Rear Tyre Slick-Soft | | | | |
| Run # 2 | Front Tyre Slick-Medium | Rear Tyre Slick-Medium | | | | | | 8 Laps at start | New Tyre | | | | |
| | 6 Laps at start | 16 Laps at start | | | | | 21 | 1'41.891 | 33.960 | 21.352 | 25.551 | 21.028 | 291.8 |
| 7 | 1'45.880 | * 34.715 | 21.849 | 27.993* | 21.323 | 260.8 | 22 | 1'40.865 | 26.045 | 20.617 | 32.005 | 22.198 | 139.1 |
| 8 | 1'33.665 | 26.266 | 20.985 | 25.495 | 20.919 | 291.1 | 23 | 1'32.309 | * 25.866* | 20.626 | 25.101 | 20.716 | 293.4 |
| 9 | 1'35.430 | * 26.011 | 20.837 | 27.265* | 21.317 | 291.8 | 24 | 1'32.388 | 25.980 | 20.557 | 25.108 | 20.743 | 294.2 |
| 10 | 1'35.631 | P 30.302* | 22.746 | 25.954 | 16.629 | 288.0 | 23rd | 6 | Stefan BRADL | | HONDA | GER | |
| Run # 3 | Front Tyre Slick-Medium | Rear Tyre Slick-Soft | | | | | | HRC Test Team | | | | | |
| | 10 Laps at start | New Tyre | | | | | | Runs=6 | Total laps=20 | Full laps=9 | Valid laps=6 | | |
| 11 | 1'42.644 | 34.103 | 21.524 | 25.800 | 21.217 | 289.5 | Run # 1 | Front Tyre Slick-Medium | Rear Tyre Slick-Medium | | | | |
| 12 | 1'32.678 | 25.985 | 20.678 | 25.210 | 20.805 | 290.3 | | ** | New Tyre | ** | 4 Laps at start | | |
| 13 | 1'33.616 | * 26.021 | 20.648 | 25.980* | 20.967 | 291.1 | 1 | 2'23.489 | 35.429 | 22.706 | 27.297 | 22.043 | 286.4 |
| 14 | 1'34.167 | P 25.890 | 20.617 | 29.936 | 17.724 | 216.0 | 2 | 1'38.067 | 27.356 | 21.295 | 26.032 | 23.384 | 290.3 |
| Run # 4 | Front Tyre Slick-Medium | Rear Tyre Slick-Soft | | | | | 3 | 1'44.110 | 26.926 | 22.204 | 26.627 | 28.353 | 291.8 |
| | New Tyre | New Tyre | | | | | 4 | 1'37.227 | P 27.001 | 22.714 | 29.972 | 17.540 | 285.7 |
| 15 | 1'43.171 | 34.459 | 21.760 | 25.859 | 21.093 | 292.6 | Run # 2 | Front Tyre Slick-Medium | Rear Tyre Slick-Medium | | | | |
| 16 | 1'32.227 | 25.836 | 20.574 | 24.992 | 20.825 | 295.0 | | ** | 4 Laps at start | ** | 8 Laps at start | | |
| 17 | 1'33.468 | P 28.812* | 21.157 | 25.944 | 17.555 | 291.1 | 5 | 1'45.762 | 35.228 | 22.211 | 26.741 | 21.582 | 281.2 |
| Run # 5 | Front Tyre Slick-Medium | Rear Tyre Slick-Soft | | | | | 6 | 1'35.334 | 26.853 | 21.149 | 26.031 | 21.301 | 281.9 |
| | 3 Laps at start | 3 Laps at start | | | | | 7 | 1'34.971 | 26.714 | 21.047 | 26.018 | 21.192 | 283.4 |
| 18 | 1'58.259 | * 33.826 | 23.875 | 33.781 | 26.777* | 231.2 | 8 | 1'34.651 | * 26.579 | 20.978 | 25.875 | 21.219* | 281.9 |
| 19 | 1'33.919 | * 26.757 | 21.005 | 25.347 | 20.810* | 292.6 | 9 | 1'34.586 | 26.564 | 21.042 | 25.903 | 21.077 | 281.9 |
| 20 | 1'33.125 | 25.875 | 21.195 | 25.321 | 20.734 | 291.8 | 10 | 1'37.217 | P 30.012* | 23.910 | 26.617 | 16.678 | 282.7 |
| 22nd | 10 | Luca MARINI | | HONDA | ITA | | Run # 3 | Front Tyre Slick-Medium | Rear Tyre Slick-Medium | | | | |
| | | Repsol Honda Team | | | | | | ** | 10 Laps at start | ** | 14 Laps at start | | |
| | | Runs=5 | Total laps=24 | Full laps=15 | Valid laps=13 | | 11 | 1'45.843 | 35.177 | 22.046 | 26.789 | 21.831 | 287.2 |
| Run # 1 | Front Tyre Slick-Medium | Rear Tyre Slick-Medium | | | | | 12 | 1'39.991 | * 28.741 | 23.697 | 26.174 | 21.379* | 289.5 |
| | New Tyre | New Tyre | | | | | 13 | 1'31.202 | P 26.700 | 21.570 | 26.059 | 16.873 | 288.0 |
| 1 | 2'00.920 | 35.041 | 22.656 | 27.033 | 21.733 | 288.7 | Run # 4 | Front Tyre Slick-Medium | Rear Tyre Slick-Soft | | | | |
| 2 | 1'36.369 | 27.130 | 21.741 | 26.209 | 21.289 | 292.6 | | ** | New Tyre | ** | New Tyre | | |
| 3 | 1'33.940 | 26.466 | 21.033 | 25.432 | 21.009 | 293.4 | 14 | 1'48.854 | 34.879 | 25.211 | 26.705 | 22.059 | 287.2 |
| 4 | 1'33.358 | 26.240 | 20.855 | 25.348 | 20.915 | 291.8 | 15 | 1'36.148 | P 30.050 | 21.989 | 26.850 | 17.259 | 282.7 |
| 5 | 1'33.518 | 26.204 | 20.805 | 25.565 | 20.944 | 291.8 | Run # 5 | Front Tyre missing data | Rear Tyre missing data | | | | |
| 6 | 1'33.994 | * 26.726 | 20.875 | 25.367* | 21.026 | 292.6 | | ** | Laps at start | ** | Laps at start | | |
| 7 | 1'30.285 | P 26.105 | 20.884 | 26.431* | 16.865 | 291.8 | 16 | 1'51.829 | * 36.381 | 21.993* | 26.523 | 26.932 | 281.9 |
| Run # 2 | Front Tyre Slick-Medium | Rear Tyre Slick-Medium | | | | | 17 | 1'29.859 | P 26.607 | 20.940 | 25.942 | 16.370 | 281.9 |
| | 7 Laps at start | 7 Laps at start | | | | | Run # 6 | Front Tyre Slick-Medium | Rear Tyre Slick-Soft | | | | |
| 8 | 1'43.695 | 33.817 | 21.920 | 26.469 | 21.489 | 286.4 | | ** | 2 Laps at start | ** | New Tyre | | |
| 9 | 1'33.717 | 26.264 | 21.031 | 25.449 | 20.973 | 290.3 | 18 | 1'43.999 | 34.698 | 21.386 | 26.125 | 21.790 | 284.9 |
| 10 | 1'33.300 | 26.152 | 20.872 | 25.384 | 20.892 | 290.3 | 19 | 1'33.816 | 26.303 | 20.858 | 25.653 | 21.002 | 286.4 |
| 11 | 1'32.955 | 26.068 | 20.733 | 25.303 | 20.851 | 291.1 | 20 | 1'37.256 | * 28.346* | 21.182 | 26.291 | 21.437 | 283.4 |
| 12 | 1'34.943 | P 28.415* | 23.290 | 26.533 | 16.705 | 289.5 | | | | | | | |

Fastest Lap: Francesco BAGNAIA Ducati Lenovo Team ITA **1'30.685** 25.460 20.144 24.697 20.384

These data/results cannot be reproduced, stored and/or transmitted in whole or in part by any manner of electronic, mechanical, photocopying, recording, broadcasting or otherwise now known or herein after developed without the previous express consent by the copyright owner, except for reproduction in daily press and regular printed publications on sale to the public within 60 days of the event related to those data/results and always provided that copyright symbol appears together as follows below.
© DORNA, 2024



4226 m.

GRAN PREMIO RED BULL DI SAN MARINO E DELLA RIVIERA

Practice

Best Partial Times

MotoGP™

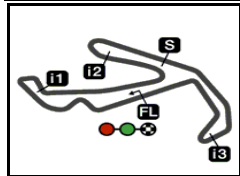
IT Ideal Lap Time, sum of the best partial times

BT Best Lap Time

| T1 | | T2 | | T3 | | T4 | | | | IT | | BT | |
|-----|--------------|--------|----------------|--------|----------------|--------|----------------|--------|-----|--------------|----------|----------|------|
| Pos | Rider | Time | Rider | Time | Rider | Time | Rider | Time | Pos | Rider | IT | BT | |
| 1 | F.BAGNAIA | 25.460 | F.BAGNAIA | 20.144 | F.BAGNAIA | 24.697 | M.MARQUEZ | 20.265 | 1 | F.BAGNAIA | 1'30.606 | 1'30.685 | (1) |
| 2 | M.BEZZECCHI | 25.465 | J.MARTIN | 20.168 | J.MARTIN | 24.759 | F.BAGNAIA | 20.305 | 2 | M.MARQUEZ | 1'30.813 | 1'30.870 | (2) |
| 3 | B.BINDER | 25.478 | J.MILLER | 20.179 | F.MORBIDELLI | 24.763 | J.MARTIN | 20.335 | 3 | J.MARTIN | 1'30.885 | 1'30.966 | (3) |
| 4 | M.MARQUEZ | 25.480 | M.MARQUEZ | 20.189 | P.ACOSTA | 24.789 | F.MORBIDELLI | 20.408 | 4 | F.MORBIDELLI | 1'30.910 | 1'30.967 | (4) |
| 5 | DI GIANNANTO | 25.496 | E.BASTIANINI | 20.205 | M.BEZZECCHI | 24.800 | J.MILLER | 20.438 | 5 | E.BASTIANINI | 1'30.980 | 1'31.067 | (5) |
| 6 | P.ESPARGARO | 25.499 | P.ESPARGARO | 20.215 | E.BASTIANINI | 24.808 | E.BASTIANINI | 20.449 | 6 | P.ACOSTA | 1'31.020 | 1'31.203 | (6) |
| 7 | P.ACOSTA | 25.502 | F.MORBIDELLI | 20.216 | A.ESPARGARO | 24.857 | M.BEZZECCHI | 20.451 | 7 | M.BEZZECCHI | 1'31.116 | 1'31.229 | (7) |
| 8 | E.BASTIANINI | 25.518 | P.ACOSTA | 20.264 | F.QUARTARARO | 24.877 | P.ACOSTA | 20.465 | 8 | P.ESPARGAR | 1'31.134 | 1'31.434 | (13) |
| 9 | P.ESPARGARO | 25.522 | M.OLIVEIRA | 20.305 | M.MARQUEZ | 24.879 | B.BINDER | 20.469 | 9 | J.MILLER | 1'31.249 | 1'31.320 | (10) |
| 10 | F.MORBIDELLI | 25.523 | J.ZARCO | 20.326 | P.ESPARGARO | 24.880 | A.ESPARGARO | 20.490 | 10 | M.VIÑALES | 1'31.275 | 1'31.301 | (8) |
| 11 | M.VIÑALES | 25.545 | F.QUARTARARO | 20.343 | M.VIÑALES | 24.884 | M.VIÑALES | 20.502 | 10 | A.ESPARGAR | 1'31.275 | 1'31.433 | (12) |
| 12 | F.QUARTARARO | 25.545 | M.VIÑALES | 20.344 | F.DI GIANNANTO | 24.912 | M.OLIVEIRA | 20.527 | 12 | B.BINDER | 1'31.282 | 1'31.422 | (11) |
| 13 | J.MARTIN | 25.623 | B.BINDER | 20.358 | A.MARQUEZ | 24.936 | F.QUARTARARO | 20.533 | 13 | F.QUARTARAR | 1'31.298 | 1'31.313 | (9) |
| 14 | A.RINS | 25.633 | M.BEZZECCHI | 20.400 | A.RINS | 24.952 | A.FERNANDEZ | 20.537 | 14 | F.DI GIANNAN | 1'31.542 | 1'31.779 | (16) |
| 15 | J.MILLER | 25.651 | A.ESPARGARO | 20.406 | B.BINDER | 24.977 | P.ESPARGARO | 20.540 | 15 | M.OLIVEIRA | 1'31.639 | 1'31.724 | (14) |
| 16 | J.ZARCO | 25.733 | A.FERNANDEZ | 20.409 | J.MILLER | 24.981 | T.NAKAGAMI | 20.588 | 16 | J.ZARCO | 1'31.690 | 1'31.735 | (15) |
| 17 | A.FERNANDEZ | 25.741 | A.MARQUEZ | 20.431 | R.FERNANDEZ | 24.992 | F.DI GIANNANTO | 20.598 | 17 | A.RINS | 1'31.695 | 1'31.886 | (17) |
| 18 | M.OLIVEIRA | 25.745 | T.NAKAGAMI | 20.449 | J.ZARCO | 25.003 | A.RINS | 20.626 | 18 | A.MARQUEZ | 1'31.759 | 1'31.908 | (18) |
| 19 | A.MARQUEZ | 25.754 | A.RINS | 20.484 | M.OLIVEIRA | 25.062 | J.ZARCO | 20.628 | 19 | A.FERNANDEZ | 1'31.798 | 1'31.961 | (19) |
| 20 | T.NAKAGAMI | 25.812 | L.MARINI | 20.516 | L.MARINI | 25.101 | A.MARQUEZ | 20.638 | 20 | T.NAKAGAMI | 1'32.016 | 1'32.208 | (20) |
| 21 | R.FERNANDEZ | 25.836 | F.DI GIANNANTO | 20.536 | A.FERNANDEZ | 25.111 | L.MARINI | 20.716 | 21 | R.FERNANDEZ | 1'32.136 | 1'32.227 | (21) |
| 22 | L.MARINI | 25.980 | R.FERNANDEZ | 20.574 | T.NAKAGAMI | 25.167 | R.FERNANDEZ | 20.734 | 22 | L.MARINI | 1'32.313 | 1'32.388 | (22) |
| 23 | S.BRADL | 26.303 | S.BRADL | 20.858 | S.BRADL | 25.653 | S.BRADL | 21.002 | 23 | S.BRADL | 1'33.816 | 1'33.816 | (23) |

These data/results cannot be reproduced, stored and/or transmitted in whole or in part by any manner of electronic, mechanical, photocopying, recording, broadcasting or otherwise now known or herein after developed without the previous express consent by the copyright owner, except for reproduction in daily press and regular printed publications on sale to the public within 60 days of the event related to those data/results and always provided that copyright symbol appears together as follows below.

© DORNA, 2024




4226 m.

GRAN PREMIO RED BULL DI SAN MARINO E DELLA RIVIERA

Practice

Fastest Laps Sequence

| <i>Practice Time</i> |  <i>Rider</i> | <i>Nation</i> | <i>Motorcycle</i> | <i>Time</i> | <i>Km/h</i> | <i>Rider's Lap</i> |
|----------------------|--|---------------|-------------------|-----------------|-------------|--------------------|
| 3'36.706 | 42 Alex RINS | SPA | YAMAHA | 1'36.064 | 158.3 | 2 |
| 3'37.659 | 30 Takaaki NAKAGAMI | JPN | HONDA | 1'35.373 | 159.5 | 2 |
| 3'37.790 | 72 Marco BEZZECCHI | ITA | DUCATI | 1'33.905 | 162.0 | 2 |
| 4'03.653 | 89 Jorge MARTIN | SPA | DUCATI | 1'33.163 | 163.3 | 2 |
| 5'09.733 | 42 Alex RINS | SPA | YAMAHA | 1'33.027 | 163.5 | 3 |
| 5'20.151 | 31 Pedro ACOSTA | SPA | KTM | 1'32.802 | 163.9 | 3 |
| 5'42.534 | 1 Francesco BAGNAIA | ITA | DUCATI | 1'32.523 | 164.4 | 3 |
| 6'52.350 | 31 Pedro ACOSTA | SPA | KTM | 1'32.199 | 165.0 | 4 |
| 8'24.193 | 31 Pedro ACOSTA | SPA | KTM | 1'31.843 | 165.6 | 5 |
| 9'55.893 | 31 Pedro ACOSTA | SPA | KTM | 1'31.700 | 165.9 | 6 |
| 14'32.015 | 31 Pedro ACOSTA | SPA | KTM | 1'31.672 | 165.9 | 9 |
| 24'28.547 | 93 Marc MARQUEZ | SPA | DUCATI | 1'31.364 | 166.5 | 11 |
| 32'12.027 | 31 Pedro ACOSTA | SPA | KTM | 1'31.301 | 166.6 | 13 |
| 49'45.100 | 23 Enea BASTIANINI | ITA | DUCATI | 1'31.242 | 166.7 | 17 |
| 49'59.888 | 31 Pedro ACOSTA | SPA | KTM | 1'31.203 | 166.8 | 20 |
| 50'36.837 | 93 Marc MARQUEZ | SPA | DUCATI | 1'31.034 | 167.1 | 22 |
| 53'24.488 | 89 Jorge MARTIN | SPA | DUCATI | 1'30.966 | 167.2 | 23 |
| 56'45.537 | 1 Francesco BAGNAIA | ITA | DUCATI | 1'30.885 | 167.3 | 21 |
| 58'16.222 | 1 Francesco BAGNAIA | ITA | DUCATI | 1'30.685 | 167.7 | 22 |

These data/results cannot be reproduced, stored and/or transmitted in whole or in part by any manner of electronic, mechanical, photocopying, recording, broadcasting or otherwise now known or herein after developed without the previous express consent by the copyright owner, except for reproduction in daily press and regular printed publications on sale to the public within 60 days of the event related to those data/results and always provided that copyright symbol appears together as follows below.

© DORNA, 2024