


4542 m.

MOTUL TT ASSEN

Qualifying Results



	Rider	Nation Team	Motorcycle	Time	Lap	Total	Gap	Top Speed
1	1 Francesco BAGNAIA	ITA Ducati Lenovo Team	DUCATI	Q2 1'30.540	5	7		309.8
2	89 Jorge MARTIN	SPA Prima Pramac Racing	DUCATI	Q2 1'30.621	8	8	0.081 0.081	312.2
3	12 Maverick VIÑALES	SPA Aprilia Racing	APRILIA	Q2 1'30.951	6	7	0.411 0.330	310.6
4	73 Alex MARQUEZ	SPA Gresini Racing MotoGP	DUCATI	Q2 1'30.979	8	8	0.439 0.028	310.6
5	41 Aleix ESPARGARO	SPA Aprilia Racing	APRILIA	Q2 1'31.077	6	6	0.537 0.098	310.6
6	49 Fabio DI GIANNANTONI	ITA Pertamina Enduro VR46 Racing Team	DUCATI	Q2 1'31.274	2	5	0.734 0.197	307.5
7	93 Marc MARQUEZ	SPA Gresini Racing MotoGP	DUCATI	Q2 1'31.378	2	6	0.838 0.104	312.2
8	21 Franco MORBIDELLI	ITA Prima Pramac Racing	DUCATI	Q2 1'31.405	7	8	0.865 0.027	311.4
9	33 Brad BINDER	RSA Red Bull KTM Factory Racing	KTM	Q2 1'31.479	8	8	0.939 0.074	313.0
10	31 Pedro ACOSTA	SPA Red Bull GASGAS Tech3	KTM	Q2 1'31.482	7	7	0.942 0.003	313.8
11	23 Enea BASTIANINI	ITA Ducati Lenovo Team	DUCATI	Q2 1'31.628	3	8	1.088 0.146	312.2
12	25 Raul FERNANDEZ	SPA Trackhouse Racing	APRILIA	Q2 1'31.928	6	8	1.388 0.300	308.3
13	20 Fabio QUARTARARO	FRA Monster Energy Yamaha MotoGP Tea	YAMAHA	Q1 1'31.620	7	8 (*)	0.248	304.4
14	43 Jack MILLER	AUS Red Bull KTM Factory Racing	KTM	Q1 1'31.903	7	8 (*)	0.531 0.283	310.6
15	72 Marco BEZZECCHI	ITA Pertamina Enduro VR46 Racing Team	DUCATI	Q1 1'31.997	3	6 (*)	0.625 0.094	310.6
16	42 Alex RINS	SPA Monster Energy Yamaha MotoGP Tea	YAMAHA	Q1 1'32.108	7	9 (*)	0.736 0.111	304.4
17	88 Miguel OLIVEIRA	POR Trackhouse Racing	APRILIA	Q1 1'32.123	7	9 (*)	0.751 0.015	314.6
18	32 Lorenzo SAVADORI	ITA Aprilia Racing	APRILIA	Q1 1'32.243	7	8 (*)	0.871 0.120	307.5
19	5 Johann ZARCO	FRA CASTROL Honda LCR	HONDA	Q1 1'32.260	7	8 (*)	0.888 0.017	306.0
20	36 Joan MIR	SPA Repsol Honda Team	HONDA	Q1 1'32.497	7	9 (*)	1.125 0.237	306.7
21	10 Luca MARINI	ITA Repsol Honda Team	HONDA	Q1 1'32.627	7	9 (*)	1.255 0.130	309.0
22	37 Augusto FERNANDEZ	SPA Red Bull GASGAS Tech3	KTM	Q1 1'32.669	7	9 (*)	1.297 0.042	307.5
23	30 Takaaki NAKAGAMI	JPN IDEMITSU Honda LCR	HONDA	Q1 1'33.030	3	9 (*)	1.658 0.361	302.9

* Gap with the fastest rider in the Q1 session.

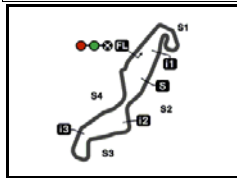
Pole Position:		Francesco BAGNAIA	1'30.540	180.5 Km/h
Q1 Best Lap:	Lap 7	Pedro ACOSTA	(*) 1'31.372	178.9 Km/h
Best Race Lap:	2022	Aleix ESPARGARO	1'32.500	176.7 Km/h
All-Time Lap Record:	2024	Francesco BAGNAIA	1'30.540	180.5 Km/h

The results are provisional until the end of the limit for protest and appeals.

Time limit for protest expires 60' after publication of the results - Time:

These data/results cannot be reproduced, stored and/or transmitted in whole or in part by any manner of electronic, mechanical, photocopying, recording, broadcasting or otherwise now known or herein after developed without the previous express consent by the copyright owner, except for reproduction in daily press and regular printed publications on sale to the public within 60 days of the event related to those data/results and always provided that copyright symbol appears together as follows below.

© DORNA, 2024



4542 m.

MOTUL TT ASSEN

Qualifying Nr. 2

Classification

20



	<i>Rider</i>	<i>Nation</i>	<i>Team</i>	<i>Motorcycle</i>	<i>Time</i>	<i>Lap</i>	<i>Total</i>	<i>Gap</i>	<i>Top Speed</i>
1	1 Francesco BAGNAIA	ITA	Ducati Lenovo Team	DUCATI	1'30.540	5	7		309.8
2	89 Jorge MARTIN	SPA	Prima Pramac Racing	DUCATI	1'30.621	8	8	0.081 0.081	312.2
3	12 Maverick VIÑALES	SPA	Aprilia Racing	APRILIA	1'30.951	6	7	0.411 0.330	310.6
4	73 Alex MARQUEZ	SPA	Gresini Racing MotoGP	DUCATI	1'30.979	8	8	0.439 0.028	310.6
5	41 Aleix ESPARGARO	SPA	Aprilia Racing	APRILIA	1'31.077	6	6	0.537 0.098	310.6
6	49 Fabio DI GIANNANTONIO	ITA	Pertamina Enduro VR46 Racing Te	DUCATI	1'31.274	2	5	0.734 0.197	307.5
7	93 Marc MARQUEZ	SPA	Gresini Racing MotoGP	DUCATI	1'31.378	2	6	0.838 0.104	312.2
8	21 Franco MORBIDELLI	ITA	Prima Pramac Racing	DUCATI	1'31.405	7	8	0.865 0.027	311.4
9	33 Brad BINDER	RSA	Red Bull KTM Factory Racing	KTM	1'31.479	8	8	0.939 0.074	313.0
10	31 Pedro ACOSTA	SPA	Red Bull GASGAS Tech3	KTM	1'31.482	7	7	0.942 0.003	313.8
11	23 Enea BASTIANINI	ITA	Ducati Lenovo Team	DUCATI	1'31.628	3	8	1.088 0.146	312.2
12	25 Raul FERNANDEZ	SPA	Trackhouse Racing	APRILIA	1'31.928	6	8	1.388 0.300	308.3

Practice condition: Dry

Air: 21°

Humidity: 50%

Ground: 39°

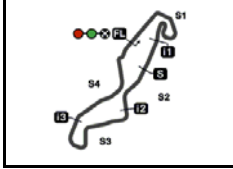
<i>Fastest Lap:</i>	Lap: 5	Francesco BAGNAIA	1'30.540	180.5 Km/h
<i>Best Race Lap:</i>	2022	Aleix ESPARGARO	1'32.500	176.7 Km/h
<i>All-Time Lap Record:</i>	2024	Francesco BAGNAIA	1'30.540	180.5 Km/h

The results are provisional until the end of the limit for protest and appeals.

Time limit for protest expires 60' after publication of the results - Time:

These data/results cannot be reproduced, stored and/or transmitted in whole or in part by any manner of electronic, mechanical, photocopying, recording, broadcasting or otherwise now known or herein after developed without the previous express consent by the copyright owner, except for reproduction in daily press and regular printed publications on sale to the public within 60 days of the event related to those data/results and always provided that copyright symbol appears together as follows below.

© DORNA, 2024



4542 m.

MOTUL TT ASSEN

Qualifying Nr. 2

Top Speed & Average

21



Rider	Nation	Motorcycle	Top 5 speeds					Average	Top
31 Pedro ACOSTA	SPA	KTM	313.8	313.0	309.0	307.5	306.7	310.0	313.8
33 Brad BINDER	RSA	KTM	313.0	311.4	309.8	309.0	309.0	310.4	313.0
23 Enea BASTIANINI	ITA	DUCATI	312.2	311.4	311.4	309.0	309.0	310.6	312.2
89 Jorge MARTIN	SPA	DUCATI	312.2	310.6	309.8	308.3	307.5	309.7	312.2
93 Marc MARQUEZ	SPA	DUCATI	312.2	309.0	308.3	306.7	300.0	306.0	312.2
21 Franco MORBIDELLI	ITA	DUCATI	311.4	310.6	310.6	306.0	304.4	308.6	311.4
12 Maverick VIÑALES	SPA	APRILIA	310.6	308.3	307.5	307.5	306.0	308.0	310.6
41 Aleix ESPARGARO	SPA	APRILIA	310.6	309.8	309.0	309.0	308.3	309.3	310.6
73 Alex MARQUEZ	SPA	DUCATI	310.6	309.8	307.5	306.0	305.2	307.8	310.6
1 Francesco BAGNAIA	ITA	DUCATI	309.8	309.8	309.0	308.3	306.7	308.7	309.8
25 Raul FERNANDEZ	SPA	APRILIA	308.3	307.5	306.0	305.2	303.7	305.7	308.3
49 Fabio DI GIANNANTONIO	ITA	DUCATI	307.5	306.7	306.0	306.0	297.0	304.6	307.5

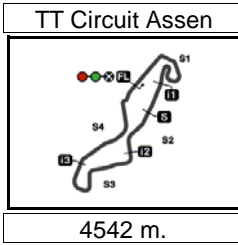
These data/results cannot be reproduced, stored and/or transmitted in whole or in part by any manner of electronic, mechanical, photocopying, recording, broadcasting or otherwise now known or herein after developed without the previous express consent by the copyright owner, except for reproduction in daily press and regular printed publications on sale to the public within 60 days of the event related to those data/results and always provided that copyright symbol appears together as follows below.

© DORNA, 2024

Official MotoGP Timing by TISSOT
www.motogp.com



Assen, Saturday, June 29, 2024



MOTUL TT ASSEN

Qualifying Nr. 2

Chronological Analysis of Performances

22

* Lap / Sector time cancelled T1 Time from finish line to 1st intermediate T3 Time from 2nd intermed. to 3rd intermed.
P Crossing the finish line in pit lane T2 Time from 1st intermed. to 2nd intermed. T4 Time from 3rd intermediate to finish line
**Tyre data subject to further updates

Lap	Lap Time	T1	T2	T3	T4	Speed	Lap	Lap Time	T1	T2	T3	T4	Speed	
1st	1	Francesco BAGNAIA DUCATI ITA					6	1'30.951	29.909	13.535	26.621	20.886	307.5	
		Ducati Lenovo Team					7	1'39.544	30.035	14.484	33.415	21.610	308.3	
		Runs=3 Total laps=7 Full laps=2 Valid laps=2												
Run #	1	Front Tyre	Slick-Medium	Rear Tyre	Slick-Soft									
		New Tyre		New Tyre										
1	1'39.813	29.594	14.033	27.289	21.389	308.3								
2	1'31.048	30.008	13.468	26.653	20.919	309.8								
3	1'46.641 P	34.353	13.861	29.620	28.807	309.0								
4th	73	Alex MARQUEZ DUCATI SPA												
		Gresini Racing MotoGP												
		Runs=2 Total laps=8 Full laps=5 Valid laps=4												
Run #	1	Front Tyre	Slick-Soft	Rear Tyre	Slick-Soft									
		New Tyre		New Tyre										
1	1'44.792	29.316	14.085	27.320	21.706	304.4								
2	1'31.741	30.211	13.585	26.772	21.173	307.5								
3	1'31.325	30.140	13.533	26.636	21.016	306.0								
4	1'46.783 P	34.092	14.270	28.006	30.415	302.9								
5th	41	Aleix ESPARGARO APRILIA SPA												
		Aprilia Racing												
		Runs=2 Total laps=6 Full laps=3 Valid laps=3												
Run #	1	Front Tyre	Slick-Soft	Rear Tyre	Slick-Soft									
		New Tyre		New Tyre										
1	1'46.866	29.368	14.049	27.370	21.389	308.3								
2	1'31.616	30.261	13.520	26.791	21.044	310.6								
3	1'44.876 P	30.259	14.602	29.231	30.784	280.7								
6th	49	Fabio DI GIANNANTONI DUCATI ITA												
		Pertamina Enduro VR46 Racing Team												
		Runs=1 Total laps=5 Full laps=3 Valid laps=3												
Run #	1	Front Tyre	Slick-Soft	Rear Tyre	Slick-Soft									
		New Tyre		New Tyre										
1	7'46.924	29.424	13.930	27.083	21.282	306.0								
2	1'31.274	30.008	13.546	26.671	21.049	307.5								
3	1'39.131	30.047	13.572	26.740	28.772	306.7								
4	1'31.518	30.079	13.578	26.769	21.092	306.0								
5	1'51.759 P	33.808	14.937	29.939	33.075	297.0								
3rd	12	Maverick VIÑALES APRILIA SPA												
		Aprilia Racing												
		Runs=2 Total laps=7 Full laps=4 Valid laps=3												
Run #	1	Front Tyre	Slick-Hard	Rear Tyre	Slick-Soft									
		New Tyre		New Tyre										
1	2'43.202	29.929	14.144	27.298	21.282	304.4								
2	1'31.790 *	30.119	13.470	26.856*	21.345	307.5								
3	1'31.421	30.052	13.602	26.648	21.119	306.0								
4	1'43.176 P	32.262	14.170	27.399	29.345	302.9								
Fastest Lap:	Francesco BAGNAIA Ducati Lenovo Team ITA					1'30.540	29.871	13.335	26.540	20.794				

These data/results cannot be reproduced, stored and/or transmitted in whole or in part by any manner of electronic, mechanical, photocopying, recording, broadcasting or otherwise now known or herein after developed without the previous express consent by the copyright owner, except for reproduction in daily press and regular printed publications on sale to the public within 60 days of the event related to those data/results and always provided that copyright symbol appears together as follows below.
© DORNA, 2024



Qualifying Nr. 2

MotoGP

Lap	Lap Time	T1	T2	T3	T4	Speed	Lap	Lap Time	T1	T2	T3	T4	Speed
7th	93	Marc MARQUEZ				DUCATI	SPA	Run # 2	Front Tyre Slick-Soft	Rear Tyre Slick-Soft			New Tyre
		Gresini Racing MotoGP							3 Laps at start				
		Runs=2	Total laps=6	Full laps=3	Valid laps=3								
Run # 1	Front Tyre Slick-Soft	Rear Tyre Slick-Soft		New Tyre		New Tyre							
1	1'41.751	28.615	13.899	27.021	21.330	306.7	4	4'44.112 *	34.433	20.383	42.570	29.031*	145.1
2	1'31.378	30.116	13.503	26.793	20.966	309.0	5	1'45.003 *	38.025	14.395	30.062	22.521*	292.8
3	1'31.481	30.002	13.506	26.736	21.237	308.3	6	1'31.833	30.184	13.743	26.821	21.085	313.0
4	1'47.794 P	35.395	14.221	28.645	29.533	300.0	7	1'31.482	29.984	13.556	26.647	21.295	313.8
Run # 2	Front Tyre Slick-Soft	Rear Tyre Slick-Soft		New Tyre		New Tyre							
		4 Laps at start											
5	5'00.039	35.480	20.449	38.867	30.895	134.6							
6	1'45.486	38.923	14.025	27.001	25.537	300.0							
	unfinished	29.982				312.2							
8th	21	Franco MORBIDELLI				DUCATI	ITA	Run # 1	Front Tyre Slick-Soft	Rear Tyre Slick-Soft			New Tyre
		Prima Pramac Racing							4 Laps at start				
		Runs=2	Total laps=8	Full laps=5	Valid laps=5								
Run # 1	Front Tyre Slick-Soft	Rear Tyre Slick-Soft		New Tyre		New Tyre							
1	1'45.262	29.307	14.183	27.318	21.723	306.0	5	4'54.060	34.573	23.002	31.597	28.797	93.8
2	1'31.887	30.168	13.661	26.819	21.239	310.6	6	1'46.217 *	36.845	13.899	27.335	28.138*	306.7
3	1'31.596	30.028	13.745	26.718	21.105	310.6	7	1'31.506 *	30.138	13.566	26.680	21.122*	312.2
4	1'47.821 P	34.514	14.049	28.080	31.178	304.4	8	1'31.723	30.194	13.587	26.834	21.108	311.4
Run # 2	Front Tyre Slick-Soft	Rear Tyre Slick-Soft		New Tyre		New Tyre							
		4 Laps at start											
5	4'56.051	35.480	20.449	38.425	31.918	145.5							
6	1'45.533	38.146	14.295	27.047	26.045	299.2							
7	1'31.405	30.108	13.624	26.693	20.980	311.4							
8	1'45.989	41.183	14.759	28.234	21.813	302.2							
9th	33	Brad BINDER				KTM	RSA	Run # 1	Front Tyre Slick-Soft	Rear Tyre Slick-Soft			New Tyre
		Red Bull KTM Factory Racing							4 Laps at start				
		Runs=2	Total laps=8	Full laps=5	Valid laps=5								
Run # 1	Front Tyre Slick-Soft	Rear Tyre Slick-Soft		New Tyre		New Tyre							
1	1'40.709	29.638	14.139	27.117	21.573	309.0	5	2'58.633	30.203	14.134	27.221	21.512	303.7
2	1'31.708	30.135	13.567	26.727	21.279	309.0	6	1'31.928	30.117	13.610	26.754	21.447	307.5
3	1'32.111	30.162	13.701	26.836	21.412	305.2	7	1'43.406	36.078	17.810	27.956	21.562	256.0
4	1'51.445 P	37.832	14.378	28.438	30.797	294.2	8	1'45.578 *	30.234	15.326*	33.748*	26.270*	308.3
Run # 2	Front Tyre Slick-Soft	Rear Tyre Slick-Soft		New Tyre		New Tyre							
		4 Laps at start											
5	4'58.669	35.475	20.461	42.597	28.782	136.9							
6	1'44.482	40.668	14.308	27.684	21.822	309.8							
7	1'32.007	29.954	13.600	26.878	21.575	311.4							
8	1'31.479	30.252	13.444	26.692	21.091	313.0							
10th	31	Pedro ACOSTA				KTM	SPA	Run # 1	Front Tyre Slick-Soft	Rear Tyre Slick-Medium			New Tyre
		Red Bull GASGAS Tech3							4 Laps at start				
		Runs=2	Total laps=7	Full laps=4	Valid laps=3								
Run # 1	Front Tyre Slick-Soft	Rear Tyre Slick-Medium		New Tyre		New Tyre							
1	3'39.076 *	29.794	13.940	27.661	21.428*	306.7							
2	1'32.260	30.371	13.764	26.741	21.384	307.5							
3	1'39.614 P	30.168	13.720	26.704	29.022	309.0							

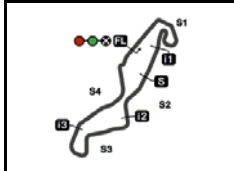
Fastest Lap: Francesco BAGNAIA Ducati Lenovo Team ITA **1'30.540** 29.871 13.335 26.540 20.794

These data/results cannot be reproduced, stored and/or transmitted in whole or in part by any manner of electronic, mechanical, photocopying, recording, broadcasting or otherwise now known or herein after developed without the previous express consent by the copyright owner, except for reproduction in daily press and regular printed publications on sale to the public within 60 days of the event related to those data/results and always provided that copyright symbol appears together as follows below.
© DORNA, 2024

Official MotoGP Timing by **TISSOT**
www.motogp.com



Assen, Saturday, June 29, 2024



4542 m.

MOTUL TT ASSEN

Provisional Starting Grid

Race : 26 laps = 118.092 km

23



1	1 1'30.540 1 Francesco BAGNAIA Ducati	2 1'30.621 89 Jorge MARTIN Ducati	3 1'30.951 12 Maverick VIÑALES Aprilia
2	4 1'30.979 73 Alex MARQUEZ Ducati	5 1'31.077 41 Aleix ESPARGARO Aprilia	6 1'31.274 49 Fabio DI GIANNANTONIO Ducati
3	7 1'31.378 93 Marc MARQUEZ Ducati	8 1'31.405 21 Franco MORBIDELLI Ducati	9 1'31.479 33 Brad BINDER KTM
4	10 1'31.482 31 Pedro ACOSTA KTM	11 1'31.628 23 Enea BASTIANINI Ducati	12 1'31.928 25 Raul FERNANDEZ Aprilia
5	13 1'31.620 20 Fabio QUARTARARO Yamaha	14 1'31.903 43 Jack MILLER KTM	15 1'31.997 72 Marco BEZZECCHI Ducati
6	16 1'32.108 42 Alex RINS Yamaha	17 1'32.123 88 Miguel OLIVEIRA Aprilia	18 1'32.243 32 Lorenzo SAVADORI Aprilia
7	19 1'32.260 5 Johann ZARCO Honda	20 1'32.497 36 Joan MIR Honda	21 1'32.627 10 Luca MARINI Honda
8	22 1'32.669 37 Augusto FERNANDEZ KTM	23 1'33.030 30 Takaaki NAKAGAMI Honda	

The results are provisional until the end of the limit for protest and appeals and until the ratification of the Event Management Committee.

Time limit for protest expires 60' at the latest after publication of the results - Time:

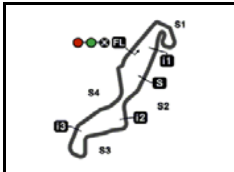
These data/results cannot be reproduced, stored and/or transmitted in whole or in part by any manner of electronic, mechanical, photocopying, recording, broadcasting or otherwise now known or herein after developed without the previous express consent by the copyright owner, except for reproduction in daily press and regular printed publications on sale to the public within 60 days of the event related to those data/results and always provided that copyright symbol appears together as follows below.

© DORNA, 2024

Official MotoGP Timing by TISSOT
www.motogp.com



Assen, Saturday, June 29, 2024



4542 m.

MOTUL TT ASSEN

BMW M Award - Best Qualifier MotoGP 2024

MotoGP™

24

Rider	Nation	Points	QAT	POR	AME	SPA	FRA	CAT	ITA	NED	GER	GBR	AUT	ARA	RSM	KAZ	INA	JPN	AUS	THA	MAL	VAL
1 MARTIN Jorge	SPA	146	25	16	10	16	25	9	25	20												
2 BAGNAIA Francesco	ITA	131	11	13	13	9	20	20	20	25												
3 VIÑALES Maverick	SPA	108	6	20	25	5	16	4	16	16												
4 ESPARGARO Aleix	SPA	89	20	3	9	4	10	25	7	11												
5 MARQUEZ Marc	SPA	86	10	8	16	25	3	2	13	9												
6 BASTIANINI Enea	ITA	86	16	25	11	7	6	5	11	5												
7 ACOSTA Pedro	SPA	78	8	9	20	6	9	11	9	6												
8 DI GIANNANTONIO Fabio	ITA	65	9	2	8	11	13	10	2	10												
9 BINDER Brad	RSA	55	13	6	-	13	-	13	3	7												
10 BEZZECCHI Marco	ITA	49	1	10	6	20	11	-	-	1												
11 MARQUEZ Alex	SPA	49	7	4	4	10	-	3	8	13												
12 MORBIDELLI Franco	ITA	46	-	-	7	8	7	6	10	8												
13 MILLER Jack	AUS	36	5	11	5	1	5	7	-	2												
14 FERNANDEZ Raul	SPA	33	4	-	3	-	2	16	4	4												
15 RINS Alex	SPA	20	-	5	1	-	-	8	6	-												
16 QUARTARARO Fabio	FRA	19	-	7	-	-	8	-	1	3												
17 OLIVEIRA Miguel	POR	17	2	1	2	2	4	1	5	-												
18 ZARCO Johann	FRA	7	3	-	-	3	1	-	-	-												

These data/results cannot be reproduced, stored and/or transmitted in whole or in part by any manner of electronic, mechanical, photocopying, recording, broadcasting or otherwise now known or herein after developed without the previous express consent by the copyright owner, except for reproduction in daily press and regular printed publications on sale to the public within 60 days of the event related to those data/results and always provided that copyright symbol appears together as follows below.

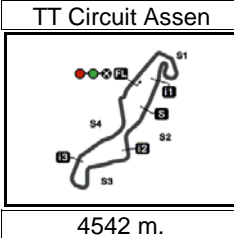
© DORNA, 2024

Official MotoGP Timing by TISSOT

www.motogp.com

Assen, Saturday, June 29, 2024



**MOTUL TT ASSEN**

After the Qualifying Nr. 2

Event Best Maximum Speed

<i>Rider</i>	<i>Nation Team</i>	<i>Motorcycle</i>	<i>Km/h</i>	
43 Jack MILLER	AUS Red Bull KTM Factory Racing	KTM	316.2	Free Practice Nr. 2
88 Miguel OLIVEIRA	POR Trackhouse Racing	APRILIA	314.6	Qualifying Nr. 1
31 Pedro ACOSTA	SPA Red Bull GASGAS Tech3	KTM	313.8	Qualifying Nr. 2
1 Francesco BAGNAIA	ITA Ducati Lenovo Team	DUCATI	313.0	Free Practice Nr. 2
33 Brad BINDER	RSA Red Bull KTM Factory Racing	KTM	313.0	Qualifying Nr. 2
93 Marc MARQUEZ	SPA Gresini Racing MotoGP	DUCATI	312.2	Qualifying Nr. 2
89 Jorge MARTIN	SPA Prima Pramac Racing	DUCATI	312.2	Qualifying Nr. 2
23 Enea BASTIANINI	ITA Ducati Lenovo Team	DUCATI	312.2	Qualifying Nr. 2
21 Franco MORBIDELLI	ITA Prima Pramac Racing	DUCATI	311.4	Qualifying Nr. 2
12 Maverick VIÑALES	SPA Aprilia Racing	APRILIA	310.6	Qualifying Nr. 2
41 Aleix ESPARGARO	SPA Aprilia Racing	APRILIA	310.6	Qualifying Nr. 2
72 Marco BEZZECCHI	ITA Pertamina Enduro VR46 Racing T	DUCATI	310.6	Qualifying Nr. 1
73 Alex MARQUEZ	SPA Gresini Racing MotoGP	DUCATI	310.6	Qualifying Nr. 2
49 Fabio DI GIANNANTONIO	ITA Pertamina Enduro VR46 Racing T	DUCATI	309.0	Qualifying Nr. 1
10 Luca MARINI	ITA Repsol Honda Team	HONDA	309.0	Qualifying Nr. 1
5 Johann ZARCO	FRA CASTROL Honda LCR	HONDA	308.3	Free Practice Nr. 2
32 Lorenzo SAVADORI	ITA Aprilia Racing	APRILIA	308.3	Free Practice Nr. 2
25 Raul FERNANDEZ	SPA Trackhouse Racing	APRILIA	308.3	Qualifying Nr. 2
37 Augusto FERNANDEZ	SPA Red Bull GASGAS Tech3	KTM	307.5	Qualifying Nr. 1
36 Joan MIR	SPA Repsol Honda Team	HONDA	306.7	Qualifying Nr. 1
42 Alex RINS	SPA Monster Energy Yamaha MotoGP	YAMAHA	306.0	Free Practice Nr. 2
30 Takaaki NAKAGAMI	JPN IDEMITSU Honda LCR	HONDA	305.2	Free Practice Nr. 2
20 Fabio QUARTARARO	FRA Monster Energy Yamaha MotoGP	YAMAHA	304.4	Qualifying Nr. 1

These data/results cannot be reproduced, stored and/or transmitted in whole or in part by any manner of electronic, mechanical, photocopying, recording, broadcasting or otherwise now known or herein after developed without the previous express consent by the copyright owner, except for reproduction in daily press and regular printed publications on sale to the public within 60 days of the event related to those data/results and always provided that copyright symbol appears together as follows below.

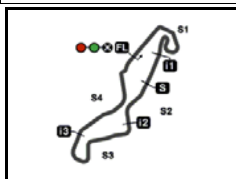

© DORNA, 2024

Official MotoGP Timing by TISSOT
www.motogp.com



Assen, Saturday, June 29, 2024

TT Circuit Assen

Results and timing service provided by 

4542 m.

MOTUL TT ASSEN

Qualifying Nr. 2

Best Partial Times

MotoGP™

IT Ideal Lap Time, sum of the best partial times*BT* Best Lap Time

<i>T1</i>			<i>T2</i>			<i>T3</i>			<i>T4</i>				
<i>Pos</i>	<i>Rider</i>	<i>Time</i>	<i>Rider</i>	<i>Time</i>	<i>Rider</i>	<i>Time</i>	<i>Rider</i>	<i>Time</i>	<i>Pos</i>	<i>Rider</i>	<i>IT</i>	<i>BT</i>	
1	J.MARTIN	29.828	F.BAGNAIA	13.335	J.MARTIN	26.492	F.BAGNAIA	20.794	1	F.BAGNAIA	1'30.540	1'30.540	(1)
2	F.BAGNAIA	29.871	J.MARTIN	13.436	F.BAGNAIA	26.540	J.MARTIN	20.865	2	J.MARTIN	1'30.621	1'30.621	(2)
3	M.VIÑALES	29.909	B.BINDER	13.444	A.MARQUEZ	26.540	M.VIÑALES	20.886	3	M.VIÑALES	1'30.886	1'30.951	(3)
4	B.BINDER	29.954	A.MARQUEZ	13.444	M.VIÑALES	26.621	A.ESPARGARO	20.890	4	A.MARQUEZ	1'30.979	1'30.979	(4)
5	M.MARQUEZ	29.982	M.VIÑALES	13.470	P.ACOSTA	26.647	A.MARQUEZ	20.946	5	A.ESPARGAR	1'31.077	1'31.077	(5)
6	P.ACOSTA	29.984	A.ESPARGARO	13.478	A.ESPARGARO	26.654	M.MARQUEZ	20.966	6	B.BINDER	1'31.181	1'31.479	(9)
7	F.DI GIANNANTO	30.008	M.MARQUEZ	13.503	F.DI GIANNANTO	26.671	F.MORBIDELLI	20.980	7	M.MARQUEZ	1'31.187	1'31.378	(7)
8	F.MORBIDELLI	30.028	F.DI GIANNANTO	13.546	E.BASTIANINI	26.680	F.DI GIANNANTO	21.049	8	P.ACOSTA	1'31.272	1'31.482	(10)
9	A.MARQUEZ	30.049	P.ACOSTA	13.556	B.BINDER	26.692	P.ACOSTA	21.085	9	F.DI GIANNAN	1'31.274	1'31.274	(6)
10	A.ESPARGARO	30.055	E.BASTIANINI	13.566	F.MORBIDELLI	26.693	B.BINDER	21.091	10	F.MORBIDELLI	1'31.325	1'31.405	(8)
11	E.BASTIANINI	30.063	R.FERNANDEZ	13.610	M.MARQUEZ	26.736	E.BASTIANINI	21.108	11	E.BASTIANINI	1'31.417	1'31.628	(11)
12	R.FERNANDEZ	30.117	F.MORBIDELLI	13.624	R.FERNANDEZ	26.754	R.FERNANDEZ	21.197	12	R.FERNANDEZ	1'31.678	1'31.928	(12)


These data/results cannot be reproduced, stored and/or transmitted in whole or in part by any manner of electronic, mechanical, photocopying, recording, broadcasting or otherwise now known or herein after developed without the previous express consent by the copyright owner, except for reproduction in daily press and regular printed publications on sale to the public within 60 days of the event related to those data/results and always provided that copyright symbol appears together as follows below.

© DORNA, 2024

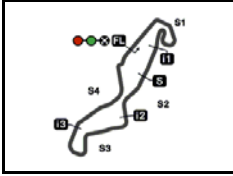
Official MotoGP Timing by 
www.motogp.com



TT Circuit Assen

Results and timing service provided by 

MotoGP™




4542 m.

MOTUL TT ASSEN

Qualifying Nr. 2

Fastest Laps Sequence

<i>Practice Time</i>	 <i>Rider</i>	<i>Nation</i>	<i>Motorcycle</i>	<i>Time</i>	<i>Km/h</i>	<i>Rider's Lap</i>
3'10.861	1 Francesco BAGNAIA	ITA	DUCATI	1'31.048	179.5	2
3'25.668	89 Jorge MARTIN	SPA	DUCATI	1'30.877	179.9	2
9'16.957	1 Francesco BAGNAIA	ITA	DUCATI	1'30.540	180.5	5

These data/results cannot be reproduced, stored and/or transmitted in whole or in part by any manner of electronic, mechanical, photocopying, recording, broadcasting or otherwise now known or herein after developed without the previous express consent by the copyright owner, except for reproduction in daily press and regular printed publications on sale to the public within 60 days of the event related to those data/results and always provided that copyright symbol appears together as follows below.

© DORNA, 2024

Official MotoGP Timing by TISSOT
www.motogp.com



Assen, Saturday, June 29, 2024