


4542 m.

# MOTUL TT ASSEN

## Practice

## Classification

6

	Rider	Nation	Team	Motorcycle	Time	Lap	Total	Gap	Top Speed
1	1 <b>Francesco BAGNAIA</b>	ITA	Ducati Lenovo Team	DUCATI	<b>1'31.340</b>	19	23		<b>306.0</b>
2	12 <b>Maverick VIÑALES</b>	SPA	Aprilia Racing	APRILIA	<b>1'31.405</b>	24	25	0.065 0.065	<b>310.6</b>
3	73 <b>Alex MARQUEZ</b>	SPA	Gresini Racing MotoGP	DUCATI	<b>1'31.660</b>	23	24	0.320 0.255	<b>306.0</b>
4	41 <b>Aleix ESPARGARO</b>	SPA	Aprilia Racing	APRILIA	<b>1'31.812</b>	21	22	0.472 0.152	<b>305.2</b>
5	89 <b>Jorge MARTIN</b>	SPA	Prima Pramac Racing	DUCATI	<b>1'31.829</b>	23	26	0.489 0.017	<b>308.3</b>
6	93 <b>Marc MARQUEZ</b>	SPA	Gresini Racing MotoGP	DUCATI	<b>1'31.851</b>	22	24	0.511 0.022	<b>307.5</b>
7	33 <b>Brad BINDER</b>	RSA	Red Bull KTM Factory Racing	KTM	<b>1'31.866</b>	22	24	0.526 0.015	<b>310.6</b>
8	23 <b>Enea BASTIANINI</b>	ITA	Ducati Lenovo Team	DUCATI	<b>1'31.870</b>	17	19	0.530 0.004	<b>306.7</b>
9	25 <b>Raul FERNANDEZ</b>	SPA	Trackhouse Racing	APRILIA	<b>1'31.909</b>	21	26	0.569 0.039	<b>305.2</b>
10	21 <b>Franco MORBIDELLI</b>	ITA	Prima Pramac Racing	DUCATI	<b>1'32.013</b>	25	26	0.673 0.104	<b>307.5</b>
11	20 <b>Fabio QUARTARARO</b>	FRA	Monster Energy Yamaha MotoGP	YAMAHA	<b>1'32.054</b>	22	25	0.714 0.041	<b>303.7</b>
12	72 <b>Marco BEZZECCHI</b>	ITA	Pertamina Enduro VR46 Racing Te	DUCATI	<b>1'32.168</b>	23	25	0.828 0.114	<b>310.6</b>
13	49 <b>Fabio DI GIANNANTONIO</b>	ITA	Pertamina Enduro VR46 Racing Te	DUCATI	<b>1'32.173</b>	21	22	0.833 0.005	<b>302.9</b>
14	42 <b>Alex RINS</b>	SPA	Monster Energy Yamaha MotoGP	YAMAHA	<b>1'32.203</b>	23	26	0.863 0.030	<b>303.7</b>
15	31 <b>Pedro ACOSTA</b>	SPA	Red Bull GASGAS Tech3	KTM	<b>1'32.244</b>	20	26	0.904 0.041	<b>309.0</b>
16	88 <b>Miguel OLIVEIRA</b>	POR	Trackhouse Racing	APRILIA	<b>1'32.488</b>	21	27	1.148 0.244	<b>309.0</b>
17	5 <b>Johann ZARCO</b>	FRA	CASTROL Honda LCR	HONDA	<b>1'32.730</b>	22	24	1.390 0.242	<b>307.5</b>
18	43 <b>Jack MILLER</b>	AUS	Red Bull KTM Factory Racing	KTM	<b>1'33.106</b>	5	23	1.766 0.376	<b>306.7</b>
19	30 <b>Takaaki NAKAGAMI</b>	JPN	IDEMITSU Honda LCR	HONDA	<b>1'33.127</b>	18	24	1.787 0.021	<b>300.7</b>
20	32 <b>Lorenzo SAVADORI</b>	ITA	Aprilia Racing	APRILIA	<b>1'33.306</b>	20	22	1.966 0.179	<b>307.5</b>
21	37 <b>Augusto FERNANDEZ</b>	SPA	Red Bull GASGAS Tech3	KTM	<b>1'33.344</b>	20	23	2.004 0.038	<b>302.2</b>
22	36 <b>Joan MIR</b>	SPA	Repsol Honda Team	HONDA	<b>1'33.355</b>	6	23	2.015 0.011	<b>302.9</b>
23	10 <b>Luca MARINI</b>	ITA	Repsol Honda Team	HONDA	<b>1'33.561</b>	20	25	2.221 0.206	<b>305.2</b>

Practice condition: Dry

Air: 20°

Humidity: 51%

Ground: 37°

<b>Fastest Lap:</b>	Lap: 19	<b>Francesco BAGNAIA</b>	<b>1'31.340</b>	179 Km/h
<b>Best Race Lap:</b>	2022	<b>Aleix ESPARGARO</b>	<b>1'32.500</b>	176.7 Km/h
<b>All-Time Lap Record:</b>	2024	<b>Francesco BAGNAIA</b>	<b>1'31.340</b>	179.0 Km/h

The results are provisional until the end of the limit for protest and appeals.

Time limit for protest expires 60' after publication of the results - ..... Time: .....

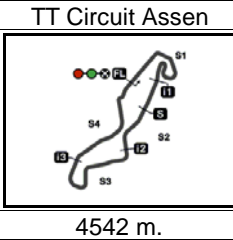
These data/results cannot be reproduced, stored and/or transmitted in whole or in part by any manner of electronic, mechanical, photocopying, recording, broadcasting or otherwise now known or herein after developed without the previous express consent by the copyright owner, except for reproduction in daily press and regular printed publications on sale to the public within 60 days of the event related to those data/results and always provided that copyright symbol appears together as follows below.

© DORNA, 2024

Official MotoGP Timing by TISSOT  
www.motogp.com



Assen, Friday, June 28, 2024



## MOTUL TT ASSEN

## Practice

## Top Speed &amp; Average

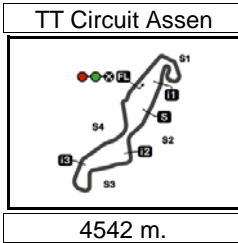
8



Rider	Nation	Motorcycle	Top 5 speeds					Average	Top
12 <b>Maverick VIÑALES</b>	<b>SPA</b>	APRILIA	310.6	306.0	305.2	303.7	303.7	305.8	<b>310.6</b>
33 <b>Brad BINDER</b>	<b>RSA</b>	KTM	310.6	310.6	309.8	309.0	308.3	309.4	<b>310.6</b>
72 <b>Marco BEZZECCHI</b>	<b>ITA</b>	DUCATI	310.6	309.8	309.0	309.0	307.5	309.2	<b>310.6</b>
31 <b>Pedro ACOSTA</b>	<b>SPA</b>	KTM	309.0	306.0	306.0	305.2	305.2	306.3	<b>309.0</b>
88 <b>Miguel OLIVEIRA</b>	<b>POR</b>	APRILIA	309.0	306.0	306.0	305.2	305.2	306.3	<b>309.0</b>
89 <b>Jorge MARTIN</b>	<b>SPA</b>	DUCATI	308.3	307.5	307.5	306.0	305.2	306.9	<b>308.3</b>
5 <b>Johann ZARCO</b>	<b>FRA</b>	HONDA	307.5	305.2	303.7	302.2	302.2	304.2	<b>307.5</b>
21 <b>Franco MORBIDELLI</b>	<b>ITA</b>	DUCATI	307.5	306.7	306.0	305.2	304.4	305.7	<b>307.5</b>
32 <b>Lorenzo SAVADORI</b>	<b>ITA</b>	APRILIA	307.5	305.2	302.2	302.2	301.4	303.7	<b>307.5</b>
93 <b>Marc MARQUEZ</b>	<b>SPA</b>	DUCATI	307.5	306.0	303.7	303.7	303.7	304.4	<b>307.5</b>
23 <b>Enea BASTIANINI</b>	<b>ITA</b>	DUCATI	306.7	305.2	305.2	305.2	304.4	305.2	<b>306.7</b>
43 <b>Jack MILLER</b>	<b>AUS</b>	KTM	306.7	306.7	306.7	306.0	305.2	306.1	<b>306.7</b>
1 <b>Francesco BAGNAIA</b>	<b>ITA</b>	DUCATI	306.0	306.0	306.0	305.2	305.2	305.6	<b>306.0</b>
73 <b>Alex MARQUEZ</b>	<b>SPA</b>	DUCATI	306.0	305.2	305.2	304.4	304.4	304.9	<b>306.0</b>
10 <b>Luca MARINI</b>	<b>ITA</b>	HONDA	305.2	305.2	304.4	302.9	302.9	303.7	<b>305.2</b>
25 <b>Raul FERNANDEZ</b>	<b>SPA</b>	APRILIA	305.2	303.7	303.7	302.9	302.9	303.7	<b>305.2</b>
41 <b>Aleix ESPARGARO</b>	<b>SPA</b>	APRILIA	305.2	304.4	303.7	303.7	303.7	304.1	<b>305.2</b>
20 <b>Fabio QUARTARARO</b>	<b>FRA</b>	YAMAHA	303.7	302.9	301.4	301.4	301.4	302.0	<b>303.7</b>
42 <b>Alex RINS</b>	<b>SPA</b>	YAMAHA	303.7	303.7	302.9	302.9	300.7	302.4	<b>303.7</b>
36 <b>Joan MIR</b>	<b>SPA</b>	HONDA	302.9	302.2	301.4	300.7	300.0	300.7	<b>302.9</b>
49 <b>Fabio DI GIANNANTONIO</b>	<b>ITA</b>	DUCATI	302.9	302.9	302.2	302.2	302.2	302.5	<b>302.9</b>
37 <b>Augusto FERNANDEZ</b>	<b>SPA</b>	KTM	302.2	302.2	301.4	300.7	300.0	301.1	<b>302.2</b>
30 <b>Takaaki NAKAGAMI</b>	<b>JPN</b>	HONDA	300.7	300.0	299.2	299.2	298.5	299.4	<b>300.7</b>

These data/results cannot be reproduced, stored and/or transmitted in whole or in part by any manner of electronic, mechanical, photocopying, recording, broadcasting or otherwise now known or herein after developed without the previous express consent by the copyright owner, except for reproduction in daily press and regular printed publications on sale to the public within 60 days of the event related to those data/results and always provided that copyright symbol appears together as follows below.

© DORNA, 2024



MOTUL TT ASSEN

Practice

Chronological Analysis of Performances

9

\* Lap / Sector time cancelled

T1 Time from finish line to 1st intermediate

T3 Time from 2nd intermed. to 3rd intermed.

P Crossing the finish line in pit lane

T2 Time from 1st intermed. to 2nd intermed.

T4 Time from 3rd intermediate to finish line

\*\*Tyre data subject to further updates

Lap	Lap Time	T1	T2	T3	T4	Speed	Lap	Lap Time	T1	T2	T3	T4	Speed	
<b>1st</b>	<b>1</b>	<b>Francesco BAGNAIA</b> DUCATI ITA						2	<b>1'33.608</b>	30.870	13.989	27.282	21.467	302.2
		Ducati Lenovo Team						3	<b>1'32.860</b>	30.613	13.765	27.052	21.430	302.9
		Runs=6 Total laps=23 Full laps=12 Valid laps=10						4	<b>1'32.705</b>	30.444	13.838	27.055	21.368	300.7
<b>Run #</b>	<b>1</b>	<b>Front Tyre</b>	<b>Slick-Medium</b>	<b>Rear Tyre</b>	<b>Slick-Medium</b>		5	<b>1'36.685</b>	33.774	14.023	27.290	21.598	300.7	
		<b>New Tyre</b>		<b>New Tyre</b>			6	1'33.032 *	30.783	13.723	27.051	21.475*	303.7	
1	2'29.147	31.415	14.916	28.716	22.103	301.4	7	1'32.269 *	30.548	13.698	26.872	21.151*	303.7	
2	<b>1'33.865</b>	31.004	14.041	27.377	21.443	304.4	8	<b>1'33.113</b>	30.628	13.873	27.301	21.311	299.2	
3	<b>1'32.765</b>	30.558	13.853	27.066	21.288	305.2	9	<b>1'33.920</b>	31.570	13.844	27.218	21.288	300.0	
4	<b>1'32.361</b>	30.478	13.797	26.933	21.153	303.7	10	<b>1'32.500</b>	30.660	13.721	26.949	21.170	302.2	
5	<b>1'38.520</b>	34.161	14.535	27.867	21.957	290.0	11	<b>1'32.444</b>	30.492	13.653	27.025	21.274	302.2	
6	<b>1'32.436</b>	30.499	13.749	26.920	21.268	305.2	12	1'46.013 P	33.250	14.297	28.147	30.319	297.8	
7	<b>1'32.229</b>	30.467	13.701	26.949	21.112	304.4	<b>Run #</b>	<b>2</b>	<b>Front Tyre</b>	<b>Slick-Hard</b>	<b>Rear Tyre</b>	<b>Slick-Soft</b>		
8	1'47.388 P	34.605	14.310	28.363	30.110	297.8			<b>12 Laps at start</b>		<b>12 Laps at start</b>			
<b>Run #</b>	<b>2</b>	<b>Front Tyre</b>	<b>Slick-Medium</b>	<b>Rear Tyre</b>	<b>Slick-Medium</b>		13	7'56.171	30.866	14.219	27.627	22.036	300.0	
		<b>8 Laps at start</b>		<b>8 Laps at start</b>			14	1'32.884 *	30.772	13.782	27.018	21.312*	302.2	
9	9'20.642 *	32.113	14.458	27.933	21.870*	300.0	15	1'42.501 P	30.612	13.711	28.067	30.111	302.2	
10	<b>1'32.554</b>	30.648	13.704	27.016	21.186	303.7	<b>Run #</b>	<b>3</b>	<b>Front Tyre</b>	<b>Slick-Soft</b>	<b>Rear Tyre</b>	<b>Slick-Medium</b>		
11	1'32.301 *	30.538	13.627	26.940	21.196*	306.0			<b>New Tyre</b>		<b>New Tyre</b>			
12	1'41.793 *	38.314*	14.225	27.579	21.675	297.0	16	5'59.614	30.319	14.141	27.523	21.575	299.2	
13	<b>1'31.901</b>	30.400	13.500	26.950	21.051	306.0	17	1'31.932 *	30.276	13.652	26.989	21.015*	302.9	
14	1'44.293 P	32.968	14.283	28.009	29.033	302.9	18	1'40.462 P	30.299	13.578	26.960	29.625	302.2	
<b>Run #</b>	<b>3</b>	<b>Front Tyre</b>	<b>Slick-Medium</b>	<b>Rear Tyre</b>	<b>Slick-Medium</b>		<b>Run #</b>	<b>4</b>	<b>Front Tyre</b>	<b>Slick-Soft</b>	<b>Rear Tyre</b>	<b>Slick-Soft</b>		
		<b>14 Laps at start</b>		<b>14 Laps at start</b>					<b>New Tyre</b>		<b>New Tyre</b>			
15	7'32.116 *	31.360	14.032	28.639*	21.400*	302.9	19	6'32.328	29.888	14.156	27.203	21.325	301.4	
16	<b>1'32.460</b>	30.592	13.556	26.964	21.348	303.7	20	<b>1'31.561</b>	30.146	13.666	26.733	21.016	305.2	
17	1'39.929 P	30.402	13.655	27.033	28.839	304.4	21	<b>1'31.677</b>	30.218	13.582	26.749	21.128	306.0	
<b>Run #</b>	<b>4</b>	<b>Front Tyre</b>	<b>Slick-Soft</b>	<b>Rear Tyre</b>	<b>Slick-Soft</b>		22	1'44.702 P	32.670	14.430	27.890*	29.712	294.9	
		<b>New Tyre</b>		<b>New Tyre</b>			<b>Run #</b>	<b>5</b>	<b>Front Tyre</b>	<b>Slick-Soft</b>	<b>Rear Tyre</b>	<b>Slick-Soft</b>		
18	6'05.089	32.677	14.288	27.663	21.588	298.5			<b>4 Laps at start</b>		<b>New Tyre</b>			
19	<b>1'31.340</b>	30.275	13.450	26.660	20.955	305.2	23	6'38.118 *	29.775	14.142	27.460*	21.860	302.9	
20	1'51.000 P	38.173	15.155	28.443*	29.229	275.6	24	<b>1'31.405</b>	30.078	13.442	26.778	21.107	310.6	
<b>Run #</b>	<b>5</b>	<b>Front Tyre</b>	<b>Slick-Soft</b>	<b>Rear Tyre</b>	<b>Slick-Soft</b>		25	1'38.976 *	35.627	14.121	27.207	22.021*	301.4	
		<b>3 Laps at start</b>		<b>New Tyre</b>			<b>3rd</b>	<b>73</b>	<b>Alex MARQUEZ</b> DUCATI SPA					
21	3'32.521	30.298	14.017	31.366	21.698	302.2			Gresini Racing MotoGP					
22	1'41.358 P	30.260	13.527	28.435	29.136	306.0			Runs=4 Total laps=24 Full laps=17 Valid laps=11					
<b>Run #</b>	<b>6</b>	<b>Front Tyre</b>	<b>Slick-Soft</b>	<b>Rear Tyre</b>	<b>Slick-Soft</b>		<b>Run #</b>	<b>1</b>	<b>Front Tyre</b>	<b>Slick-Medium</b>	<b>Rear Tyre</b>	<b>Slick-Soft</b>		
		<b>5 Laps at start</b>		<b>2 Laps at start</b>					<b>New Tyre</b>		<b>New Tyre</b>			
23	4'49.345 *	41.732	14.441	28.111	22.710*	299.2	1	1'39.437	30.488	14.551	28.389	22.236	300.0	
<b>2nd</b>	<b>12</b>	<b>Maverick VIÑALES</b> APRILIA SPA					2	<b>1'33.852</b>	31.175	13.985	27.110	21.582	306.0	
		Aprilia Racing					3	<b>1'33.001</b>	30.718	13.793	27.095	21.395	303.7	
		Runs=5 Total laps=25 Full laps=16 Valid laps=11					4	<b>1'33.658</b>	30.766	13.699	27.023	22.170	303.7	
<b>Run #</b>	<b>1</b>	<b>Front Tyre</b>	<b>Slick-Hard</b>	<b>Rear Tyre</b>	<b>Slick-Soft</b>		5	<b>1'32.572</b>	30.500	13.705	27.059	21.308	304.4	
		<b>New Tyre</b>		<b>New Tyre</b>			6	1'37.355 *	30.550	13.705	31.401	21.699*	302.2	
1	2'30.938	30.243	14.747	28.938	22.000	297.8	7	1'44.790 P	30.855	14.347	28.926	30.662	300.7	

<b>Fastest Lap:</b>	Francesco BAGNAIA	Ducati Lenovo Team	ITA	<b>1'31.340</b>	30.275	13.450	26.660	20.955
---------------------	-------------------	--------------------	-----	-----------------	--------	--------	--------	--------

These data/results cannot be reproduced, stored and/or transmitted in whole or in part by any manner of electronic, mechanical, photocopying, recording, broadcasting or otherwise now known or herein after developed without the previous express consent by the copyright owner, except for reproduction in daily press and regular printed publications on sale to the public within 60 days of the event related to those data/results and always provided that copyright symbol appears together as follows below.  
© DORNA, 2024

# Practice

# MotoGP

Lap	Lap Time	T1	T2	T3	T4	Speed	Lap	Lap Time	T1	T2	T3	T4	Speed						
<b>Run # 2</b>	<i>Front Tyre</i>	<i>Slick-Medium</i>	<i>Rear Tyre</i>	<i>Slick-Medium</i>	<i>New Tyre</i>			<b>Run # 5</b>	<i>Front Tyre</i>	<i>Slick-Soft</i>	<i>Rear Tyre</i>	<i>Slick-Soft</i>	<i>New Tyre</i>						
<i>7 Laps at start</i>																			
8	13'00.513 *	30.812	14.744	28.087	22.002*	294.2	20	5'36.816	29.798	14.034	27.327	21.604	298.5						
9	<b>1'33.627</b>	30.943	14.046	27.121	21.517	298.5	21	<b>1'31.812</b>	30.275	13.650	26.779	<b>21.108</b>	304.4						
10	1'32.862 *	30.606	13.733	26.924*	21.599	302.2	22	1'38.997 *	30.294	13.770	31.961*	22.972	303.7						
11	1'36.079 *	33.282	14.154	27.177	21.466*	296.3		unfinished	<b>30.268</b>	<b>13.599</b>	<b>26.767</b>		<b>305.2</b>						
12	<b>1'32.481</b>	30.522	13.671	26.967	21.321	302.2	<b>5th 89 Jorge MARTIN</b>						DUCATI	SPA					
13	<b>1'37.086</b>	32.946	14.563	28.101	21.476	302.2	Prima Pramac Racing												
14	<b>1'32.990</b>	30.862	13.651	27.126	21.351	305.2	Runs=5 Total laps=26 Full laps=17 Valid laps=14												
15	<b>1'32.614</b>	30.576	13.711	27.011	21.316	302.9	<b>Run # 1</b>	<i>Front Tyre</i>	<i>Slick-Soft</i>	<i>Rear Tyre</i>	<i>Slick-Medium</i>	<i>New Tyre</i>							
16	1'47.804 P	33.408	16.493	28.286	29.617	227.5	<i>4 Laps at start</i>												
<b>Run # 3</b>	<i>Front Tyre</i>	<i>Slick-Soft</i>	<i>Rear Tyre</i>	<i>Slick-Soft</i>	<i>New Tyre</i>			1	2'12.491	30.809	14.645	27.768	21.832	299.2					
<i>4 Laps at start</i>																			
17	9'46.023	34.396	15.697	27.394	21.404	239.0	2	<b>1'33.166</b>	30.684	14.039	27.008	21.435	302.9						
18	1'32.213 *	30.393	13.538	27.063	21.219*	304.4	3	<b>1'37.274</b>	30.568	14.893	30.067	21.746	<b>308.3</b>						
19	<b>1'31.879</b>	30.368	13.571	26.779	21.161	302.9	4	<b>1'32.326</b>	30.380	13.817	<b>26.815</b>	21.314	302.9						
20	1'44.665 P	32.693	14.512	28.021	29.439	298.5	5	<b>1'32.817</b>	30.543	13.802	26.991	21.481	305.2						
<b>Run # 4</b>	<i>Front Tyre</i>	<i>Slick-Soft</i>	<i>Rear Tyre</i>	<i>Slick-Soft</i>	<i>New Tyre</i>			6	<b>1'32.771</b>	30.591	13.838	26.946	21.396	302.9					
<i>4 Laps at start</i>																			
21	4'37.866	33.497	16.719	27.755	21.508	217.7	7	<b>1'36.484</b>	33.618	14.417	27.135	21.314	294.2						
22	1'32.071 *	30.387	13.603	26.876	21.205*	305.2	8	1'32.395 *	30.524	13.782	26.898	21.191*	302.9						
23	<b>1'31.660</b>	<b>30.309</b>	<b>13.507</b>	<b>26.716</b>	<b>21.128</b>	304.4	9	1'49.522 P	35.922	14.982	28.214	30.404	295.6						
24	1'46.018 *	36.233	16.660	30.154	22.971*	236.2	<b>Run # 2</b>	<i>Front Tyre</i>	<i>Slick-Hard</i>	<i>Rear Tyre</i>	<i>Slick-Medium</i>	<i>9 Laps at start</i>							
<b>4th 41 Aleix ESPARGARO</b>	APRILIA			SPA															
Aprilia Racing																			
Runs=5 Total laps=22 Full laps=13 Valid laps=11																			
<b>Run # 1</b>	<i>Front Tyre</i>	<i>Slick-Soft</i>	<i>Rear Tyre</i>	<i>Slick-Medium</i>	<i>4 Laps at start</i>			10	11'19.377	32.605	14.661	27.878	21.875	297.8					
<i>4 Laps at start</i>																			
1	2'13.289	31.056	14.766	28.035	21.919	300.7	11	<b>1'33.737</b>	30.794	14.149	27.189	21.605	300.0						
2	<b>1'34.567</b>	31.533	14.012	27.379	21.643	301.4	12	<b>1'32.970</b>	30.631	13.966	27.034	21.339	302.2						
3	<b>1'33.519</b>	30.822	13.905	27.232	21.560	302.2	13	<b>1'32.993</b>	30.561	13.961	27.091	21.380	302.2						
4	1'52.256 P	30.914	13.959	35.291	32.092	301.4	14	<b>1'36.116</b>	33.254	14.042	27.405	21.415	306.0						
<b>Run # 3</b>	<i>Front Tyre</i>	<i>Slick-Hard</i>	<i>Rear Tyre</i>	<i>Slick-Soft</i>	<i>New Tyre</i>			15	1'42.586 P	30.565	13.894	27.961	30.166	307.5					
<i>7 Laps at start</i>																			
5	7'02.419	30.615	14.413	27.862	21.774	297.8	<b>Run # 3</b>	<i>Front Tyre</i>	<i>Slick-Medium</i>	<i>Rear Tyre</i>	<i>Slick-Medium</i>	<i>21 Laps at start</i>							
6	<b>1'33.068</b>	30.861	13.859	26.972	21.376	300.7	<i>15 Laps at start</i>												
7	<b>1'32.552</b>	30.531	13.765	26.928	21.328	302.9	16	6'53.799 *	30.663	14.174	27.320	21.393*	300.0						
8	<b>1'35.434</b>	32.035	14.611	27.328	21.460	289.3	17	<b>1'33.007</b>	30.470	13.900	27.164	21.473	302.2						
9	1'32.595 *	30.640	13.716	26.943	21.296*	303.7	18	1'46.378 P	34.496	14.512	27.997	29.373	298.5						
10	<b>1'34.982</b>	30.663	13.823	26.919	23.577	302.2	<b>Run # 4</b>	<i>Front Tyre</i>	<i>Slick-Soft</i>	<i>Rear Tyre</i>	<i>Slick-Soft</i>	<i>New Tyre</i>							
11	1'46.991 P	33.869	14.682	28.076	30.364	289.3	<i>3 Laps at start</i>												
<b>Run # 3</b>	<i>Front Tyre</i>	<i>Slick-Hard</i>	<i>Rear Tyre</i>	<i>Slick-Soft</i>	<i>7 Laps at start</i>			19	3'44.865	30.239	14.066	27.151	21.429	300.7					
<i>7 Laps at start</i>																			
12	8'15.154	32.752	14.081	27.463	21.551	302.9	20	<b>1'32.185</b>	30.355	13.741	26.945	21.144	302.9						
13	<b>1'32.608</b>	30.501	13.718	27.126	21.263	303.7	21	1'42.973 P	30.206	13.813	<b>29.276*</b>	29.678	303.7						
14	<b>1'37.498</b>	34.825	13.984	27.217	21.472	302.2	<b>Run # 5</b>	<i>Front Tyre</i>	<i>Slick-Soft</i>	<i>Rear Tyre</i>	<i>Slick-Soft</i>	<i>New Tyre</i>							
15	<b>1'32.474</b>	30.499	13.708	26.975	21.292	302.2	<i>3 Laps at start</i>												
16	1'46.695 P	32.808	14.381	28.128	31.378	289.3	22	3'17.730	29.571	13.955	31.729	21.614	303.7						
<b>Run # 4</b>	<i>Front Tyre</i>	<i>Slick-Hard</i>	<i>Rear Tyre</i>	<i>Slick-Soft</i>	<i>New Tyre</i>			23	<b>1'31.829</b>	30.201	<b>13.542</b>	26.902	21.184	307.5					
<i>7 Laps at start</i>																			
17	7'30.707	30.303	14.128	27.289	21.583	302.9	24	1'33.128 *	31.246	13.815	26.973*	<b>21.094</b>	302.2						
18	<b>1'34.403</b>	31.317	14.072	27.367	21.647	302.2	25	<b>1'41.501</b>	<b>30.169</b>	13.599	32.010	25.723	304.4						
19	1'41.272 P	30.332	13.697	26.809	30.434	300.0	26	1'41.958 *	33.803	15.189	29.621	23.345*	294.9						
<b>6th 93 Marc MARQUEZ</b>	DUCATI			SPA															
Gresini Racing MotoGP																			
Runs=5 Total laps=24 Full laps=15 Valid laps=12																			
<b>Run # 1</b>	<i>Front Tyre</i>	<i>Slick-Medium</i>	<i>Rear Tyre</i>	<i>Slick-Medium</i>	<i>New Tyre</i>			1	1'38.603	30.787	14.861	28.758	22.197	300.0					
<i>3 Laps at start</i>																			
1	1'38.603	30.787	14.861	28.758	22.197	300.0	2	<b>1'34.400</b>	31.303	14.033	27.337	21.727	302.2						
2	<b>1'34.400</b>	31.303	14.033	27.337	21.727	302.2	3	<b>1'33.088</b>	30.628	13.784	27.255	21.421	302.2						
3	<b>1'33.088</b>	30.628	13.784	27.255	21.421	302.2	4	<b>1'32.644</b>	30.533	13.737	27.124	21.250	302.2						
4	<b>1'32.644</b>	30.533	13.737	27.124	21.250	302.2													

**Fastest Lap:** Francesco BAGNAIA      Ducati Lenovo Team      ITA      **1'31.340**      30.275      13.450      26.660      20.955

These data/results cannot be reproduced, stored and/or transmitted in whole or in part by any manner of electronic, mechanical, photocopying, recording, broadcasting or otherwise now known or herein after developed without the previous express consent by the copyright owner, except for reproduction in daily press and regular printed publications on sale to the public within 60 days of the event related to those data/results and always provided that copyright symbol appears together as follows below.  
© DORNA, 2024

# Practice

# MotoGP

Lap	Lap Time	T1	T2	T3	T4	Speed	Lap	Lap Time	T1	T2	T3	T4	Speed	
5	1'35.545 *	30.519	13.750	29.562*	21.714	302.9	18	<b>1'33.368</b>	30.688	13.913	27.154	21.613	303.7	
6	1'43.864 P	30.543	13.683	30.418	29.220	303.7	19	<b>1'37.918</b>	34.151	14.116	27.891	21.760	306.7	
<b>Run # 2</b>	<b>Front Tyre Slick-Medium</b>	<b>Rear Tyre Slick-Medium</b>					20	1'43.873 P	30.488	13.762	29.625	29.998	309.0	
	6 Laps at start			6 Laps at start			<b>Run # 4</b>	<b>Front Tyre Slick-Soft</b>	<b>Rear Tyre Slick-Soft</b>					
	New Tyre			New Tyre				New Tyre		New Tyre				
7	5'58.118	31.423	14.275	28.022	21.861	298.5	21	6'31.025	33.146	14.534	41.028	24.675	302.9	
8	<b>1'34.489</b>	31.097	14.121	27.776	21.495	301.4	22	<b>1'31.866</b>	30.198	13.624	26.836	<b>21.208</b>	310.6	
9	<b>1'33.512</b>	30.515	13.855	27.253	21.889	303.7	23	<b>1'31.927</b>	<b>30.111</b>	<b>13.533</b>	<b>26.815</b>	21.468	309.8	
10	<b>1'32.878</b>	30.609	13.748	27.220	21.301	303.7	24	1'32.839 *	30.508	13.625	27.165	21.541*	306.0	
11	<b>1'32.680</b>	30.520	13.749	27.090	21.321	303.7	<b>8th</b>	<b>23</b>	<b>Enea BASTIANINI</b>		DUCATI	ITA		
12	1'44.828 P	30.648	14.967	29.499	29.714	273.2			Ducati Lenovo Team					
<b>Run # 3</b>	<b>Front Tyre Slick-Soft</b>	<b>Rear Tyre Slick-Soft</b>							Runs=4	Total laps=19	Full laps=12	Valid laps=9		
	New Tyre			New Tyre			<b>Run # 1</b>	<b>Front Tyre Slick-Medium</b>	<b>Rear Tyre Slick-Medium</b>					
13	7'25.808	32.076	14.309	27.935	21.876	300.0		4 Laps at start			New Tyre			
14	<b>1'33.626</b>	30.677	13.923	27.591	21.435	301.4	1	2'16.881	31.827	14.482	28.438	22.066	300.0	
15	<b>1'32.107</b>	30.355	<b>13.564</b>	26.968	21.220	303.7	2	<b>1'34.209</b>	31.102	14.063	27.337	21.707	301.4	
16	1'46.568 P	32.073	16.055	28.466	29.974	285.3	3	<b>1'36.411</b>	30.809	14.289	29.634	21.679	303.7	
<b>Run # 4</b>	<b>Front Tyre Slick-Medium</b>	<b>Rear Tyre Slick-Soft</b>					4	<b>1'33.084</b>	30.751	13.841	27.147	21.345	303.7	
	New Tyre			New Tyre			5	<b>1'32.836</b>	30.694	13.796	26.994	21.352	305.2	
17	9'50.854	30.266	14.356	44.344	24.241	302.2	6	1'39.367 *	35.426	14.148	27.382	22.411*	300.0	
18	<b>1'35.057</b>	31.534	14.066	<b>28.274</b>	21.183	300.0	7	1'41.833 P	30.798	13.914	27.492	29.629	305.2	
19	1'35.131 *	30.255	13.634	<b>26.902</b>	24.340*	303.7	<b>Run # 2</b>	<b>Front Tyre Slick-Soft</b>	<b>Rear Tyre Slick-Medium</b>					
20	1'44.477 P	30.338	14.290	30.772	29.077	300.7		15 Laps at start			7 Laps at start			
<b>Run # 5</b>	<b>Front Tyre Slick-Soft</b>	<b>Rear Tyre Slick-Soft</b>					8	10'17.058	31.542	14.437	27.751	21.635	300.0	
	4 Laps at start			New Tyre			9	<b>1'33.188</b>	30.722	13.957	27.210	21.299	303.7	
21	5'28.833	29.761	14.178	36.667	25.031	301.4	10	<b>1'34.171</b>	30.527	13.758	26.963	22.923	302.9	
22	<b>1'31.851</b>	30.259	13.573	26.928	<b>21.091</b>	<b>307.5</b>	11	1'32.499 *	30.482	13.682	27.089	21.246*	303.7	
23	<b>1'32.249</b>	<b>30.177</b>	13.658	26.988	21.426	306.0	12	<b>1'37.653</b>	34.848	13.980	27.338	21.487	300.7	
24	1'32.078 *	30.230	13.596	27.132	21.120*	303.7	13	1'32.586 *	30.631	13.697	27.003	21.255*	303.7	
<b>7th</b>	<b>33</b>	<b>Brad BINDER</b>		KTM	RSA		14	1'49.129 P	33.295	14.289	28.254	33.291	298.5	
		Red Bull KTM Factory Racing					<b>Run # 3</b>	<b>Front Tyre Slick-Soft</b>	<b>Rear Tyre Slick-Soft</b>					
		Runs=4	Total laps=24	Full laps=17	Valid laps=12			New Tyre			New Tyre			
<b>Run # 1</b>	<b>Front Tyre Slick-Medium</b>	<b>Rear Tyre Slick-Soft</b>					15	14'56.878	35.760	14.798	27.496	21.479	292.8	
	New Tyre			New Tyre			16	<b>1'31.967</b>	30.362	13.631	26.801	21.173	<b>306.7</b>	
1	2'01.624	35.006	15.197	30.937	22.932	297.8	17	<b>1'31.870</b>	30.394	13.617	<b>26.724</b>	<b>21.135</b>	304.4	
2	<b>1'40.999</b>	36.461	14.784	27.725	22.029	294.9	18	1'45.738 P	33.517	14.150	28.077	29.994	298.5	
3	1'34.013 *	30.732	13.890	27.138	22.253*	<b>310.6</b>	<b>Run # 4</b>	<b>Front Tyre Slick-Soft</b>	<b>Rear Tyre Slick-Soft</b>					
4	<b>1'34.090</b>	31.070	13.866	27.541	21.613	307.5		4 Laps at start			New Tyre			
5	<b>1'38.299</b>	35.658	13.911	27.080	21.650	308.3	19	4'39.269	30.981	14.009	27.700	23.109	305.2	
6	1'33.097 *	30.803	13.806	26.918	21.570*	306.7	unfinished	<b>30.262</b>	<b>13.580</b>			304.4		
7	1'45.906 P	30.642	14.008	31.176	30.080	302.9	<b>9th</b>	<b>25</b>	<b>Raul FERNANDEZ</b>		APRILIA	SPA		
<b>Run # 2</b>	<b>Front Tyre Slick-Medium</b>	<b>Rear Tyre Slick-Soft</b>							Runs=4	Total laps=26	Full laps=19	Valid laps=14		
	7 Laps at start			7 Laps at start			<b>Run # 1</b>	<b>Front Tyre Slick-Hard</b>	<b>Rear Tyre Slick-Soft</b>					
8	11'12.046	31.758	14.346	27.835	22.137	302.2		New Tyre			New Tyre			
9	1'32.758 *	30.724	13.767	26.897	21.370*	305.2	1	2'19.936	30.748	14.450	27.921	21.660	297.8	
10	<b>1'32.500</b>	30.550	13.726	26.902	21.322	306.0	2	<b>1'33.228</b>	30.794	13.920	27.198	21.316	300.7	
11	<b>1'38.059</b>	34.991	14.027	27.308	21.733	306.0	3	<b>1'32.695</b>	30.608	13.757	27.041	21.289	302.2	
12	<b>1'32.783</b>	30.615	13.692	26.978	21.498	308.3	4	<b>1'32.917</b>	30.687	13.830	27.077	21.323	302.2	
13	<b>1'32.790</b>	30.459	13.694	27.054	21.583	307.5	5	<b>1'38.978</b>	30.568	13.716	31.720	22.974	302.2	
14	1'39.139 *	34.752	14.206	28.178	22.003*	302.9	6	<b>1'34.180</b>	30.722	13.874	27.059	22.525	300.7	
15	<b>1'33.173</b>	30.785	13.842	27.095	21.451	302.2	7	1'33.423 *	30.635	13.746	27.095	21.947*	301.4	
16	1'50.721 P	37.564	15.486	27.730	29.941	295.6	8	1'51.657 P	38.901*	14.320	28.148	30.288	296.3	
<b>Run # 3</b>	<b>Front Tyre Slick-Medium</b>	<b>Rear Tyre Slick-Soft</b>												
	New Tyre			New Tyre										
17	8'49.429	33.860	14.609	28.130	22.661	300.0								

**Fastest Lap:** Francesco BAGNAIA      Ducati Lenovo Team      ITA      **1'31.340**      30.275      13.450      26.660      20.955

These data/results cannot be reproduced, stored and/or transmitted in whole or in part by any manner of electronic, mechanical, photocopying, recording, broadcasting or otherwise now known or herein after developed without the previous express consent by the copyright owner, except for reproduction in daily press and regular printed publications on sale to the public within 60 days of the event related to those data/results and always provided that copyright symbol appears together as follows below.  
© DORNA, 2024



# Practice

# MotoGP

Lap	Lap Time	T1	T2	T3	T4	Speed	Lap	Lap Time	T1	T2	T3	T4	Speed	
<b>Run # 2</b>	Front Tyre Slick-Hard		Rear Tyre Slick-Soft				20	<b>1'33.406</b>	30.460	14.159	27.200	21.587	302.9	
		8 Laps at start		8 Laps at start				21	<b>1'32.680</b>	30.466	13.932	27.009	21.273	303.7
9	10'10.813	31.315	14.185	31.037	22.055	297.8	22	1'40.909 P	30.308	13.901	27.031	29.669	302.9	
10	<b>1'33.241</b>	30.856	13.865	27.215	21.305	298.5	<b>Run # 5</b>		Front Tyre Slick-Medium		Rear Tyre Slick-Soft			
11	<b>1'32.907</b>	30.652	13.706	27.056	21.493	300.0			4 Laps at start		New Tyre			
12	<b>1'32.904</b>	30.702	13.880	27.041	21.281	297.8	23	3'54.304	29.767	14.285	30.720	25.570	302.2	
13	<b>1'33.215</b>	30.650	13.760	27.269	21.536	300.0	24	<b>1'32.136</b>	30.420	13.743	26.810	21.163	307.5	
14	<b>1'35.052</b>	30.801	13.797	28.740	21.714	298.5	25	<b>1'32.013</b>	30.197	13.718	26.835	21.263	305.2	
15	<b>1'38.135</b>	35.224	13.961	27.397	21.553	300.0	26	<b>2'29.671</b>	47.253	33.624	42.979	25.815	123.5	
16	1'32.744 *	30.736	13.687	27.089	21.232*	300.7	<b>11th 20 Fabio QUARTARARO</b> YAMAHA FRA							
17	1'47.589 P	35.128	14.280	28.022	30.159	294.9	Monster Energy Yamaha MotoGP Team							
<b>Run # 3</b>		Front Tyre Slick-Soft		Rear Tyre Slick-Soft				Runs=4 Total laps=25 Full laps=18 Valid laps=15						
		New Tyre		New Tyre				<b>Run # 1</b>						
		5 Laps at start		New Tyre				Front Tyre Slick-Medium						
18	9'11.993	30.583	14.141	28.946	24.035	300.7			4 Laps at start		4 Laps at start			
19	<b>1'32.342</b>	30.563	13.778	26.936	21.065	303.7	1	2'40.984	31.258	14.866	28.622	22.324	297.0	
20	1'37.649 *	35.502	13.812	26.950	21.385*	303.7	2	<b>1'34.066</b>	30.977	14.126	27.321	21.642	301.4	
21	<b>1'31.909</b>	30.321	13.680	26.910	20.998	302.9	3	<b>1'33.490</b>	30.632	14.052	27.193	21.613	300.7	
22	1'44.489 P	33.092	14.061	27.530	29.806	300.0	4	<b>1'33.262</b>	30.631	13.975	27.161	21.495	299.2	
<b>Run # 4</b>		Front Tyre Slick-Soft		Rear Tyre Slick-Soft				5	<b>1'33.010</b>	30.579	13.926	27.083	21.422	300.0
		5 Laps at start		New Tyre				6	<b>1'37.340</b>	33.088	14.483	27.729	22.040	292.8
23	3'26.343	29.053	14.140	27.163	21.431	299.2	7	<b>1'33.207</b>	30.647	13.939	27.201	21.420	301.4	
24	<b>1'32.168</b>	30.367	13.588	26.875	21.338	305.2	8	1'43.418 P	31.965	14.240	27.828	29.385	297.8	
25	1'33.586 *	30.242	13.592	27.860*	21.892	302.2	<b>Run # 2</b>							
26	1'38.388 *	30.410	13.577	30.103	24.298*	302.9			Front Tyre Slick-Medium		Rear Tyre Slick-Soft			
		12 Laps at start		12 Laps at start				9 10'46.708 * 30.682 17.044 27.854 21.769* 188.0						

Run #	Lap Time	T1	T2	T3	T4	Speed	
<b>10th 21</b>	Front Tyre Slick-Soft		Rear Tyre Slick-Soft				
		New Tyre		New Tyre			
		5 Laps at start		New Tyre			
23	3'26.343	29.053	14.140	27.163	21.431	299.2	
24	<b>1'32.168</b>	30.367	13.588	26.875	21.338	305.2	
25	1'33.586 *	30.242	13.592	27.860*	21.892	302.2	
26	1'38.388 *	30.410	13.577	30.103	24.298*	302.9	

**10th 21 Franco MORBIDELLI** DUCATI ITA  
 Prima Pramac Racing  
 Runs=5 Total laps=26 Full laps=17 Valid laps=16

Run #	Lap Time	T1	T2	T3	T4	Speed	
<b>Run # 1</b>	Front Tyre Slick-Medium		Rear Tyre Slick-Soft				
		New Tyre		New Tyre			
1	1'40.327	30.641	14.893	28.252	22.283	293.5	
2	<b>1'34.363</b>	31.037	14.172	27.406	21.748	306.0	
3	<b>1'33.503</b>	30.714	13.947	27.262	21.580	306.7	
4	1'39.480 *	35.785	14.333	27.326	22.036*	300.0	
5	<b>1'33.250</b>	30.680	13.988	27.075	21.507	303.7	
6	<b>1'33.141</b>	30.473	13.968	27.132	21.568	302.9	
7	1'48.941 P	36.050	14.570	27.564	30.757	291.4	
<b>Run # 2</b>	Front Tyre Slick-Medium		Rear Tyre Slick-Soft				
		7 Laps at start		7 Laps at start			
8	7'09.330	30.472	14.430	27.641	22.450	300.0	
9	<b>1'33.801</b>	30.790	14.138	27.310	21.563	302.9	
10	<b>1'33.377</b>	30.590	14.086	27.165	21.536	302.9	
11	<b>1'33.489</b>	30.833	13.954	27.213	21.489	302.2	
12	<b>1'33.239</b>	30.654	13.942	27.142	21.501	301.4	
13	<b>1'36.535</b>	32.248	14.701	27.764	21.822	290.7	
14	1'41.239 P	30.652	13.952	27.121	29.514	302.2	
<b>Run # 3</b>	Front Tyre Slick-Medium		Rear Tyre Slick-Medium				
		14 Laps at start		New Tyre			
15	7'35.390	32.286	14.286	27.845	21.861	304.4	
16	<b>1'33.204</b>	30.650	14.016	26.980	21.558	304.4	
17	<b>1'32.925</b>	30.575	13.961	26.998	21.391	303.7	
18	1'50.549 P	30.502	19.683*	29.949	30.415	266.6	
<b>Run # 4</b>	Front Tyre Slick-Medium		Rear Tyre Slick-Soft				
		New Tyre		New Tyre			
19	6'50.532 *	35.185	14.483	27.744	21.839*	302.2	

**11th 20 Fabio QUARTARARO** YAMAHA FRA  
 Monster Energy Yamaha MotoGP Team  
 Runs=4 Total laps=25 Full laps=18 Valid laps=15

Run #	Lap Time	T1	T2	T3	T4	Speed	
<b>Run # 1</b>	Front Tyre Slick-Medium		Rear Tyre Slick-Soft				
		4 Laps at start		4 Laps at start			
1	2'40.984	31.258	14.866	28.622	22.324	297.0	
2	<b>1'34.066</b>	30.977	14.126	27.321	21.642	301.4	
3	<b>1'33.490</b>	30.632	14.052	27.193	21.613	300.7	
4	<b>1'33.262</b>	30.631	13.975	27.161	21.495	299.2	
5	<b>1'33.010</b>	30.579	13.926	27.083	21.422	300.0	
6	<b>1'37.340</b>	33.088	14.483	27.729	22.040	292.8	
7	<b>1'33.207</b>	30.647	13.939	27.201	21.420	301.4	
8	1'43.418 P	31.965	14.240	27.828	29.385	297.8	
<b>Run # 2</b>	Front Tyre Slick-Medium		Rear Tyre Slick-Soft				
		12 Laps at start		12 Laps at start			
9	10'46.708 *	30.682	17.044	27.854	21.769*	188.0	
10	<b>1'33.397</b>	30.717	13.984	27.211	21.485	301.4	
11	<b>1'33.436</b>	30.709	14.025	27.115	21.587	298.5	
12	<b>1'33.289</b>	30.608	13.858	27.203	21.620	300.0	
13	<b>1'33.139</b>	30.556	13.966	27.143	21.474	298.5	
14	1'33.128 *	30.667	13.869	27.116	21.476*	299.2	
15	<b>1'33.149</b>	30.705	13.880	27.143	21.421	300.7	
16	1'43.235 P	33.169	14.107	27.391	28.568	300.0	
<b>Run # 3</b>	Front Tyre Slick-Medium		Rear Tyre Slick-Soft				
		New Tyre		New Tyre			
17	10'09.857	31.176	14.560	27.856	22.210	297.8	
18	<b>1'32.486</b>	30.495	13.916	26.814	21.261	302.9	
19	<b>1'32.258</b>	30.373	13.734	26.868	21.283	303.7	
20	1'45.737 P	35.246	14.034	27.363	29.094	300.0	
<b>Run # 4</b>	Front Tyre Slick-Medium		Rear Tyre Slick-Soft				
		4 Laps at start		New Tyre			
21	3'35.365	29.571	14.184	28.284	21.881	297.8	
22	<b>1'32.054</b>	30.198	13.855	26.811	21.190	300.7	
23	<b>1'37.619</b>	30.163	17.282	28.393	21.781	301.4	
24	1'34.880 *	30.179	13.822	28.914*	21.965	300.0	
25	1'32.103 *	30.245	13.831	26.847	21.180*	300.0	

**12th 72 Marco BEZZECCHI** DUCATI ITA  
 Pertamina Enduro VR46 Racing Team  
 Runs=4 Total laps=25 Full laps=18 Valid laps=15

Run #	Lap Time	T1	T2	T3	T4	Speed	
<b>Run # 1</b>	Front Tyre Slick-Medium		Rear Tyre Slick-Soft				
		4 Laps at start		4 Laps at start			
1	3'41.006	35.561	14.587	28.143	21.960	302.2	
2	<b>1'35.063</b>	30.783	14.024	27.975	22.281	309.0	
3	<b>1'36.735</b>	31.095	14.181	28.665	22.794	306.7	
4	<b>1'32.950</b>	30.651	13.853	27.001	21.445	302.9	

**Fastest Lap:** Francesco BAGNAIA Ducati Lenovo Team ITA **1'31.340** 30.275 13.450 26.660 20.955

These data/results cannot be reproduced, stored and/or transmitted in whole or in part by any manner of electronic, mechanical, photocopying, recording, broadcasting or otherwise now known or herein after developed without the previous express consent by the copyright owner, except for reproduction in daily press and regular printed publications on sale to the public within 60 days of the event related to those data/results and always provided that copyright symbol appears together as follows below.  
 © DORNA, 2024



# Practice

# MotoGP

Lap	Lap Time	T1	T2	T3	T4	Speed	Lap	Lap Time	T1	T2	T3	T4	Speed
5	1'37.495	34.410	13.976	27.167	21.942	305.2	17	5'44.477	31.155	14.054	27.358	21.563	299.2
6	1'33.097 *	30.667	13.955	27.007	21.468*	302.2	18	1'42.485 P	30.332	13.665	26.757	31.731	300.7
7	1'32.719	30.611	13.775	26.988	21.345	304.4	<b>Run # 5</b> Front Tyre Slick-Soft Rear Tyre Slick-Soft						
8	2'23.711 P	30.510	13.726	27.255	1'12.220	304.4	3 Laps at start New Tyre						
<b>Run # 2</b> Front Tyre Slick-Hard Rear Tyre Slick-Medium							<b>Run # 19</b> 2'48.470 29.601 14.063 36.402 24.018 302.2						
New Tyre New Tyre							<b>Run # 20</b> 1'32.117 * 30.403 13.635 26.878 21.201* 302.2						
9	8'58.374	32.469	14.605	28.748	22.100	297.8	<b>Run # 21</b> 1'32.173 30.238 13.806 26.928 21.201 299.2						
10	1'35.863 *	32.745	13.875	27.587	21.656*	306.0	<b>Run # 22</b> 1'51.188 * 45.501 15.144 28.124 22.419* 282.0						
11	1'35.691	32.506	14.485	27.162	21.538	294.9	<b>14th 42 Alex RINS</b> YAMAHA SPA						
12	1'33.688	30.583	13.817	27.154	22.134	307.5	Monster Energy Yamaha MotoGP Team						
13	1'32.805	30.511	13.769	26.998	21.527	310.6	Runs=5 Total laps=26 Full laps=16 Valid laps=16						
14	1'33.054	30.529	13.843	27.107	21.575	309.0	<b>Run # 1</b> Front Tyre Slick-Medium Rear Tyre Slick-Soft						
15	1'32.972	30.608	13.818	27.065	21.481	309.8	New Tyre New Tyre						
16	1'44.937 P	33.825	14.122	27.377	29.613	301.4	<b>Run # 1</b> 1'50.487 32.636 15.117 29.105 22.846 295.6						
<b>Run # 3</b> Front Tyre Slick-Hard Rear Tyre Slick-Soft							<b>Run # 2</b> 1'35.700 31.409 14.347 27.866 22.078 297.0						
New Tyre New Tyre							<b>Run # 3</b> 1'33.715 30.819 14.056 27.281 21.559 298.5						
17	11'10.441	29.951	14.499	27.271	22.158	301.4	<b>Run # 4</b> 1'33.184 30.638 13.886 27.240 21.420 299.2						
18	1'32.417	30.358	13.775	26.918	21.366	306.0	<b>Run # 5</b> 1'42.522 35.760 14.415 30.168 22.179 299.2						
19	1'36.906	30.248	13.733	30.902	22.023	304.4	<b>Run # 6</b> 1'33.020 30.621 13.879 27.063 21.457 300.7						
20	1'32.623	30.394	13.781	26.862	21.586	305.2	<b>Run # 7</b> 1'44.145 P 31.536 14.521 28.087 30.001 297.8						
21	1'45.200 P	34.179	14.151	27.141	29.729	300.7	<b>Run # 2</b> Front Tyre Slick-Medium Rear Tyre Slick-Soft						
<b>Run # 4</b> Front Tyre Slick-Hard Rear Tyre Slick-Soft							7 Laps at start 7 Laps at start						
5 Laps at start New Tyre							<b>Run # 8</b> 8'52.216 33.021 14.630 27.992 22.298 297.0						
22	2'54.693	34.869	14.230	27.410	21.841	297.8	<b>Run # 9</b> 1'34.430 30.999 14.075 27.448 21.908 298.5						
23	1'32.168	30.329	13.713	26.887	21.239	306.0	<b>Run # 10</b> 1'33.425 30.584 14.013 27.368 21.460 294.9						
24	1'32.264	30.254	13.667	26.952	21.391	306.0	<b>Run # 11</b> 1'33.487 30.617 13.946 27.289 21.635 299.2						
25	1'32.233 *	30.251	13.763	26.857	21.362*	305.2	<b>Run # 12</b> 1'33.475 30.680 13.958 27.237 21.600 298.5						
<b>13th 49 Fabio DI GIANNANTONI</b> DUCATI ITA							<b>Run # 13</b> 1'47.047 P 30.837 14.737 29.657 31.816 295.6						
Pertamina Enduro VR46 Racing Team							<b>Run # 3</b> Front Tyre Slick-Medium Rear Tyre Slick-Medium						
Runs=5 Total laps=22 Full laps=14 Valid laps=9							13 Laps at start 9 Laps at start						
<b>Run # 1</b> Front Tyre Slick-Medium Rear Tyre Slick-Soft							<b>Run # 14</b> 5'15.373 31.950 14.807 30.406 23.107 296.3						
4 Laps at start 4 Laps at start							<b>Run # 15</b> 1'34.856 31.240 14.141 27.573 21.902 300.0						
1	2'22.176	30.905	14.421	28.411	21.928	297.0	<b>Run # 16</b> 1'34.022 30.913 14.018 27.351 21.740 303.7						
2	1'34.093	30.957	13.955	27.502	21.679	301.4	<b>Run # 17</b> 1'33.890 30.823 13.986 27.464 21.617 298.5						
3	1'33.276 *	30.754	13.814	27.285	21.423*	300.7	<b>Run # 18</b> 1'53.573 P 37.544 17.627 28.340 30.062 180.2						
4	1'33.138	30.743	13.851	27.168	21.376	300.7	<b>Run # 4</b> Front Tyre Slick-Medium Rear Tyre Slick-Soft						
5	1'32.804 *	30.589	13.730	27.089	21.396*	302.2	New Tyre New Tyre						
6	1'43.333 P	30.623*	13.841	27.584	31.285	301.4	<b>Run # 19</b> 7'33.566 33.338 14.229 27.517 21.650 300.7						
<b>Run # 2</b> Front Tyre Slick-Medium Rear Tyre Slick-Medium							<b>Run # 20</b> 1'32.678 30.449 13.698 26.955 21.576 302.9						
10 Laps at start New Tyre							<b>Run # 21</b> 1'48.320 P 35.180 14.466 28.923* 29.751 294.2						
7	9'16.010	32.057	14.384	27.672	21.709	297.0	<b>Run # 5</b> Front Tyre Slick-Medium Rear Tyre Slick-Soft						
8	1'33.091	30.696	13.901	27.207	21.287	300.7	3 Laps at start New Tyre						
9	1'32.694	30.488	13.834	27.122	21.250	300.7	<b>Run # 22</b> 3'01.394 29.568 14.067 28.548 21.888 303.7						
10	1'32.846	30.478	13.950	27.154	21.264	300.7	<b>Run # 23</b> 1'32.203 30.337 13.704 26.904 21.258 302.9						
11	1'36.455	33.252	14.061	27.473	21.669	302.9	<b>Run # 24</b> 1'38.729 32.666 16.665 27.663 21.735 233.1						
12	1'32.449 *	30.464	13.706	27.039	21.240*	302.9	<b>Run # 25</b> 1'47.324 30.508 14.691 35.555 26.570 282.6						
13	1'32.730	30.547	13.813	27.027	21.343	300.7	<b>Run # 26</b> 1'53.187 P 30.627 20.284* 30.473 31.803 300.0						
14	1'32.336	30.443	13.711	26.995	21.187	300.7	<b>15th 31 Pedro ACOSTA</b> KTM SPA						
15	1'51.292 P	35.345	14.195	30.275	31.477	299.2	Red Bull GASGAS Tech3						
<b>Run # 3</b> Front Tyre Slick-Soft Rear Tyre Slick-Soft							Runs=4 Total laps=26 Full laps=19 Valid laps=15						
New Tyre New Tyre							<b>Run # 1</b> Front Tyre Slick-Medium Rear Tyre Slick-Soft						
16	13'32.338 P	31.091	14.403	43.783	32.688	297.0	New Tyre New Tyre						
<b>Run # 4</b> Front Tyre Slick-Soft Rear Tyre Slick-Soft							<b>Run # 1</b> 1'57.802 35.137 14.912 30.344 22.510 300.0						
1 Laps at start 1 Laps at start							<b>Run # 2</b> 1'34.031 30.983 14.015 27.298 21.735 303.7						

**Fastest Lap:** Francesco BAGNAIA Ducati Lenovo Team ITA 1'31.340 30.275 13.450 26.660 20.955

These data/results cannot be reproduced, stored and/or transmitted in whole or in part by any manner of electronic, mechanical, photocopying, recording, broadcasting or otherwise now known or herein after developed without the previous express consent by the copyright owner, except for reproduction in daily press and regular printed publications on sale to the public within 60 days of the event related to those data/results and always provided that copyright symbol appears together as follows below.  
© DORNA, 2024

Official MotoGP Timing by TISSOT  
www.motogp.com



Assen, Friday, June 28, 2024

# Practice

# MotoGP

Lap	Lap Time	T1	T2	T3	T4	Speed	Lap	Lap Time	T1	T2	T3	T4	Speed
3	1'33.582	30.847	13.893	27.156	21.686	304.4	16	1'33.514	30.952	13.997	27.016	21.549	300.7
4	1'35.800	32.744	14.296	27.213	21.547	300.7	17	1'33.145	30.665	14.020	27.047	21.413	300.7
5	1'32.923	30.579	13.811	27.063	21.470	306.0	18	1'46.582 P	34.016	14.545	28.437	29.584	302.9
6	1'32.977	30.536	13.891	26.955	21.595	304.4	<b>Run # 4</b> Front Tyre Slick-Soft Rear Tyre Slick-Medium New Tyre New Tyre						
7	1'39.435	34.947	14.802	27.176	22.510	297.0	19	7'21.271 *	31.528	14.372	27.783	21.782*	301.4
8	1'32.933	30.533	13.828	26.907	21.665	304.4	20	1'35.412	31.874	14.180	27.627	21.731	306.0
9	1'32.507	30.433	13.877	26.873	21.324	303.7	21	1'32.488	30.504	13.767	26.932	21.285	309.0
10	1'45.930 P	32.245	15.183	28.180	30.322	297.0	22	1'46.697 P	34.765	14.400	28.411*	29.121	302.9
<b>Run # 2</b> Front Tyre Slick-Medium Rear Tyre Slick-Soft 10 Laps at start 10 Laps at start						<b>Run # 5</b> Front Tyre Slick-Soft Rear Tyre Slick-Soft 4 Laps at start New Tyre							
11	10'14.705	32.551	14.280	27.364	21.728	301.4	23	3'37.270	28.453	14.185	28.198	21.636	305.2
12	1'33.975 *	30.838	13.908	27.218	22.011*	303.7	24	1'33.003	30.291	13.784	27.273	21.655	306.0
13	1'33.598	30.721	14.298	27.013	21.566	304.4	25	1'37.149 *	30.350	13.784	27.138*	25.877	303.7
14	1'33.767	30.557	13.936	26.865	22.409	302.9	26	1'32.693	30.470	13.872	27.035	21.316	305.2
15	1'33.510	30.764	14.032	27.029	21.685	302.2	27	1'43.616 *	37.407	14.632	28.663	22.914*	297.8
16	1'33.168	30.544	13.845	27.108	21.671	306.0	<b>17th 5 Johann ZARCO</b> HONDA FRA CASTROL Honda LCR Runs=5 Total laps=24 Full laps=15 Valid laps=13						
17	1'38.038	33.359	14.502	28.097	22.080	303.7	<b>Run # 1</b> Front Tyre Slick-Medium Rear Tyre Slick-Soft New Tyre New Tyre						
18	1'43.788 P	32.169	14.112	27.802	29.705	302.9	1	2'02.743	30.503	14.954	29.349	22.750	291.4
<b>Run # 3</b> Front Tyre Slick-Soft Rear Tyre Slick-Soft New Tyre New Tyre						2	1'36.177	31.640	14.330	27.923	22.284	300.7	
19	9'59.917	29.637	14.141	27.061	21.660	301.4	3	1'34.543	31.030	14.098	27.505	21.910	299.2
20	1'32.244	30.561	13.734	26.737	21.212	305.2	4	1'34.127	30.900	14.144	27.390	21.693	299.2
21	1'59.938 P	46.498	14.270	29.774*	29.396	300.0	5	1'38.859 *	33.806	14.681	28.889	21.483*	287.3
<b>Run # 4</b> Front Tyre Slick-Soft Rear Tyre Slick-Soft 3 Laps at start New Tyre						6	1'33.710	30.770	14.054	27.183	21.703	300.7	
22	3'32.575	28.779	14.169	29.899	21.671	309.0	7	1'52.820 P	38.813	15.436	29.317	29.254	300.7
23	1'32.511	30.350	13.745	26.875	21.541	305.2	<b>Run # 2</b> Front Tyre Slick-Medium Rear Tyre Slick-Soft 7 Laps at start 7 Laps at start						
24	1'32.329 *	30.172	13.827	26.925*	21.405	302.2	8	9'05.412	30.862	14.849	28.322	22.356	294.2
25	1'43.750 *	34.112	19.390*	28.787	21.461	254.4	9	1'34.756	31.173	14.200	27.499	21.884	299.2
26	1'32.990 *	30.363	13.893	26.995	21.739*	302.9	10	1'34.620	31.117	14.204	27.558	21.741	298.5
<b>16th 88 Miguel OLIVEIRA</b> APRILIA POR Trackhouse Racing Runs=5 Total laps=27 Full laps=18 Valid laps=15						11	1'34.456	31.053	14.205	27.446	21.752	298.5	
<b>Run # 1</b> Front Tyre Slick-Hard Rear Tyre Slick-Soft New Tyre New Tyre						12	1'40.674	35.906	14.322	28.950	21.496	300.7	
1	2'03.055	31.341	14.916	28.674	22.232	298.5	13	1'33.621	30.782	14.010	27.248	21.581	302.2
2	1'36.119	31.528	14.581	27.881	22.129	298.5	14	1'50.330 P	38.076	14.831	28.336	29.087	289.3
3	1'44.475 *	32.175	17.003	30.686	24.611*	195.8	<b>Run # 3</b> Front Tyre Slick-Medium Rear Tyre Slick-Soft 14 Laps at start 14 Laps at start						
4	1'33.547	30.683	14.078	27.177	21.609	303.7	15	6'58.677	30.785	14.738	28.587	22.105	294.2
5	1'39.303	30.623	13.973	31.105	23.602	300.7	16	1'34.492	30.901	14.301	27.486	21.804	300.0
6	1'48.457 P	35.627	14.464	28.772	29.594	300.7	17	1'42.658 P	30.812	14.196	27.353	30.297	296.3
<b>Run # 2</b> Front Tyre Slick-Hard Rear Tyre Slick-Soft 6 Laps at start 6 Laps at start						<b>Run # 4</b> Front Tyre Slick-Soft Rear Tyre Slick-Soft New Tyre New Tyre							
7	6'55.253	30.521	14.630	27.903	22.019	297.0	18	6'25.029	40.577	16.226	30.388	21.978	219.3
8	1'33.640	30.863	14.132	27.210	21.435	300.0	19	1'33.372	30.734	14.032	27.021	21.585	303.7
9	1'37.460	30.650	14.110	30.827	21.873	302.9	20	1'42.156 P	30.654	14.078	27.262	30.162	302.2
10	1'33.544	30.806	14.075	27.096	21.567	302.2	<b>Run # 5</b> Front Tyre Slick-Soft Rear Tyre Slick-Soft 3 Laps at start New Tyre						
11	1'33.622	30.740	14.164	27.177	21.541	299.2	21	5'25.048 *	32.258	14.475	41.550	24.621*	305.2
12	1'33.804	30.740	14.141	27.267	21.656	299.2	22	1'32.730	30.507	13.815	26.989	21.419	307.5
13	1'45.675 P	32.742	14.485	28.581	29.867	296.3	23	1'52.638	41.418	15.384	34.004	21.832	269.6
<b>Run # 3</b> Front Tyre Slick-Hard Rear Tyre Slick-Soft 13 Laps at start 13 Laps at start						24	1'34.626 *	30.404	13.992	28.052	22.178*	300.7	
14	5'29.048	31.033	14.592	27.679	21.967	299.2							
15	1'36.208	33.181	14.115	27.310	21.602	302.2							

**Fastest Lap:** Francesco BAGNAIA Ducati Lenovo Team ITA 1'31.340 30.275 13.450 26.660 20.955

These data/results cannot be reproduced, stored and/or transmitted in whole or in part by any manner of electronic, mechanical, photocopying, recording, broadcasting or otherwise now known or herein after developed without the previous express consent by the copyright owner, except for reproduction in daily press and regular printed publications on sale to the public within 60 days of the event related to those data/results and always provided that copyright symbol appears together as follows below.  
© DORNA, 2024



## Practice

## MotoGP

Lap	Lap Time	T1	T2	T3	T4	Speed	Lap	Lap Time	T1	T2	T3	T4	Speed					
<b>18th</b>	<b>43</b>	<b>Jack MILLER</b>					KTM	AUS	10	1'35.763	*	31.576	14.168	27.592	22.427*	297.0		
		Red Bull KTM Factory Racing							11	1'49.619	P	36.565*	14.283	28.037	30.734	297.0		
		Runs=6 Total laps=23 Full laps=13 Valid laps=11							<b>Run # 3</b>	<b>Front Tyre Slick-Medium</b>		<b>Rear Tyre Slick-Soft</b>						
									11 Laps at start				11 Laps at start					
									<b>New Tyre</b>		<b>New Tyre</b>							
		1	1'59.893	35.902	14.936	31.216	22.491	301.4	12	8'17.853	*	31.143	14.400	28.118	21.848*	294.9		
		2	<b>1'42.192</b>	37.009	14.357	28.393	22.433	303.7	13	<b>1'34.074</b>		30.974	14.015	27.410	21.675	297.8		
		3	<b>1'34.156</b>	30.807	13.871	27.431	22.047	<b>306.7</b>	14	<b>1'33.463</b>		30.817	13.900	27.275	21.471	299.2		
		4	<b>1'43.718</b>	38.803	14.512	28.725	21.678	298.5	15	1'47.842	P	30.888	16.489	31.879	28.586	235.8		
		5	<b>1'33.106</b>	30.640	13.762	26.993	21.711	305.2	<b>Run # 4</b>	<b>Front Tyre Slick-Soft</b>		<b>Rear Tyre Slick-Soft</b>						
		6	1'56.529	P	35.620	19.292	30.563	182.9	New Tyre				New Tyre					
<b>Run # 2</b>	<b>Front Tyre Slick-Medium</b>		<b>Rear Tyre Slick-Soft</b>				16	7'47.703	*	31.194	14.814	28.357	22.051*	293.5				
6 Laps at start					6 Laps at start					17	1'34.496	*	31.076	14.317	27.443	21.660*	296.3	
7	6'51.753	30.813	14.431	27.606	22.045	300.7	18	<b>1'33.127</b>		30.732	<b>13.888</b>	<b>27.136</b>	<b>21.371</b>	297.8				
8	<b>1'33.683</b>	30.721	14.065	27.188	21.709	303.7	19	1'55.112	P	33.081	15.361	30.234	36.436	266.6				
9	<b>1'33.380</b>	30.673	13.948	27.106	21.653	304.4	<b>Run # 5</b>	<b>Front Tyre Slick-Soft</b>		<b>Rear Tyre Slick-Soft</b>								
10	<b>1'44.063</b>	39.533	15.402	27.457	21.671	276.2	4 Laps at start				New Tyre							
11	1'49.745	P	30.610	13.831	27.113	38.191	20	4'52.254	*	30.957	14.497	28.664	22.306*	295.6				
<b>Run # 3</b>	<b>Front Tyre Slick-Medium</b>		<b>Rear Tyre Slick-Soft</b>				21	1'36.930	*	<b>31.607</b>	14.938	28.639	21.746*	273.2				
11 Laps at start					11 Laps at start					22	1'38.844	*	<b>30.726</b>	14.085	30.626*	23.407	298.5	
12	7'12.844	33.783	14.228	27.525	22.076	300.0	23	1'35.886	*	30.792	13.940	29.295	21.859*	298.5				
13	<b>1'33.610</b>	30.912	13.971	27.176	<b>21.551</b>	303.7	24	1'47.383	*	30.979	17.154	34.519	24.731*	290.7				
14	<b>1'33.329</b>	30.702	13.838	27.115	21.674	305.2	<b>20th</b>	<b>32</b>	<b>Lorenzo SAVADORI</b>					APRILIA	ITA			
15	1'42.681	P	31.071	14.148	28.258	29.204	301.4		Aprilia Racing									
<b>Run # 4</b>	<b>Front Tyre Slick-Soft</b>		<b>Rear Tyre Slick-Soft</b>				Runs=5 Total laps=22 Full laps=14 Valid laps=10											
New Tyre					New Tyre					<b>Run # 1</b>	<b>Front Tyre Slick-Medium</b>		<b>Rear Tyre Slick-Soft</b>					
16	9'41.449	30.875	14.170	44.834	25.903	301.4	New Tyre				New Tyre							
17	<b>1'33.796</b>	30.725	<b>13.755</b>	27.511	21.805	306.7	1	2'17.136	P	35.505	15.525	29.977	30.302	285.3				
18	1'33.459	*	30.463	13.824	26.969	22.203*	302.2	<b>Run # 2</b>	<b>Front Tyre Slick-Medium</b>		<b>Rear Tyre Slick-Soft</b>							
19	1'53.435	P	35.808	18.811	28.948	29.868	169.2	1 Laps at start				1 Laps at start						
<b>Run # 5</b>	<b>Front Tyre Slick-Soft</b>		<b>Rear Tyre Slick-Soft</b>				2	7'02.825		33.055	14.854	28.560	22.435	297.8				
4 Laps at start					New Tyre					3	1'47.304	*	32.384	18.822*	33.139	22.959	293.5	
20	4'19.435	P	29.170	14.027	36.616	34.506	302.9	4	<b>1'35.728</b>		31.286	14.227	28.142	22.073	299.2			
<b>Run # 6</b>	<b>Front Tyre Slick-Soft</b>		<b>Rear Tyre Slick-Soft</b>				5	1'34.617	*	31.168	14.120	27.520	21.809*	302.2				
5 Laps at start					1 Laps at start					6	<b>1'34.691</b>		30.927	14.414	27.482	21.868	302.2	
21	3'06.557	*	33.087	14.286	27.620*	21.769	302.2	7	<b>1'34.327</b>		30.988	14.027	27.446	21.866	301.4			
22	1'32.843	*	<b>30.314</b>	13.940	<b>26.940</b>	21.649*	306.7	8	1'50.262	P	35.428	15.165	29.720	29.949	292.8			
23	<b>1'51.349</b>		36.691	17.114	31.307	26.237	239.0	<b>Run # 3</b>	<b>Front Tyre Slick-Medium</b>		<b>Rear Tyre Slick-Soft</b>							
<b>19th</b>	<b>30</b>	<b>Takaaki NAKAGAMI</b>					HONDA	JPN	8 Laps at start				8 Laps at start					
IDEMITSU Honda LCR							9	7'35.457		35.429	14.847	28.939	27.077	296.3				
Runs=5 Total laps=24 Full laps=15 Valid laps=7							10	<b>1'39.623</b>		34.598	14.232	27.723	23.070	300.7				
<b>Run # 1</b>		<b>Front Tyre Slick-Medium</b>		<b>Rear Tyre Slick-Soft</b>				11	<b>1'35.028</b>		31.276	14.230	27.620	21.902	300.0			
New Tyre					New Tyre					12	<b>1'35.135</b>		31.123	14.191	27.473	22.348	298.5	
1		2'01.123	32.579	15.069	35.977	23.494	286.6	13	<b>1'35.085</b>		31.182	14.229	27.699	21.975	300.0			
2		1'38.935	*	34.193	14.480	28.118	22.144*	<b>300.7</b>	14	<b>1'34.648</b>		31.083	14.148	27.586	21.831	300.7		
3		<b>1'35.812</b>		31.473	14.220	27.919	22.200	300.0	15	1'52.829	P	36.755	15.869	29.702	30.503	278.8		
4		<b>1'37.402</b>		32.980	14.192	27.830	22.400	297.0	<b>Run # 4</b>	<b>Front Tyre Slick-Hard</b>		<b>Rear Tyre Slick-Soft</b>						
5		<b>1'33.820</b>		30.963	13.972	27.352	21.533	299.2	New Tyre				New Tyre					
6		1'52.474	P	35.813	15.272	29.964	31.425	282.6	16	10'06.141		35.556	14.736	29.753	22.142	285.9		
<b>Run # 2</b>	<b>Front Tyre Slick-Medium</b>		<b>Rear Tyre Slick-Soft</b>				17	<b>1'50.565</b>		45.770	14.608	28.065	22.122	300.0				
6 Laps at start					6 Laps at start					18	1'48.819	P	30.973	17.557*	29.198	31.091	300.0	
7	6'52.780	31.643	14.658	30.488	22.031	294.2	<b>Run # 5</b>	<b>Front Tyre Slick-Hard</b>		<b>Rear Tyre Slick-Soft</b>								
8	<b>1'34.820</b>	31.263	14.176	27.623	21.758	297.8	3 Laps at start				New Tyre							
9	1'46.542	*	33.367	14.715	33.969	24.491*	296.3	19	5'38.942	*	37.326	14.096	41.062	25.703*	<b>307.5</b>			
							20	<b>1'33.306</b>		<b>30.710</b>	<b>13.941</b>	<b>27.156</b>	<b>21.499</b>	305.2				

**Fastest Lap:** Francesco BAGNAIA      Ducati Lenovo Team      ITA      **1'31.340**      30.275      13.450      26.660      20.955

These data/results cannot be reproduced, stored and/or transmitted in whole or in part by any manner of electronic, mechanical, photocopying, recording, broadcasting or otherwise now known or herein after developed without the previous express consent by the copyright owner, except for reproduction in daily press and regular printed publications on sale to the public within 60 days of the event related to those data/results and always provided that copyright symbol appears together as follows below.  
© DORNA, 2024

# Practice

# MotoGP

Lap	Lap Time	T1	T2	T3	T4	Speed	Lap	Lap Time	T1	T2	T3	T4	Speed	
21	2'08.874 *	44.236	21.802	38.014	24.822*	120.2	12	<b>1'33.573</b>	30.711	13.960	27.231	21.671	298.5	
22	1'43.521 *	35.509	15.913	28.935	23.164*	289.3	13	1'48.104 P	34.660	14.114	27.430	31.900	301.4	
<b>21st</b>	<b>37</b>	<b>Augusto FERNANDEZ</b> KTM SPA Red Bull GASGAS Tech3 Runs=4 Total laps=23 Full laps=16 Valid laps=11					<b>Run # 3</b> Front Tyre Slick-Hard Rear Tyre Slick-Soft New Tyre New Tyre							
<b>Run # 1</b>	Front Tyre Slick-Soft Rear Tyre Slick-Soft	New Tyre		New Tyre										
1	1'59.041	34.149	17.807	30.995	24.721	191.5	14	7'13.107	33.494	14.822	27.700	21.916	295.6	
2	<b>1'45.717</b>	31.383	14.485	36.307	23.542	297.0	15	<b>1'34.930</b>	30.758	14.170	27.908	22.094	299.2	
3	<b>1'35.043</b>	31.216	14.294	27.554	21.979	299.2	16	1'43.131 P	30.687	14.151	27.399	30.894	300.0	
4	<b>1'34.282</b>	30.842	14.173	27.454	21.813	298.5	<b>Run # 4</b> Front Tyre Slick-Medium Rear Tyre Slick-Soft	New Tyre		New Tyre				
5	<b>1'33.710</b>	30.663	14.188	27.253	21.606	297.8	17	6'55.288	29.849	14.321	38.294	24.136	299.2	
6	<b>1'36.889</b>	33.348	14.295	27.497	21.749	299.2	18	<b>1'35.337</b>	31.533	14.257	28.054	21.493	300.0	
7	<b>1'34.067</b>	30.745	14.204	27.445	21.673	301.4	19	<b>1'36.879</b>	32.225	14.460	28.598	21.596	294.2	
8	<b>1'33.941</b>	30.753	14.053	27.385	21.750	299.2	unfinished	30.533	13.925			300.7		
9	1'48.225 P	35.283	14.737	28.338	29.867	285.3	<b>Run # 5</b> Front Tyre Slick-Soft Rear Tyre Slick-Soft	New Tyre		New Tyre				
<b>Run # 2</b>	Front Tyre Slick-Soft Rear Tyre Slick-Soft	9 Laps at start		9 Laps at start										
10	11'06.951	30.882	14.716	31.235	21.873	293.5	20	<b>1'39.525</b>	33.076	16.630	28.014	21.805	213.9	
11	<b>1'37.184</b>	30.863	16.326	27.313	22.682	182.1	21	<b>1'34.123</b>	30.820	13.986	27.535	21.782	300.0	
12	1'36.046 *	30.762	15.829	27.552	21.903*	213.6	22	1'56.490 *	48.757	16.740	28.852	22.141*	241.8	
13	1'34.369 *	30.729	14.057	27.713	21.870*	300.0	23	2'02.093 P	41.138	16.581	29.741	34.633	257.6	
14	<b>1'34.045</b>	30.859	14.104	27.370	21.712	298.5	<b>23rd</b>	<b>10</b>	<b>Luca MARINI</b> HONDA ITA Repsol Honda Team Runs=5 Total laps=25 Full laps=16 Valid laps=11					
15	1'48.135 P	33.173	17.199	27.792	29.971	182.6	<b>Run # 1</b>	Front Tyre Slick-Medium Rear Tyre Slick-Medium	New Tyre		New Tyre			
<b>Run # 3</b>	Front Tyre Slick-Soft Rear Tyre Slick-Soft	New Tyre		New Tyre										
16	13'26.196	29.900	14.257	27.533	21.850	298.5	1	2'01.292	32.445	15.275	36.045	23.230	280.0	
17	1'33.700 *	30.676	13.963	27.257	21.804*	302.2	2	<b>1'38.510</b>	33.032	14.831	28.364	22.283	290.7	
18	1'44.651 P	30.517	14.071	30.315*	29.748	297.8	3	1'35.951 *	31.474	14.317	27.878	22.282*	300.7	
<b>Run # 4</b>	Front Tyre Slick-Soft Rear Tyre Slick-Soft	3 Laps at start		New Tyre										
19	3'45.985	29.011	14.283	29.955	21.966	300.7	4	1'44.929 P	31.170	14.414	28.042	31.303	300.0	
20	<b>1'33.344</b>	30.577	13.905	27.175	21.687	302.2	<b>Run # 2</b>	Front Tyre Slick-Medium Rear Tyre Slick-Medium	4 Laps at start		4 Laps at start			
21	1'36.810 *	31.795	14.449	28.099*	22.467	295.6	5	5'30.732	30.907	15.483	28.833	22.694	280.0	
22	<b>1'33.771</b>	30.649	14.115	27.244	21.763	300.0	6	<b>1'45.242</b>	31.452	14.538	34.726	24.526	299.2	
23	1'38.055 *	30.627	14.232	30.493	22.703*	298.5	7	<b>1'36.311</b>	31.443	14.902	27.888	22.078	288.6	
<b>Run # 3</b>	Front Tyre Slick-Medium Rear Tyre Slick-Soft	New Tyre		New Tyre										
10	7'17.899	29.816	14.637	27.927	22.281	300.0	8	<b>1'34.481</b>	30.963	14.113	27.470	21.935	302.9	
11	1'42.750 *	30.919	16.120*	31.603	24.108	300.7	9	1'51.176 P	31.011	16.043	32.765	31.357	300.7	
12	1'41.147 *	31.191	14.592	31.990	23.374*	300.0	<b>Run # 4</b>	Front Tyre Slick-Soft Rear Tyre Slick-Soft	New Tyre		New Tyre			
13	<b>1'42.716</b>	31.086	14.184	32.547	24.899	302.2	17	9'09.160	40.706	14.490	32.682	22.668	302.9	
14	<b>1'34.921</b>	31.039	14.210	27.463	22.209	301.4	18	<b>1'33.970</b>	30.939	14.166	27.308	21.557	302.2	
15	<b>1'34.028</b>	30.852	14.000	27.407	21.769	302.9	19	<b>1'39.151</b>	36.034	14.106	27.335	21.676	305.2	
16	1'47.569 P	33.601	15.159	28.825	29.984	296.3	20	<b>1'33.561</b>	30.719	13.928	27.189	21.725	304.4	
<b>Run # 5</b>	Front Tyre Slick-Soft Rear Tyre Slick-Soft	5 Laps at start		New Tyre										
8	8'42.036	31.134	14.456	27.783	21.898	300.0	21	1'50.995 P	37.102	15.283	29.017	29.593	294.2	
9	<b>1'34.076</b>	30.807	14.122	27.365	21.782	300.0	<b>Run # 5</b>	Front Tyre Slick-Soft Rear Tyre Slick-Soft	5 Laps at start		New Tyre			
10	1'33.890 *	30.642	14.038	27.320	21.890*	297.8	22	3'42.243	29.394	14.569	32.279	24.188	302.9	
11	<b>1'38.470</b>	34.667	14.322	27.571	21.910	296.3								

**Fastest Lap:** Francesco BAGNAIA Ducati Lenovo Team ITA **1'31.340** 30.275 13.450 26.660 20.955

These data/results cannot be reproduced, stored and/or transmitted in whole or in part by any manner of electronic, mechanical, photocopying, recording, broadcasting or otherwise now known or herein after developed without the previous express consent by the copyright owner, except for reproduction in daily press and regular printed publications on sale to the public within 60 days of the event related to those data/results and always provided that copyright symbol appears together as follows below.  
© DORNA, 2024



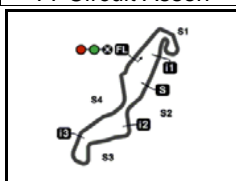
## Practice

MotoGP

Lap	Lap Time	T1	T2	T3	T4	Speed	Lap	Lap Time	T1	T2	T3	T4	Speed
23	1'33.537 *	30.702	13.975	27.202	21.658*	305.2							
24	<b>1'35.854</b>	30.675	14.299	29.259	21.621	301.4							
25	1'33.477 *	<u>30.592</u>	14.033	<u>27.134</u>	21.718*	302.9							

<b>Fastest Lap:</b> Francesco BAGNAIA	Ducati Lenovo Team	ITA	<b>1'31.340</b>	30.275	13.450	26.660	20.955
---------------------------------------	--------------------	-----	-----------------	--------	--------	--------	--------

These data/results cannot be reproduced, stored and/or transmitted in whole or in part by any manner of electronic, mechanical, photocopying, recording, broadcasting or otherwise now known or herein after developed without the previous express consent by the copyright owner, except for reproduction in daily press and regular printed publications on sale to the public within 60 days of the event related to those data/results and always provided that copyright symbol appears together as follows below.  
© DORNA, 2024



4542 m.

# MOTUL TT ASSEN

## Practice

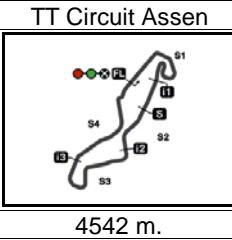
### Best Partial Times

MotoGP™

*IT* Ideal Lap Time, sum of the best partial times*BT* Best Lap Time

<i>T1</i>		<i>T2</i>		<i>T3</i>		<i>T4</i>				<i>IT</i>	<i>BT</i>	
<i>Pos</i>	<i>Rider</i>	<i>Time</i>	<i>Rider</i>	<i>Time</i>	<i>Rider</i>	<i>Time</i>	<i>Rider</i>	<i>Time</i>	<i>Pos</i>	<i>Rider</i>	<i>IT</i>	<i>BT</i>
1	M.VIÑALES	30.078	M.VIÑALES	13.442	F.BAGNAIA	26.660	F.BAGNAIA	20.955	1	<b>M.VIÑALES</b>	1'31.269	1'31.405 (2)
2	<b>B.BINDER</b>	<b>30.111</b>	<b>F.BAGNAIA</b>	<b>13.450</b>	<b>A.MARQUEZ</b>	<b>26.716</b>	<b>R.FERNANDEZ</b>	<b>20.998</b>	2	<b>F.BAGNAIA</b>	1'31.325	1'31.340 (1)
3	F.QUARTARARO	30.163	A.MARQUEZ	13.507	E.BASTIANINI	26.724	M.VIÑALES	21.016	3	<b>J.MARTIN</b>	1'31.620	1'31.829 (5)
4	<b>J.MARTIN</b>	<b>30.169</b>	<b>B.BINDER</b>	<b>13.533</b>	<b>M.VIÑALES</b>	<b>26.733</b>	<b>M.MARQUEZ</b>	<b>21.091</b>	4	<b>A.MARQUEZ</b>	1'31.660	1'31.660 (3)
5	P.ACOSTA	30.172	J.MARTIN	13.542	P.ACOSTA	26.737	J.MARTIN	21.094	5	<b>B.BINDER</b>	1'31.667	1'31.866 (7)
6	<b>M.MARQUEZ</b>	<b>30.177</b>	<b>M.MARQUEZ</b>	<b>13.564</b>	<b>F.DI GIANNANTO</b>	<b>26.757</b>	<b>A.ESPARGARO</b>	<b>21.108</b>	6	<b>R.FERNANDEZ</b>	1'31.692	1'31.909 (9)
7	F.MORBIDELLI	30.197	R.FERNANDEZ	13.577	A.ESPARGARO	26.767	A.MARQUEZ	21.128	7	<b>E.BASTIANINI</b>	1'31.701	1'31.870 (8)
8	<b>F.DI GIANNANTO</b>	<b>30.238</b>	<b>E.BASTIANINI</b>	<b>13.580</b>	<b>F.MORBIDELLI</b>	<b>26.810</b>	<b>E.BASTIANINI</b>	<b>21.135</b>	8	<b>M.MARQUEZ</b>	1'31.734	1'31.851 (6)
9	R.FERNANDEZ	30.242	A.ESPARGARO	13.599	F.QUARTARARO	26.811	F.MORBIDELLI	21.163	9	<b>A.ESPARGAR</b>	1'31.742	1'31.812 (4)
10	<b>M.BEZZECCHI</b>	<b>30.248</b>	<b>F.DI GIANNANTO</b>	<b>13.635</b>	<b>B.BINDER</b>	<b>26.815</b>	<b>F.DI GIANNANTO</b>	<b>21.187</b>	10	<b>F.DI GIANNAN</b>	1'31.817	1'32.173 (13)
11	F.BAGNAIA	30.260	M.BEZZECCHI	13.667	J.MARTIN	26.815	F.QUARTARARO	21.190	11	<b>P.ACOSTA</b>	1'31.855	1'32.244 (15)
12	<b>E.BASTIANINI</b>	<b>30.262</b>	<b>A.RINS</b>	<b>13.698</b>	<b>M.BEZZECCHI</b>	<b>26.857</b>	<b>B.BINDER</b>	<b>21.208</b>	12	<b>F.MORBIDELLI</b>	1'31.888	1'32.013 (10)
13	A.ESPARGARO	30.268	F.MORBIDELLI	13.718	R.FERNANDEZ	26.875	P.ACOSTA	21.212	13	<b>F.QUARTARAR</b>	1'31.898	1'32.054 (11)
14	<b>M.OLIVEIRA</b>	<b>30.291</b>	<b>F.QUARTARARO</b>	<b>13.734</b>	<b>M.MARQUEZ</b>	<b>26.902</b>	<b>M.BEZZECCHI</b>	<b>21.239</b>	14	<b>M.BEZZECCHI</b>	1'32.011	1'32.168 (12)
15	A.MARQUEZ	30.309	P.ACOSTA	13.734	A.RINS	26.904	A.RINS	21.258	15	<b>A.RINS</b>	1'32.197	1'32.203 (14)
16	<b>J.MILLER</b>	<b>30.314</b>	<b>J.MILLER</b>	<b>13.755</b>	<b>M.OLIVEIRA</b>	<b>26.932</b>	<b>M.OLIVEIRA</b>	<b>21.285</b>	16	<b>M.OLIVEIRA</b>	1'32.275	1'32.488 (16)
17	A.RINS	30.337	M.OLIVEIRA	13.767	J.MILLER	26.940	T.NAKAGAMI	21.371	17	<b>J.MILLER</b>	1'32.560	1'33.106 (18)
18	<b>J.ZARCO</b>	<b>30.404</b>	<b>J.ZARCO</b>	<b>13.815</b>	<b>J.ZARCO</b>	<b>26.989</b>	<b>J.ZARCO</b>	<b>21.419</b>	18	<b>J.ZARCO</b>	1'32.627	1'32.730 (17)
19	A.FERNANDEZ	30.517	T.NAKAGAMI	13.888	L.MARINI	27.134	J.MIR	21.493	19	<b>T.NAKAGAMI</b>	1'33.121	1'33.127 (19)
20	<b>J.MIR</b>	<b>30.533</b>	<b>A.FERNANDEZ</b>	<b>13.905</b>	<b>T.NAKAGAMI</b>	<b>27.136</b>	<b>L.SAVADORI</b>	<b>21.499</b>	20	<b>J.MIR</b>	1'33.163	1'33.355 (22)
21	L.MARINI	30.592	J.MIR	13.925	L.SAVADORI	27.156	J.MILLER	21.551	21	<b>A.FERNANDEZ</b>	1'33.203	1'33.344 (21)
22	<b>L.SAVADORI</b>	<b>30.710</b>	<b>L.MARINI</b>	<b>13.928</b>	<b>A.FERNANDEZ</b>	<b>27.175</b>	<b>L.MARINI</b>	<b>21.557</b>	22	<b>L.MARINI</b>	1'33.211	1'33.561 (23)
23	T.NAKAGAMI	30.726	L.SAVADORI	13.941	J.MIR	27.212	A.FERNANDEZ	21.606	23	<b>L.SAVADORI</b>	1'33.306	1'33.306 (20)

These data/results cannot be reproduced, stored and/or transmitted in whole or in part by any manner of electronic, mechanical, photocopying, recording, broadcasting or otherwise now known or herein after developed without the previous express consent by the copyright owner, except for reproduction in daily press and regular printed publications on sale to the public within 60 days of the event related to those data/results and always provided that copyright symbol appears together as follows below.  
© DORNA, 2024




## MOTUL TT ASSEN

### Practice

### Fastest Laps Sequence

4542 m.

<i>Practice Time</i>	 <i>Rider</i>	<i>Nation</i>	<i>Motorcycle</i>	<i>Time</i>	<i>Km/h</i>	<i>Rider's Lap</i>
<b>3'13.003</b>	93 <b>Marc MARQUEZ</b>	SPA	DUCATI	<b>1'34.400</b>	173.2	2
<b>3'13.289</b>	73 <b>Alex MARQUEZ</b>	SPA	DUCATI	<b>1'33.852</b>	174.2	2
<b>3'45.657</b>	89 <b>Jorge MARTIN</b>	SPA	DUCATI	<b>1'33.166</b>	175.5	2
<b>4'46.091</b>	93 <b>Marc MARQUEZ</b>	SPA	DUCATI	<b>1'33.088</b>	175.6	3
<b>4'46.290</b>	73 <b>Alex MARQUEZ</b>	SPA	DUCATI	<b>1'33.001</b>	175.8	3
<b>5'25.859</b>	25 <b>Raul FERNANDEZ</b>	SPA	APRILIA	<b>1'32.695</b>	176.3	3
<b>6'18.735</b>	93 <b>Marc MARQUEZ</b>	SPA	DUCATI	<b>1'32.644</b>	176.4	4
<b>6'55.257</b>	89 <b>Jorge MARTIN</b>	SPA	DUCATI	<b>1'32.326</b>	177.1	4
<b>11'51.323</b>	1 <b>Francesco BAGNAIA</b>	ITA	DUCATI	<b>1'32.229</b>	177.2	7
<b>29'17.902</b>	1 <b>Francesco BAGNAIA</b>	ITA	DUCATI	<b>1'31.901</b>	177.9	13
<b>48'17.540</b>	12 <b>Maverick VIÑALES</b>	SPA	APRILIA	<b>1'31.561</b>	178.5	20
<b>49'23.129</b>	1 <b>Francesco BAGNAIA</b>	ITA	DUCATI	<b>1'31.340</b>	179.0	19

These data/results cannot be reproduced, stored and/or transmitted in whole or in part by any manner of electronic, mechanical, photocopying, recording, broadcasting or otherwise now known or herein after developed without the previous express consent by the copyright owner, except for reproduction in daily press and regular printed publications on sale to the public within 60 days of the event related to those data/results and always provided that copyright symbol appears together as follows below.

© DORNA, 2024